



US00D931780S

(12) **United States Design Patent** (10) **Patent No.:** **US D931,780 S**
Lee (45) **Date of Patent:** **** Sep. 28, 2021**

(54) **TRUCK RACK**

(71) Applicant: **Covina Accessories, LLC**, Ontario, CA (US)

(72) Inventor: **Thomas Lee**, San Francisco, CA (US)

(73) Assignee: **Covina Accessories, LLC**, Ontario, CA (US)

(**) Term: **15 Years**

(21) Appl. No.: **29/724,928**

(22) Filed: **Feb. 20, 2020**

(51) **LOC (13) Cl.** **12-16**

(52) **U.S. Cl.**

USPC **D12/406**

(58) **Field of Classification Search**

USPC D12/401, 402, 403, 404, 405, 406, 407, D12/408, 409, 410, 411, 412, 413, 414; D32/35, 58; D6/317, 318, 319

CPC B60R 9/00; B60R 9/02; B60R 9/04; B60R 9/042; B60R 9/0423; B60R 9/0426; B60R 9/045; B60R 9/048; B60R 9/0485; B60R 9/05; B60R 9/052; B60R 9/058; B60R 9/06; B60R 9/08; B60R 9/10; B60R 9/12; B60R 2011/0042; B60R 11/00; B60P 7/0815; B60P 3/40; B62D 33/0207; Y10T 29/49622

See application file for complete search history.

(56) **References Cited**

U.S. PATENT DOCUMENTS

5,494,327 A * 2/1996 Derektor B60P 3/40 224/321
D410,429 S * 6/1999 Derektor D12/406
D582,337 S * 12/2008 Derektor D12/406
7,464,977 B1 * 12/2008 Price B60P 3/40 296/26.05
8,668,125 B2 * 3/2014 Williams B60R 9/06 224/405

D843,922 S * 3/2019 Ting D12/414
2004/0211802 A1 * 10/2004 Levi B60R 9/00 224/405
2004/0232718 A1 * 11/2004 Kerns B60R 11/00 296/3
2008/0100075 A1 * 5/2008 Derektor B60P 3/40 296/3
2010/0072237 A1 * 3/2010 Green B60R 9/00 224/405
2010/0288808 A1 * 11/2010 Marr, Jr. B60R 9/06 224/403
2013/0229025 A1 * 9/2013 Johnsen B60R 9/045 296/3
2014/0034696 A1 * 2/2014 Marr B60R 9/045 224/405

(Continued)

OTHER PUBLICATIONS

TMS Truck Ladder Rack, Published date on May 4, 2017 [online], [retrieved on Jun. 14, 2021]. Retrieved from the Internet: https://www.amazon.com/TMS-Universal-Ladder-Contractor-Utility/dp/B0716L9MTJ/ref=sr_1_2?dchild=1&keywords=B0716L9MTJ&qid=1623684552&s=automotive&sr=1-2 (Year: 2017).*

Primary Examiner — Christian P. McLean

Assistant Examiner — Adam C Mager

(74) *Attorney, Agent, or Firm* — Jen-Feng Lee, Esq.

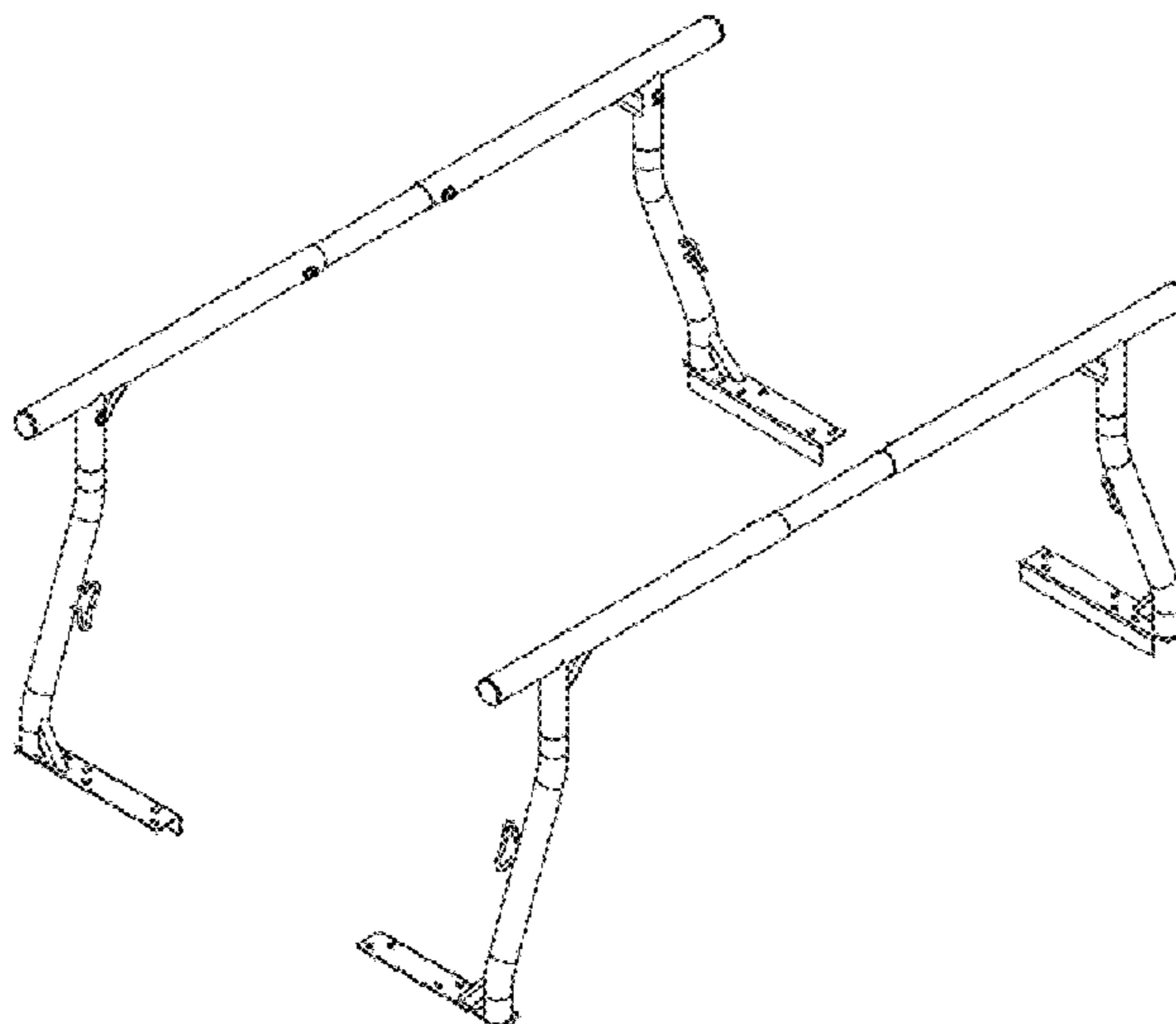
(57) **CLAIM**

I claim the ornamental design for a truck rack, as shown and described.

DESCRIPTION

FIG. 1 is a front perspective view of a truck rack showing my new design,
FIG. 2 is a front elevational view thereof,
FIG. 3 is a rear elevational view of a single piece thereof,
FIG. 4 is a left side view thereof,
FIG. 5 is a right side view thereof,
FIG. 6 is a top plan view thereof; and,
FIG. 7 is a bottom plan view thereof.

1 Claim, 7 Drawing Sheets



(56)

References Cited

U.S. PATENT DOCUMENTS

2015/0197202 A1* 7/2015 Harrison B62D 33/02
296/3
2018/0154817 A1* 6/2018 Chambers B62D 33/023
2019/0367101 A1* 12/2019 McFadden B60R 9/06
2020/0406826 A1* 12/2020 Ni B60R 9/058
2020/0406827 A1* 12/2020 Ni B60R 9/06

* cited by examiner

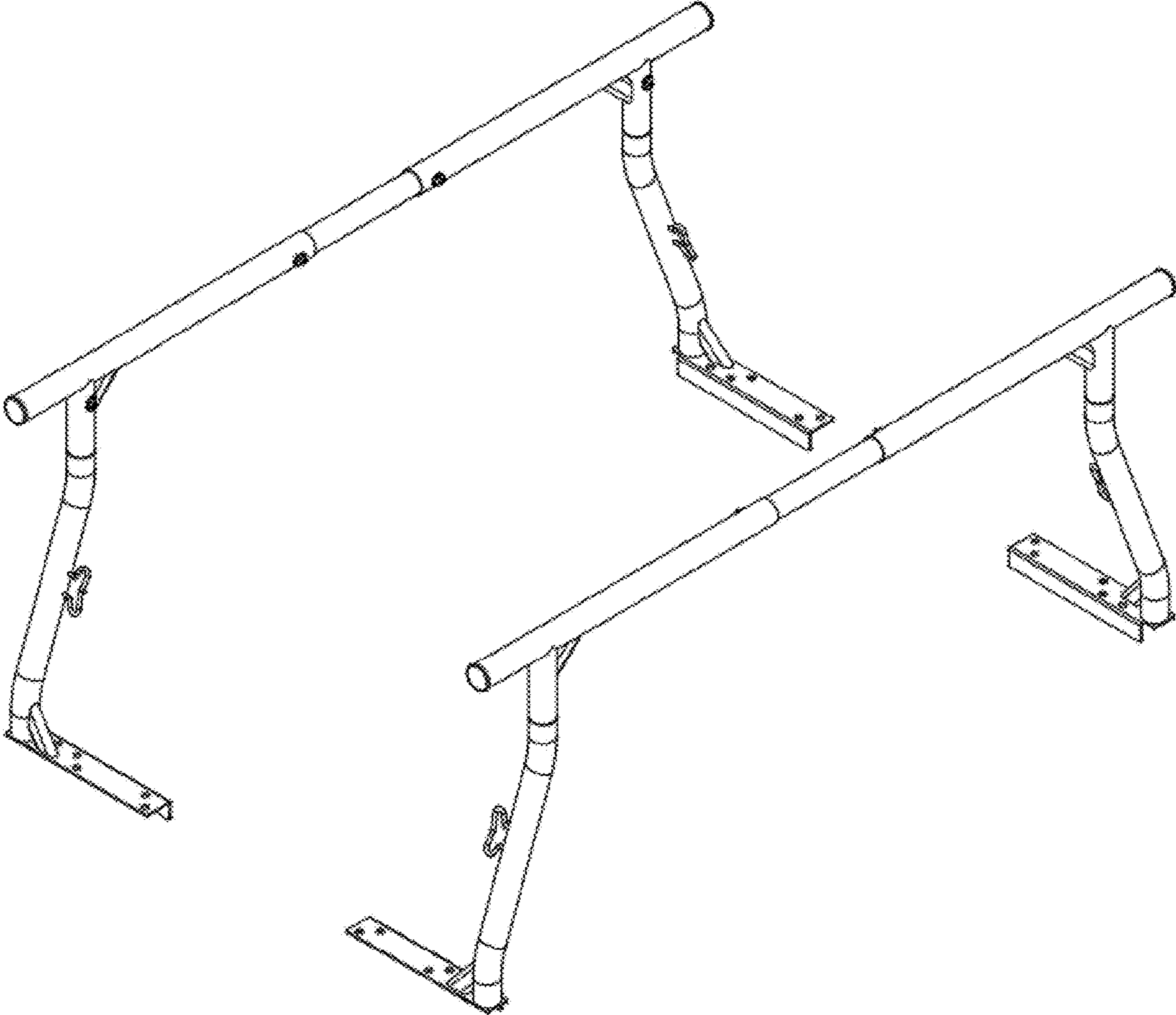


FIG. 1

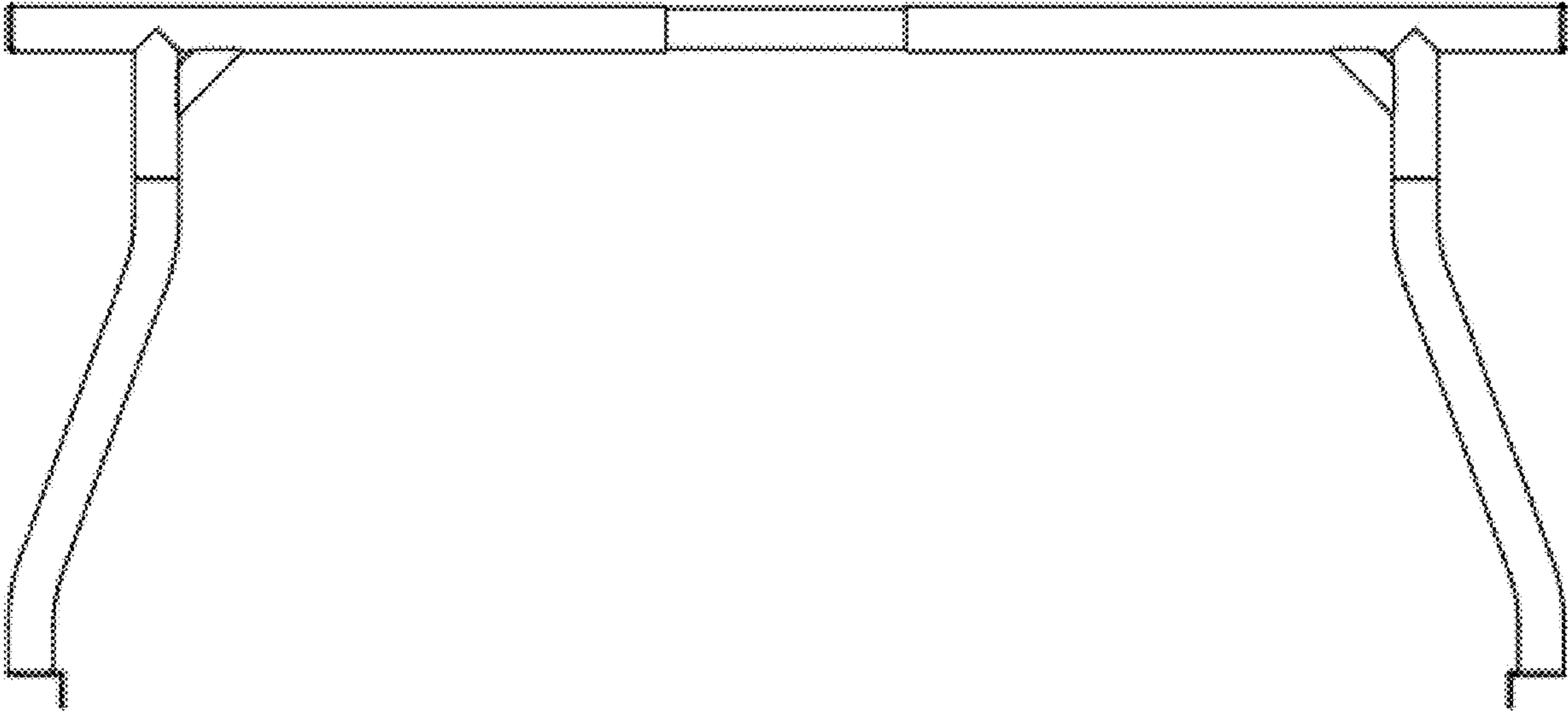


FIG. 2

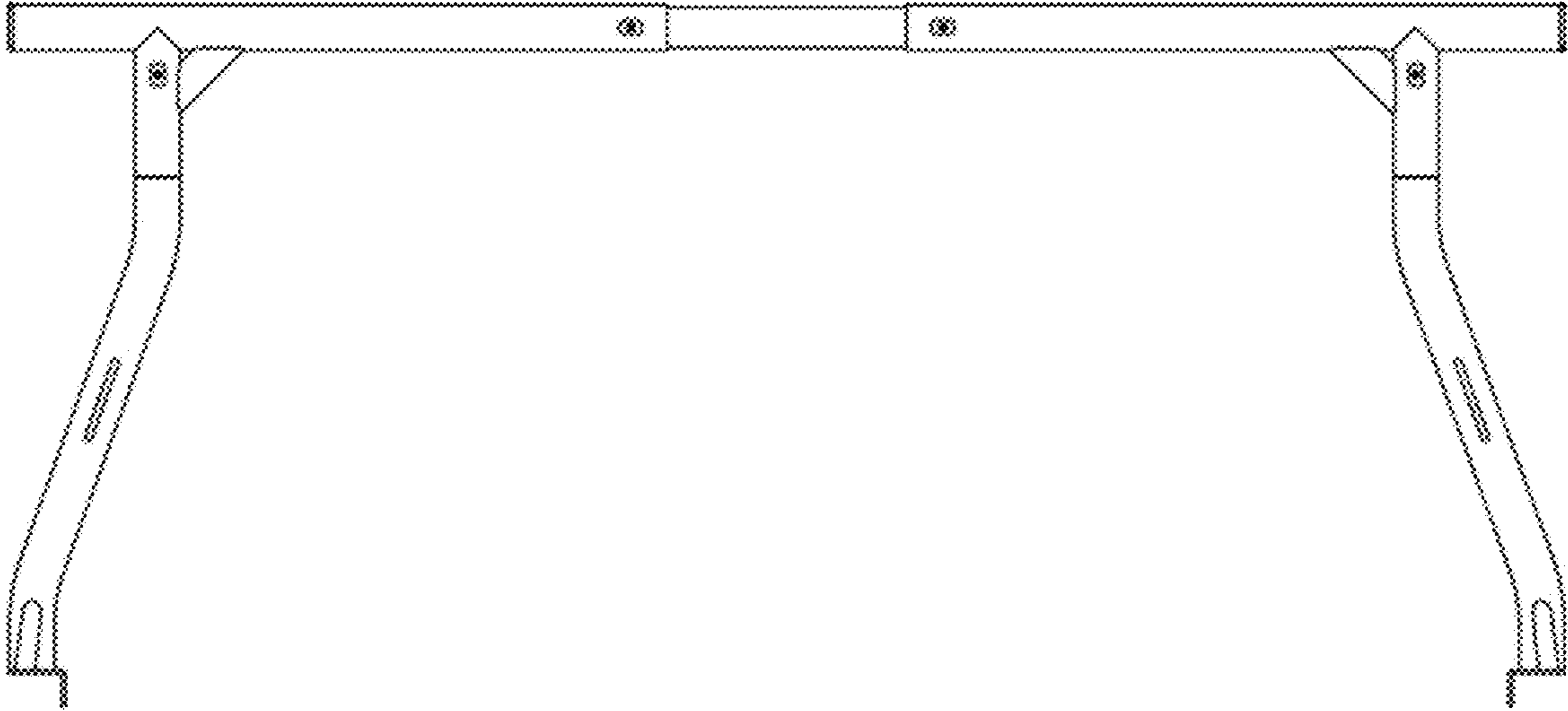


FIG. 3

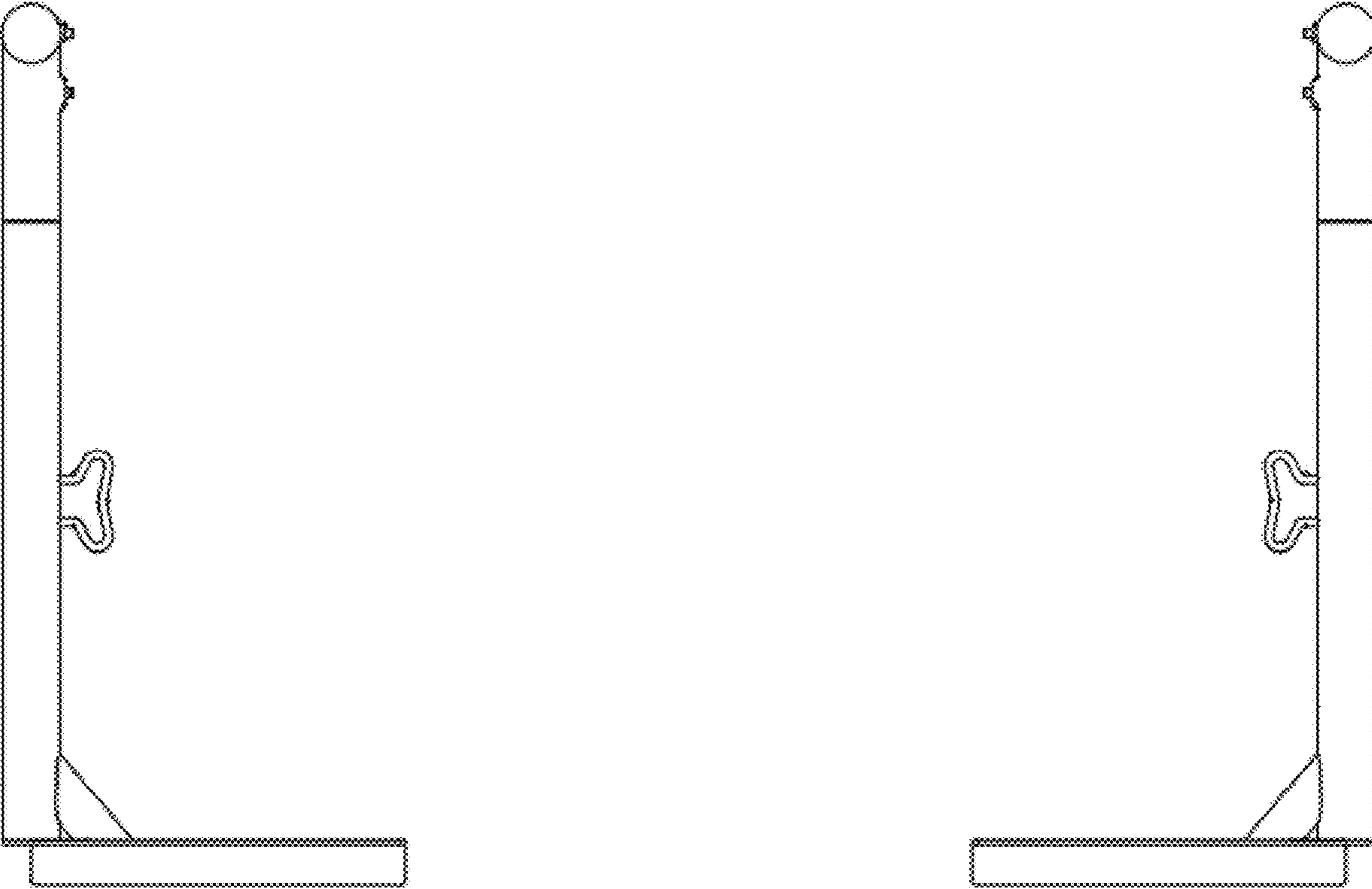


FIG. 4

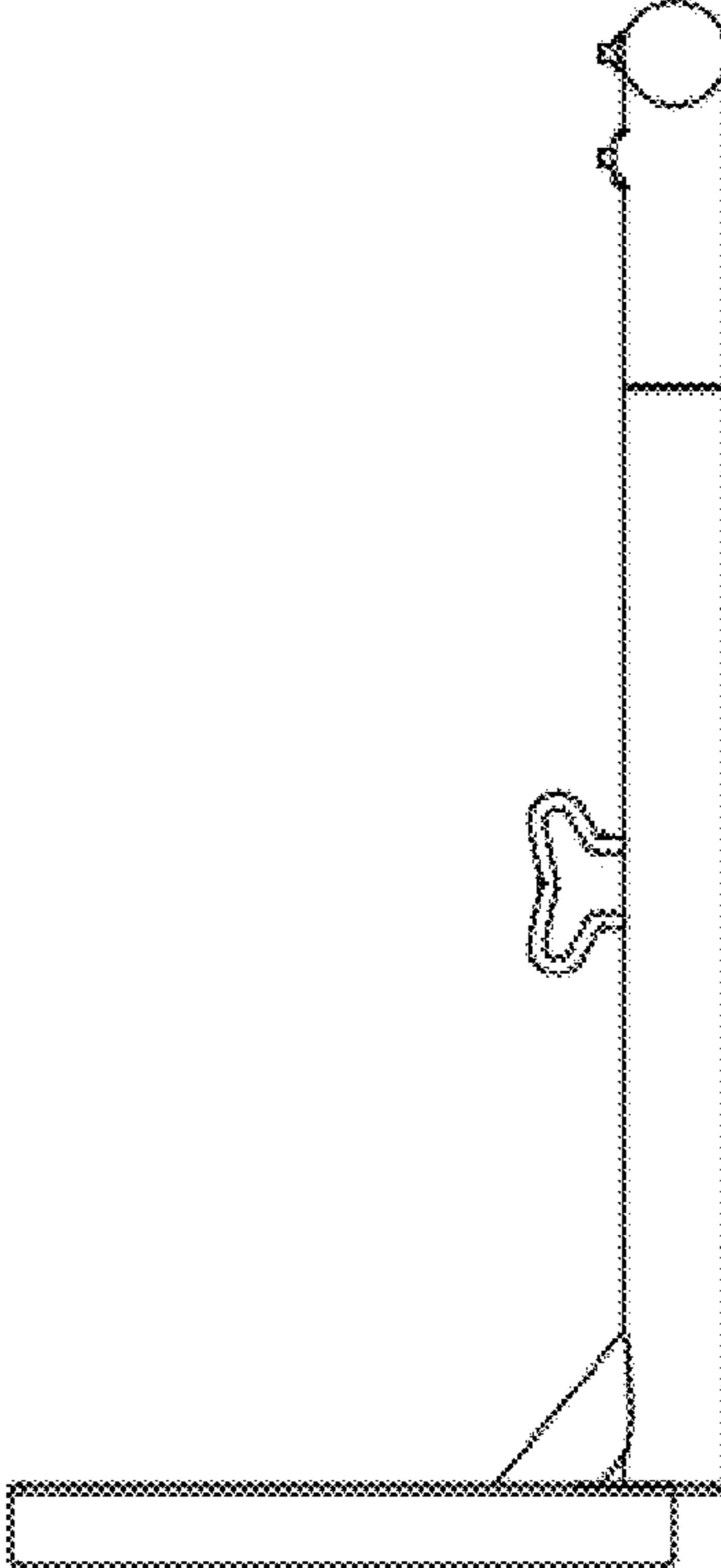
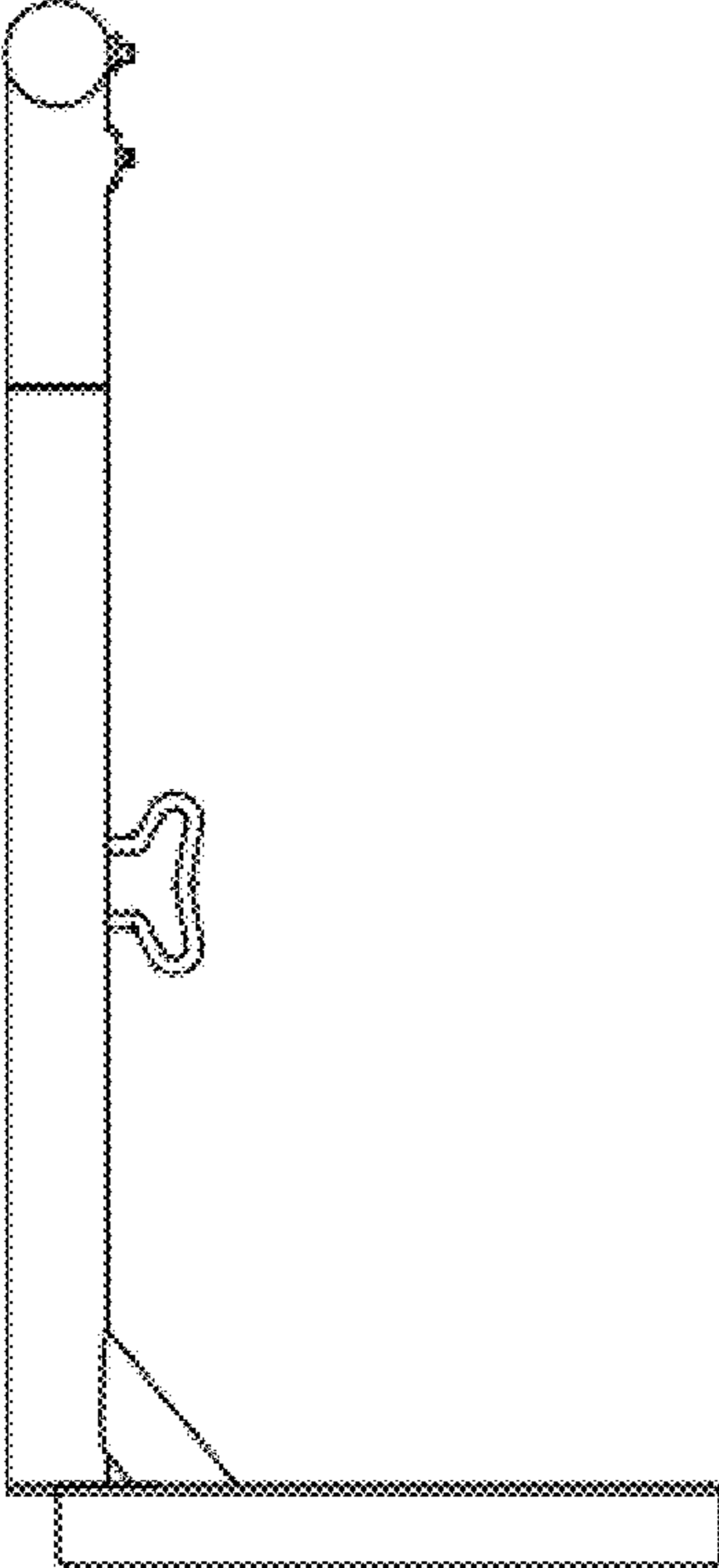


FIG. 5




FIG. 6

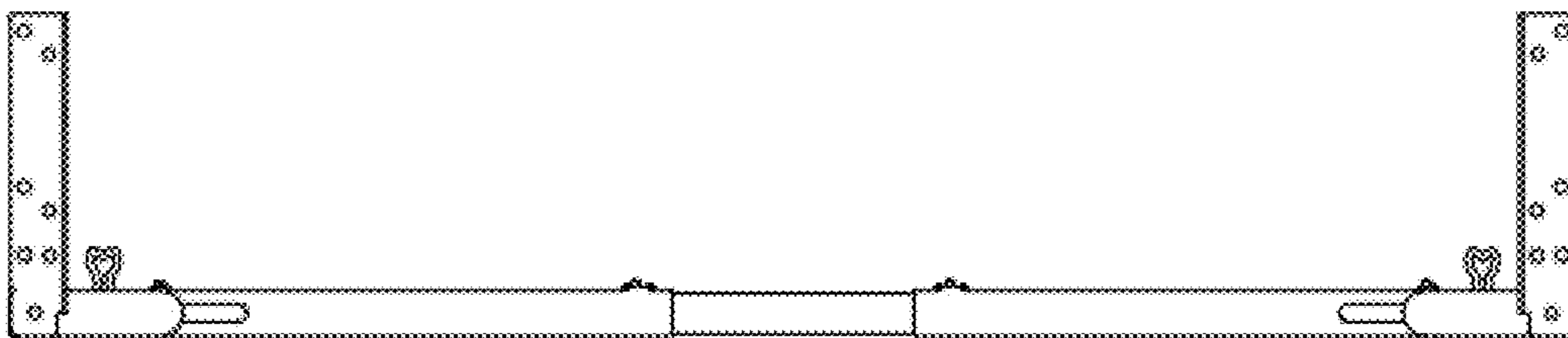
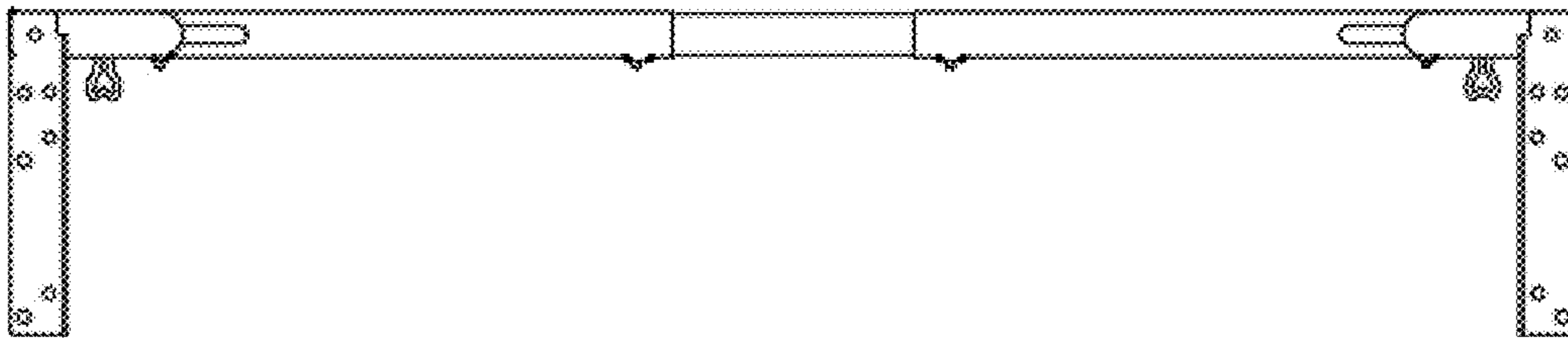


FIG. 7