



US00D931776S

(12) **United States Design Patent** (10) **Patent No.:** **US D931,776 S**  
**Yung** (45) **Date of Patent:** **\*\* Sep. 28, 2021**

(54) **VEHICULAR RUNNING BAR**

(71) Applicant: **Big Chun Yung**, Woodside, NY (US)

(72) Inventor: **Big Chun Yung**, Woodside, NY (US)

(\*\*) Term: **15 Years**

(21) Appl. No.: **29/718,225**

(22) Filed: **Dec. 21, 2019**

(51) **LOC (13) Cl.** ..... **12-16**

(52) **U.S. Cl.**  
USPC ..... **D12/203**

(58) **Field of Classification Search**  
USPC ..... D12/89, 98, 162, 190, 196, 203  
CPC .. B60R 3/002; B60R 3/02; B60R 3/00; B60R  
3/005; B60R 3/007  
See application file for complete search history.

(56) **References Cited**

**U.S. PATENT DOCUMENTS**

D632,627 S *	2/2011	Huang-Tsai	.....	D12/203
D676,368 S *	2/2013	Cover	.....	D12/203
D805,986 S *	12/2017	Chi	.....	D12/203
D807,804 S *	1/2018	Huang	.....	D12/203
D817,838 S *	5/2018	Dionisopoulos	.....	D12/203
D818,923 S *	5/2018	Baeza	.....	D12/203
D818,924 S *	5/2018	Baeza	.....	D12/203
D840,309 S *	2/2019	Huang	.....	D12/203
D864,070 S *	10/2019	Keith	.....	D12/203
D867,252 S *	11/2019	Lanini	.....	D12/203
D868,661 S *	12/2019	Li	.....	D12/203
D871,292 S *	12/2019	Tsai	.....	D12/203

**OTHER PUBLICATIONS**

“Vanguard VGSSB-2061-2271BK Black Powdercoat Optimus Side Steps” Vanguard., posted date Aug. 8, 2020 [online], [retrieved on

Jul. 27, 2021]. Retrieved from the Internet <URL:https://vanguardoffroa> (Year: 2020).\*

(Continued)

*Primary Examiner* — Darlington Ly  
*Assistant Examiner* — Nasim Abdulaziz Ali


(57) **CLAIM**

The ornamental design for a vehicular running bar, as shown and described.

**DESCRIPTION**

FIG. 1 is a top plan view of a first embodiment of the vehicular running bar embodying my new design; FIG. 2 is a top and front perspective view thereof; FIG. 3 is a top, front, and left side perspective view thereof; FIG. 4 is a top and left side perspective view thereof; FIG. 5 is a top and rear perspective view thereof; FIG. 6 is a top, rear and left side perspective view thereof; FIG. 7 is a top, front, and right side perspective view thereof; FIG. 8 is a bottom plan view thereof; FIG. 9 is a top and front perspective view of a second embodiment of the vehicular running board embodying my new design; FIG. 10 is a top and rear perspective view thereof; FIG. 11 is a bottom plan view thereof; FIG. 12 is a top and front perspective view of a third embodiment of the vehicular running board embodying my new design; FIG. 13 is a top and rear perspective view thereof; FIG. 14 is a bottom plan view thereof; and, FIG. 15 is a left side elevation view of the first, second, and third embodiments of the vehicular running board, with the right side view being a mirror image thereof. The broken lines in the drawings illustrate portions of the vehicular running bar that form no part of the claimed design.

**1 Claim, 5 Drawing Sheets**



(56)

**References Cited**

OTHER PUBLICATIONS

“Vanguard Optimus Side Steps” RunningBoard Warehouse., posted date Jul. 4, 2019 [online], [retrieved on Jul. 27, 2021]. Retrieved from the Internet <URL:<https://runningboardwarehouse.com/p/vanguard-optimus-side-steps/>> (Year: 2019).\*

“Vanguard Black Powdercoat Optimus Side Step” Vanguard., posted date Jul. 2, 2019 [online], [retrieved on Jul. 27, 2021]. Retrieved from the Internet <URL:[https://www.amazon.com/VANGUARD-VGSSB-2060-1908BK/dp/B07TTJHX98/ref=sr\\_1\\_8?dchild=1&keywords=vanguard+side+steps&qid=1627402832&sr=8-8](https://www.amazon.com/VANGUARD-VGSSB-2060-1908BK/dp/B07TTJHX98/ref=sr_1_8?dchild=1&keywords=vanguard+side+steps&qid=1627402832&sr=8-8)> (Year: 2019).\*

\* cited by examiner




FIG. 1




FIG. 2

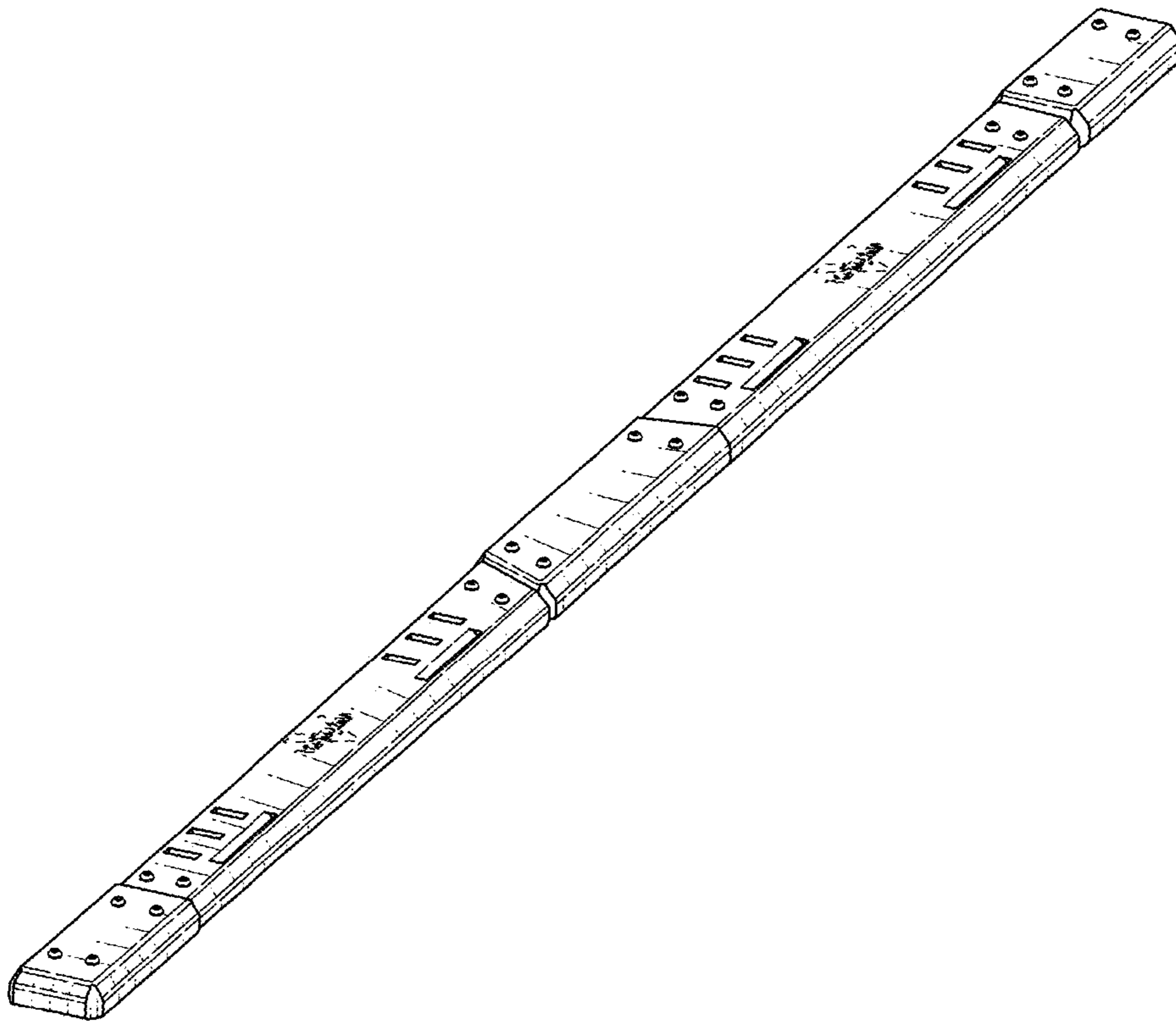


FIG. 3

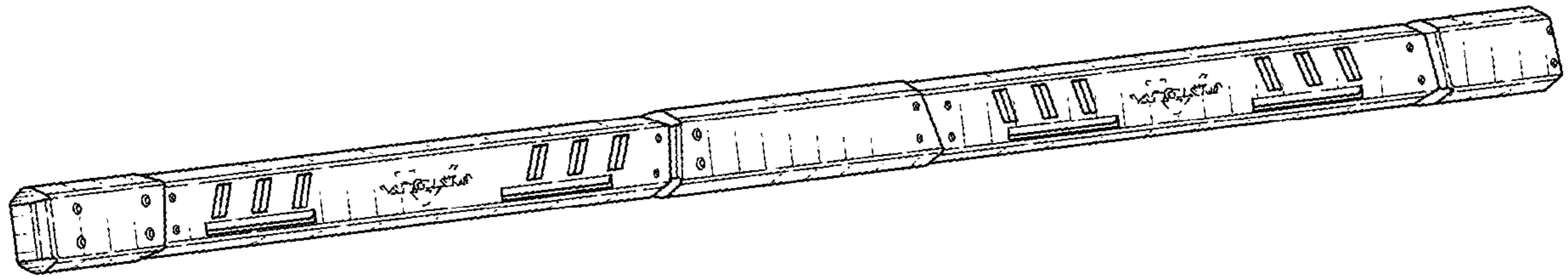


FIG. 4

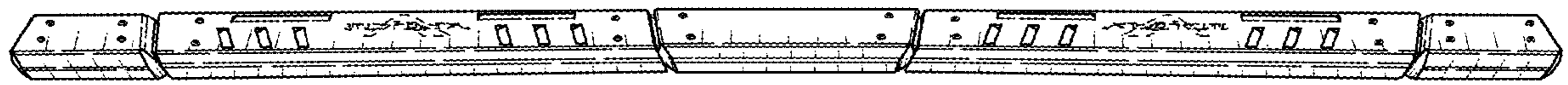


FIG. 5

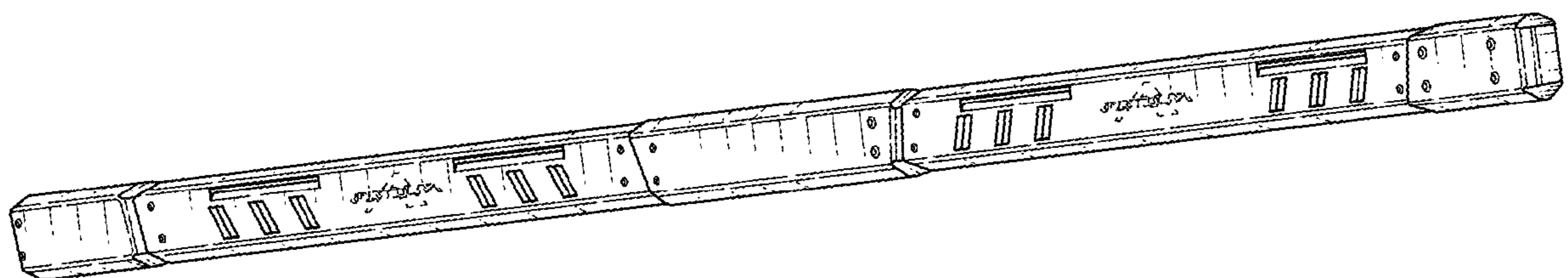


FIG. 6

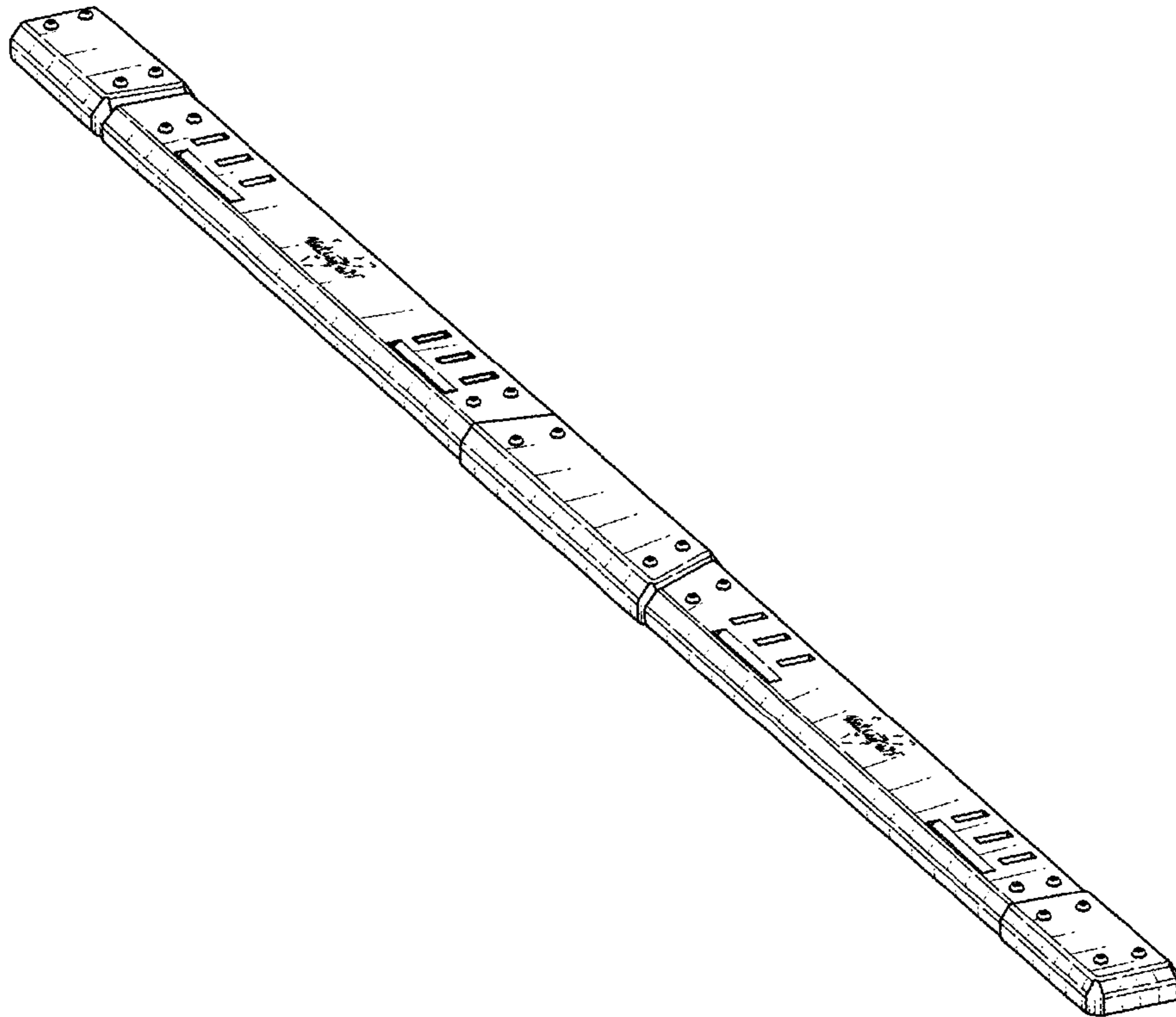


FIG. 7



FIG. 8




FIG. 9




FIG. 10



FIG. 11




FIG. 12




FIG. 13




FIG. 14

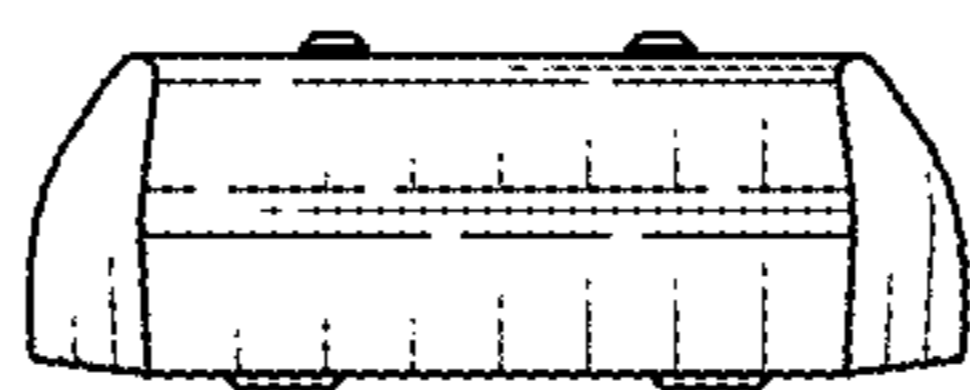


FIG. 15