



US00D931732S

(12) **United States Design Patent**
Gerhards et al.

(10) **Patent No.:** **US D931,732 S**

(45) **Date of Patent:** **** Sep. 28, 2021**

(54) **CONTAINER**

(71) Applicant: **Henkel IP & Holding GmbH**,
Duesseldorf (DE)

(72) Inventors: **Katja Gerhards**, Duesseldorf (DE);
Daniel Peter Sterling, Fairfield, CT
(US)

(73) Assignees: **Henkel IP & Holding GmbH**,
Duesseldorf (DE); **Henkel AG & Co.**
KGaA, Duesseldorf (DE)

(**) Term: **15 Years**

(21) Appl. No.: **29/652,238**

(22) Filed: **Jun. 23, 2020**

D358,333 S *	5/1995	Stockwell	D9/528
D368,660 S *	4/1996	Terwilleger	D9/522
D426,468 S *	6/2000	Harrity	D9/520
D454,072 S *	3/2002	Harrity	D9/520
D461,717 S *	8/2002	Crawford	D9/528
D545,202 S *	6/2007	Bates	D9/528
D547,192 S *	7/2007	Meeker	D9/528
D548,096 S *	8/2007	Harper	D9/531
D550,559 S *	9/2007	Meeker	D9/528
D555,485 S *	11/2007	Bates	D9/531
D562,141 S *	2/2008	Bates	D9/528
D595,137 S *	6/2009	Bates	D9/531
D611,826 S *	3/2010	Kuroki	D9/531
D658,499 S *	5/2012	Wycoff	D9/528
D732,966 S *	6/2015	Davis	D9/531
D762,486 S *	8/2016	Meier	D9/719
D784,819 S *	4/2017	Meier	D9/528
D794,462 S *	8/2017	Gerhards	D9/528
D799,324 S *	10/2017	Meier	D9/523
D799,326 S *	10/2017	Meier	D9/528
D799,327 S *	10/2017	Meier	D9/528
D818,366 S *	5/2018	Gerhards	D9/528

(Continued)

Related U.S. Application Data

(62) Division of application No. 29/653,027, filed on Jun. 12, 2018, now Pat. No. Des. 891,256.

(51) **LOC (13) Cl.** **09-01**

(52) **U.S. Cl.**
USPC **D9/531**; D9/563

(58) **Field of Classification Search**
USPC D9/434, 516, 523, 528, 530–531,
D9/542–543, 563, 565, 571, 575, 715,
D9/719

CPC B65D 1/00; B65D 1/02; B65D 1/0223;
B65D 23/102; B65D 2501/00; B65D
2501/0009; B65D 2501/0081

See application file for complete search history.

(56) **References Cited**

U.S. PATENT DOCUMENTS

D224,733 S *	9/1972	Vanderhyde	D9/531
D246,632 S *	12/1977	Gulley	D9/531
D323,456 S *	1/1992	Gonda	D9/528

Primary Examiner — Dana Meyrow

(74) *Attorney, Agent, or Firm* — Bojuan Deng

(57) **CLAIM**

The ornamental design for container, as shown and described.

DESCRIPTION

FIG. 1 is a perspective view of a container embodying the new design;

FIG. 2 is a front side elevation view thereof;

FIG. 3 is a rear side elevation view thereof;

FIG. 4 is a right side elevation view thereof;

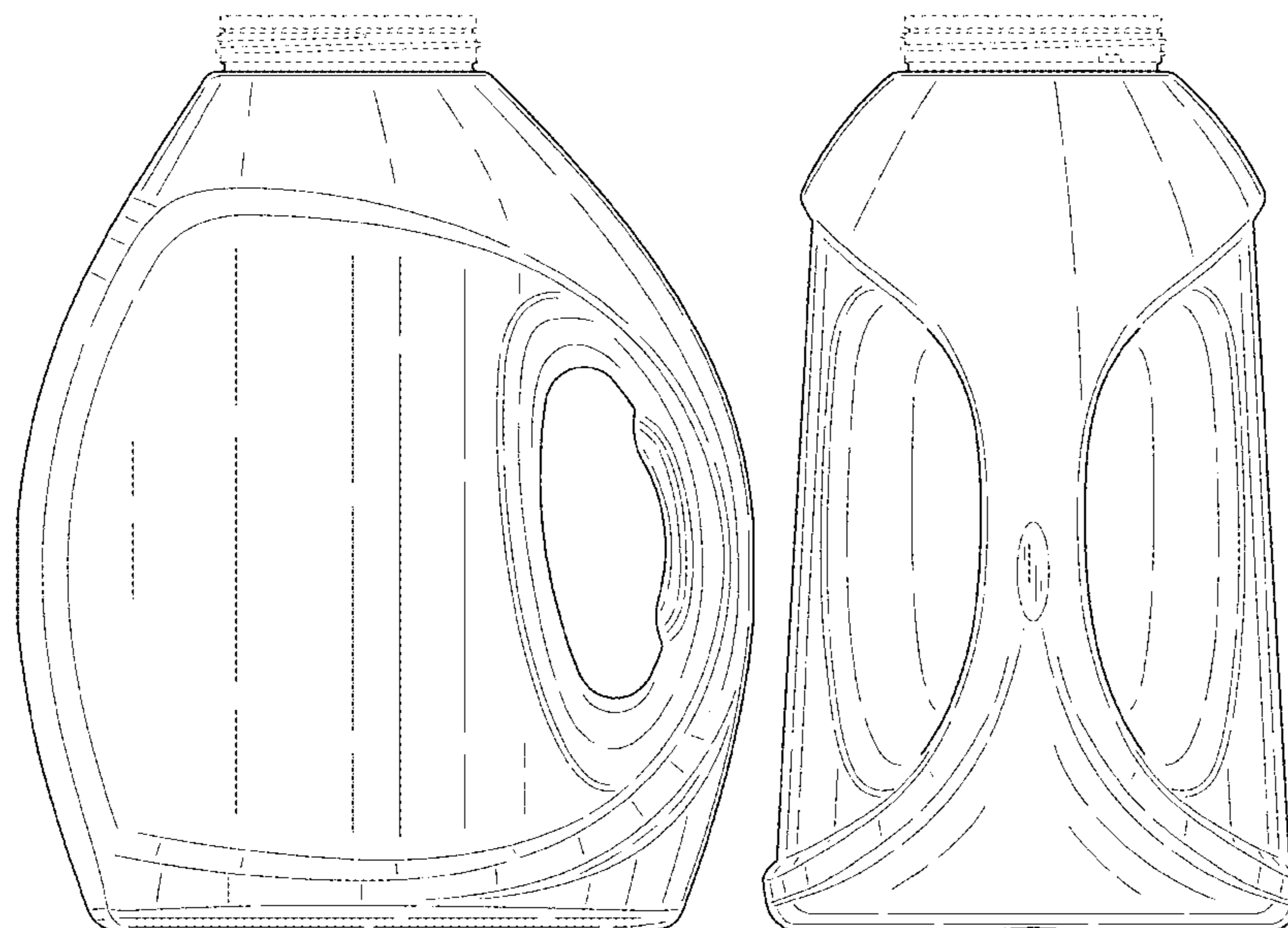
FIG. 5 is a left side elevation view thereof;

FIG. 6 is a top plan view thereof; and,

FIG. 7 is a bottom plan view thereof.

The broken lines in the drawings illustrate the portions of the container that form no part of the claimed design.

1 Claim, 7 Drawing Sheets



(56)

References Cited

U.S. PATENT DOCUMENTS

D867,146 S * 11/2019 Gerhards D9/528
D891,256 S * 7/2020 Gerhards D9/528
D908,009 S * 1/2021 Sanchez D9/531

* cited by examiner

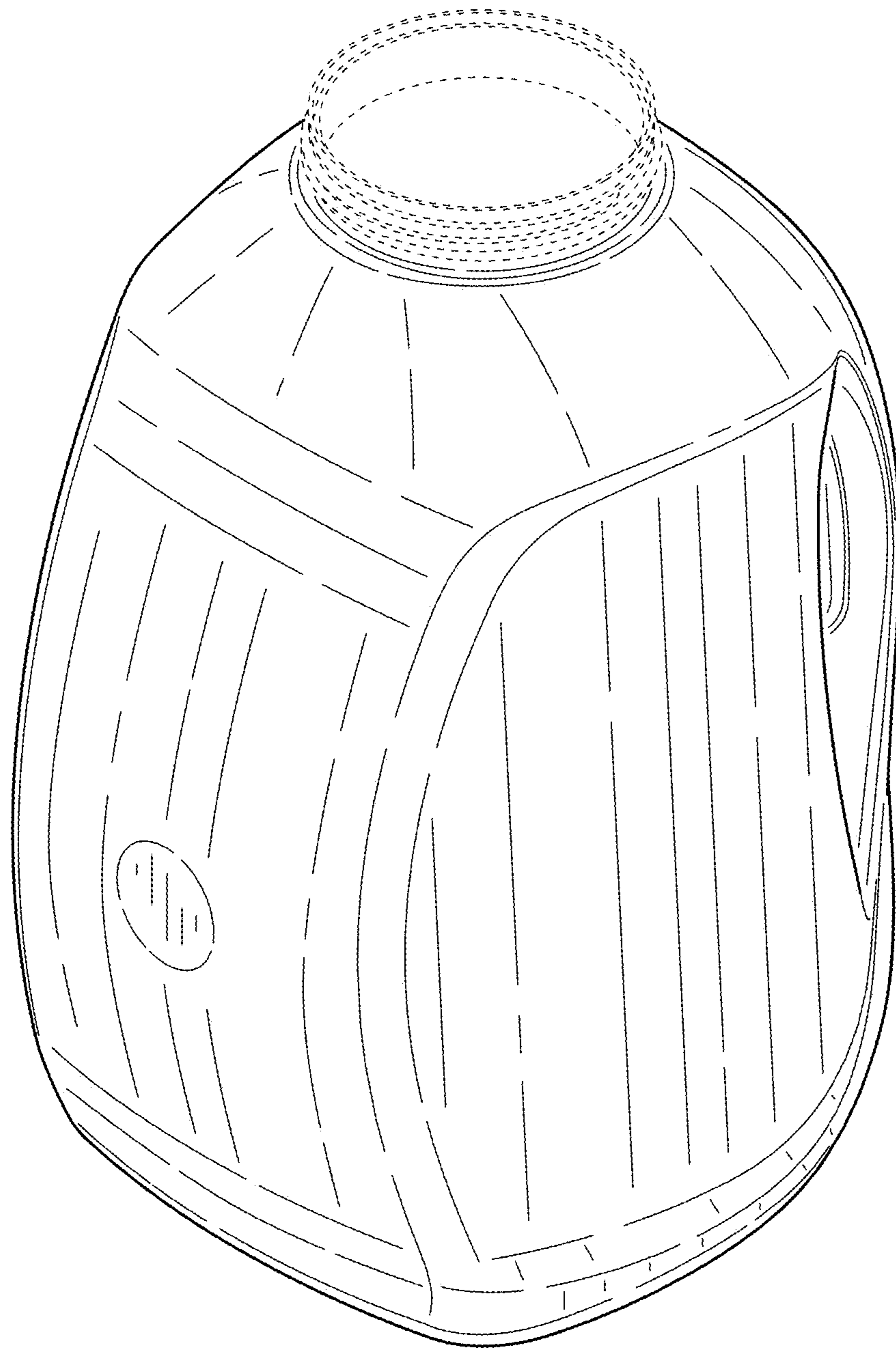


FIG.1

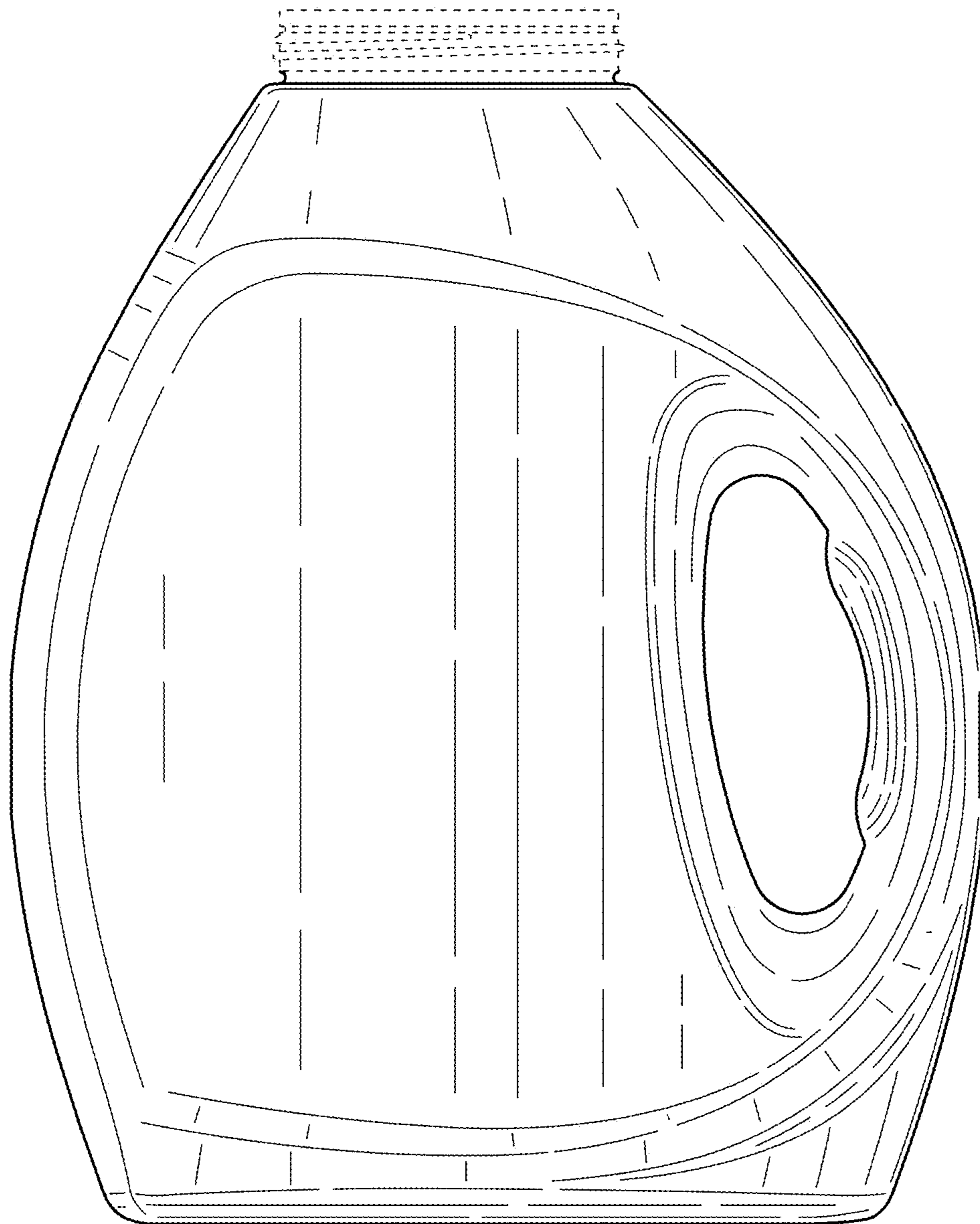


FIG.2

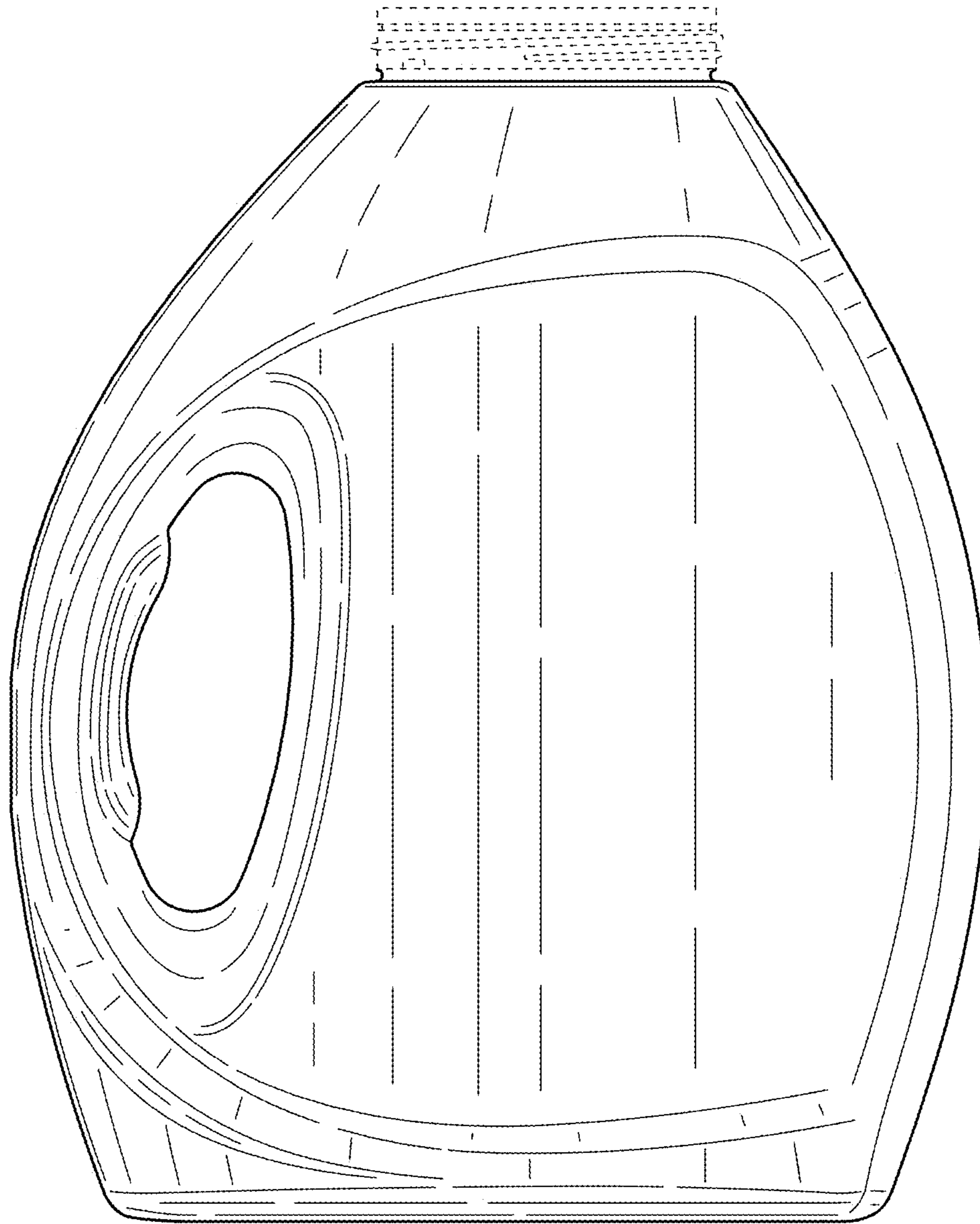


FIG.3

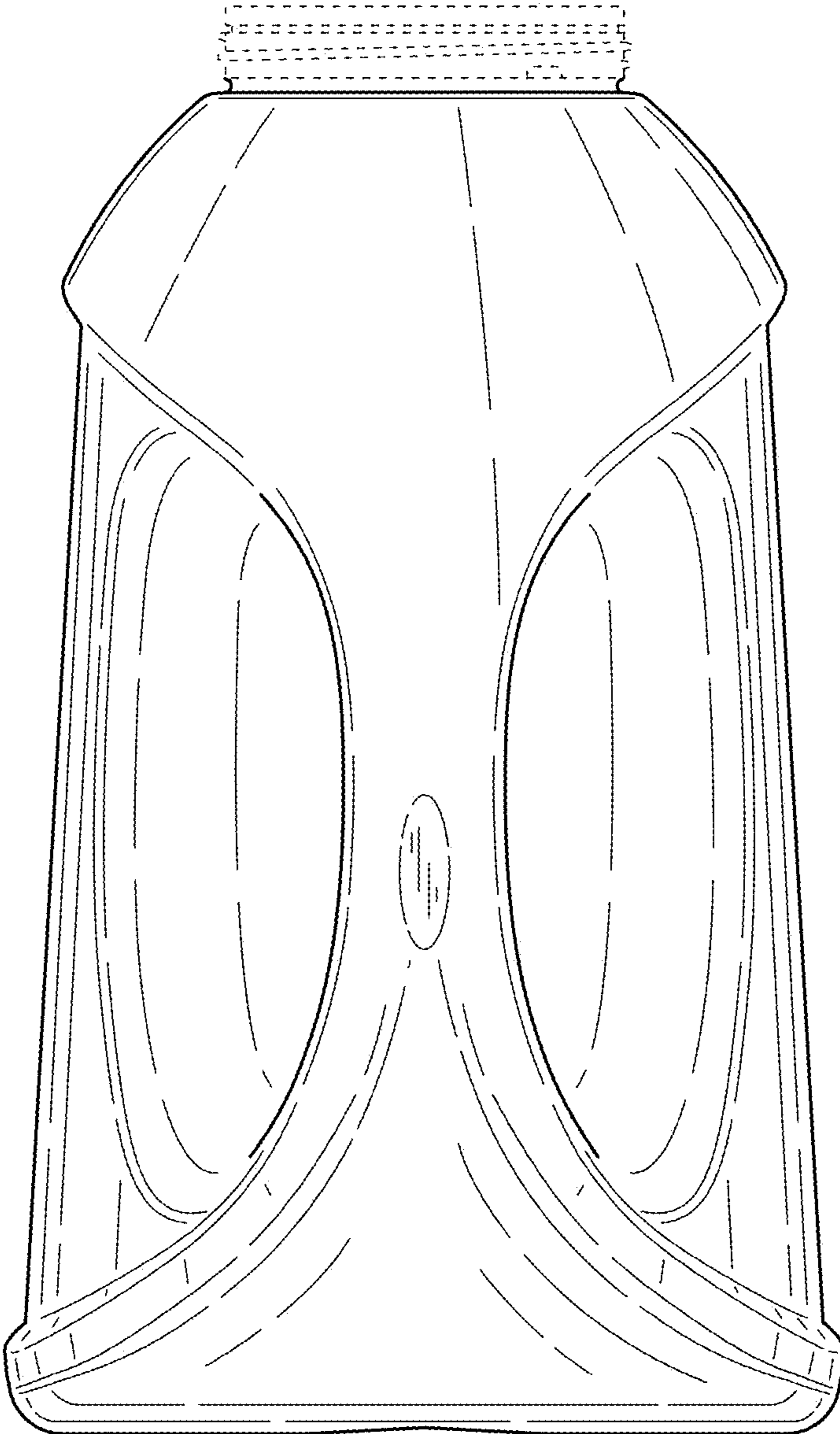


FIG.4




FIG.5

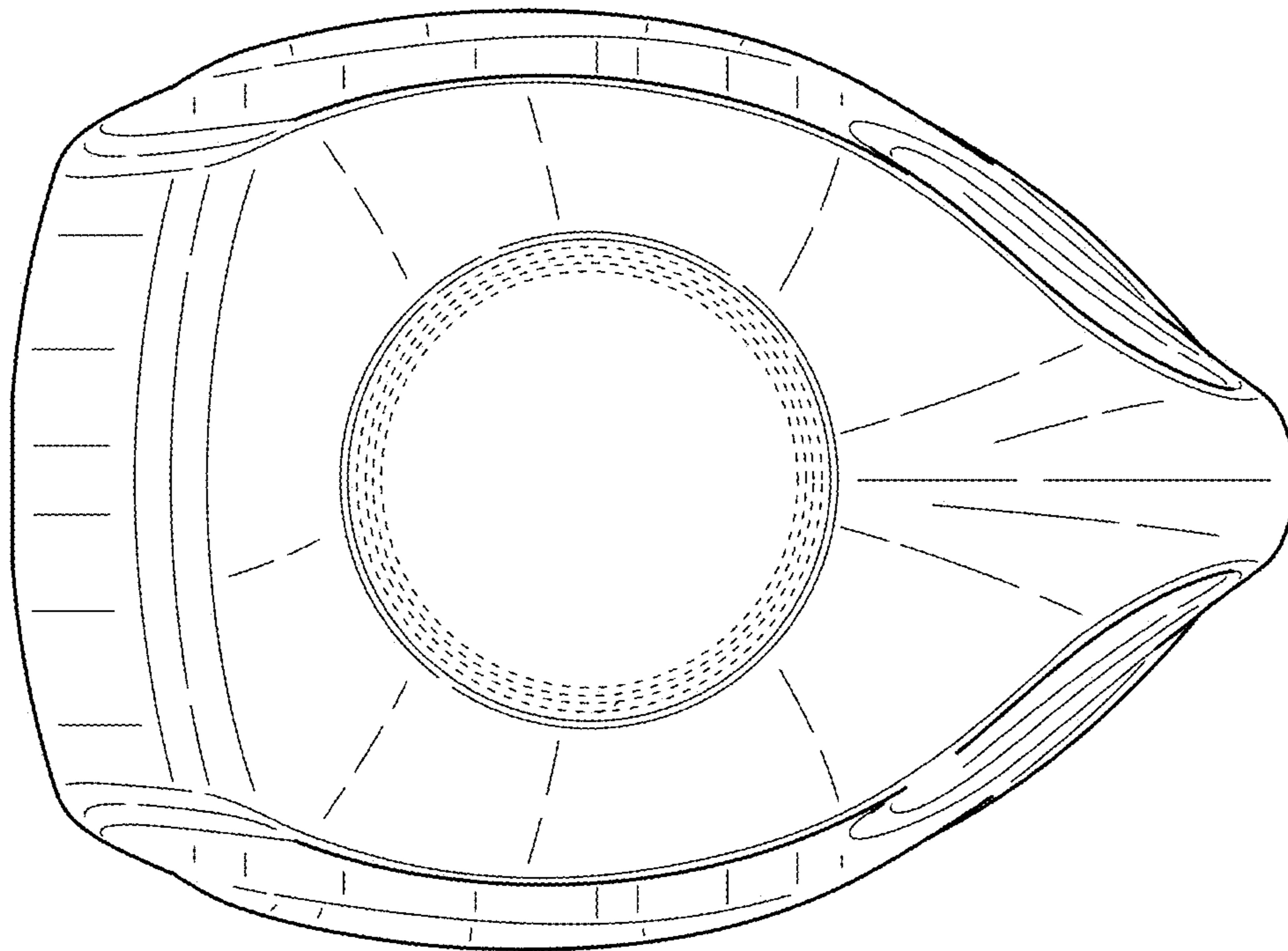


FIG.6

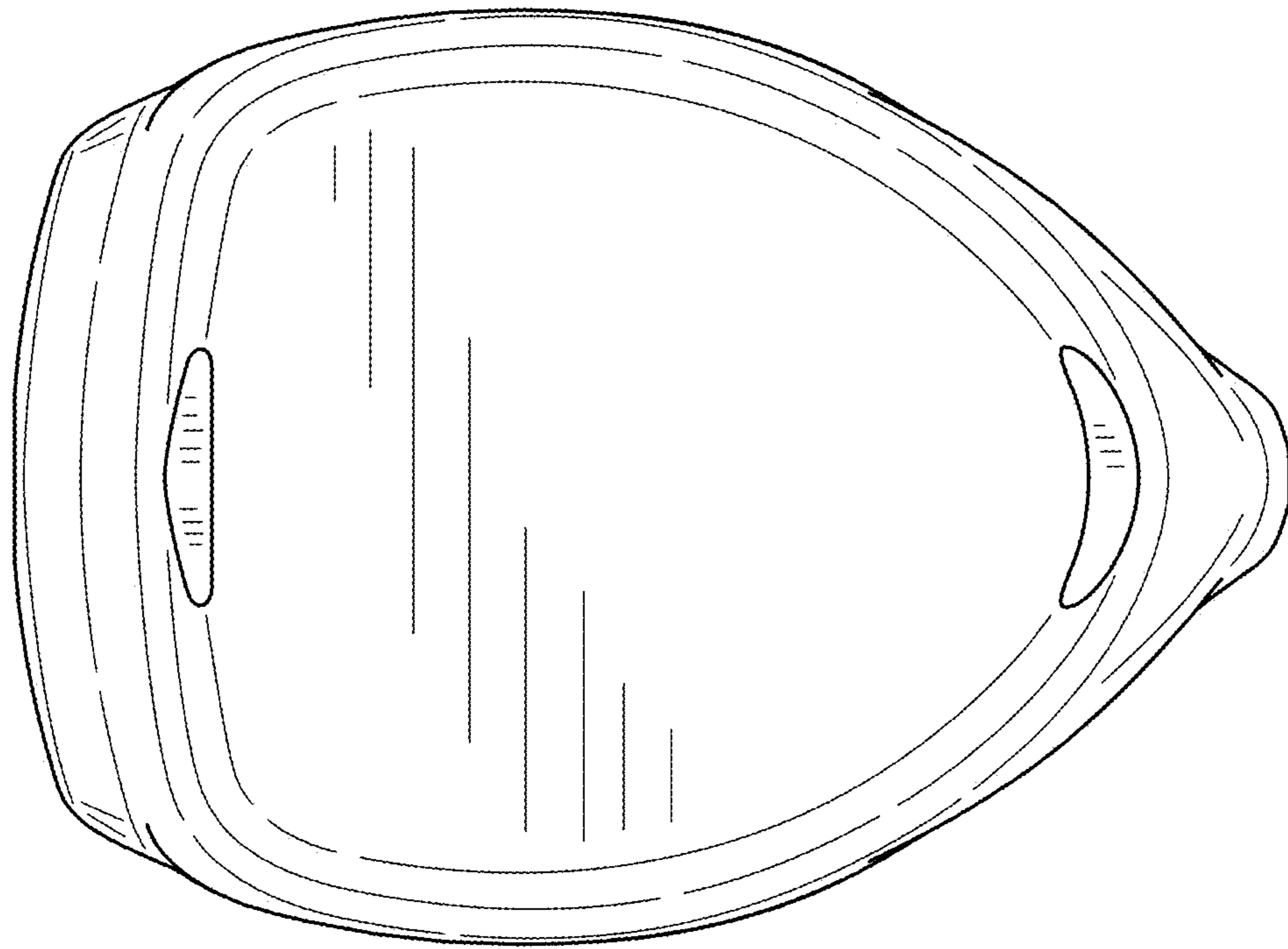


FIG.7