



US00D931728S

(12) **United States Design Patent**
Laib et al.

(10) **Patent No.:** **US D931,728 S**

(45) **Date of Patent:** **** Sep. 28, 2021**

(54) **CONTAINER**

(71) Applicant: **Owens-Brockway Glass Container Inc.**, Perrysburg, OH (US)

(72) Inventors: **Douglas Laib**, Perrysburg, OH (US);
Michaela Dial, Cincinnati, OH (US);
Nils Tiemann, Essen (DE)

(73) Assignee: **Owens-Brockway Glass Container Inc.**, Perrysburg, OH (US)

(**) Term: **15 Years**

(21) Appl. No.: **29/727,128**

(22) Filed: **Mar. 9, 2020**

(51) **LOC (13) Cl.** **09-01**

(52) **U.S. Cl.**
USPC **D9/500**

(58) **Field of Classification Search**
USPC D9/500–505, 519, 521, 529, 537,
D9/544–546, 549, 550, 556, 573–575,
D9/682, 688, 690, 767, 772, 777, 783,
D9/516; D28/7, 85; D7/509–511, 523
CPC B21D 51/26; B21D 51/2615; B21D 22/28;
B65D 1/0246; B65D 41/04; F25D 3/08
See application file for complete search history.

(56) **References Cited**

U.S. PATENT DOCUMENTS

D18,942 S *	2/1889	Leggett	D9/545
D78,628 S *	5/1929	Kart	D9/500
D197,919 S	4/1964	Runyon		
D217,847 S	6/1970	Jenkins		
3,643,829 A *	2/1972	Lachner	B65D 1/0223 215/373
D223,143 S *	3/1972	Obernkirechen	D9/500
3,811,588 A *	5/1974	Vermeerbergen	B65D 1/0223 215/373
3,967,995 A *	7/1976	Fabianic	B65D 23/0878 156/86
D243,584 S *	3/1977	Reynolds	D9/500
D268,736 S *	4/1983	Kleckauskas	D9/500

D272,989 S *	3/1984	Moretti	D9/500
D282,629 S *	2/1986	Stafford	D9/500
D289,012 S *	3/1987	Strand	D9/500
D329,803 S *	9/1992	Otsuka	D9/503

(Continued)

FOREIGN PATENT DOCUMENTS

CN	304109793	*	4/2017
EM	001750373-0001	*	9/2010

(Continued)

OTHER PUBLICATIONS

SodaStream USA, Sep. 3, 2018, SodaStream Facebook page post,
URL: <https://www.facebook.com/SodaStream/photos/a.160266961308/10155843662476309/?type=3&theater> (Year: 2018).*

Primary Examiner — Brett Miller

Assistant Examiner — Rani J Abdallah

(57) **CLAIM**

We claim an ornamental design for a container, as shown and described.

DESCRIPTION

FIG. 1 is an upper perspective view of a container in accordance with our new claimed design.

FIG. 2 is a front view of the container in FIG. 1, the rear and side views being identical to the front view.

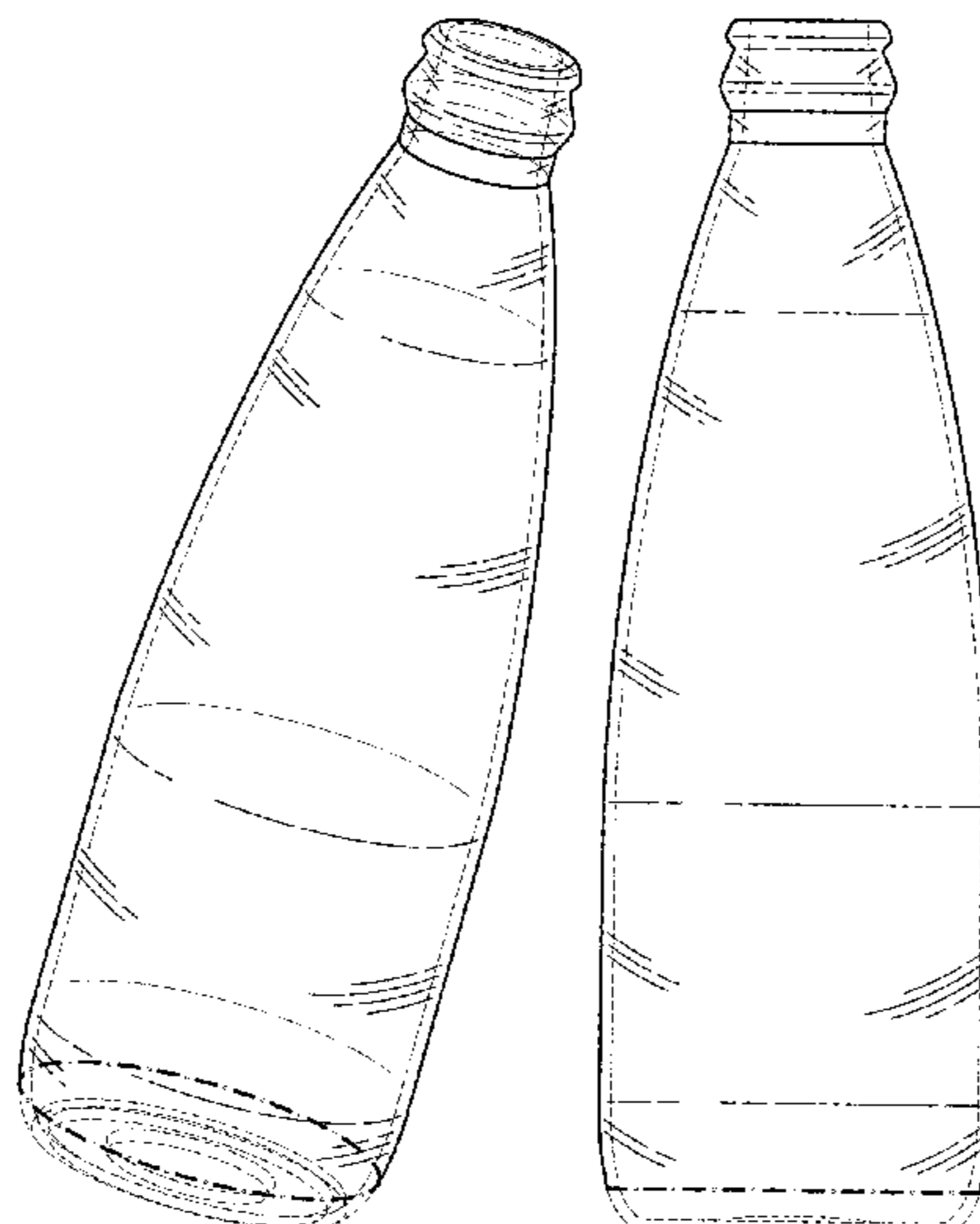
FIG. 3 is a top view of the container in FIG. 1; and,

FIG. 4 is a bottom view of the container in FIG. 1.

Dash-dash broken lines shown in the drawings illustrate portions of the container that form no part of the claimed design.

Dash-dot broken lines shown in the drawings represent boundaries of the claimed design and form no part of the claimed design.

1 Claim, 1 Drawing Sheet



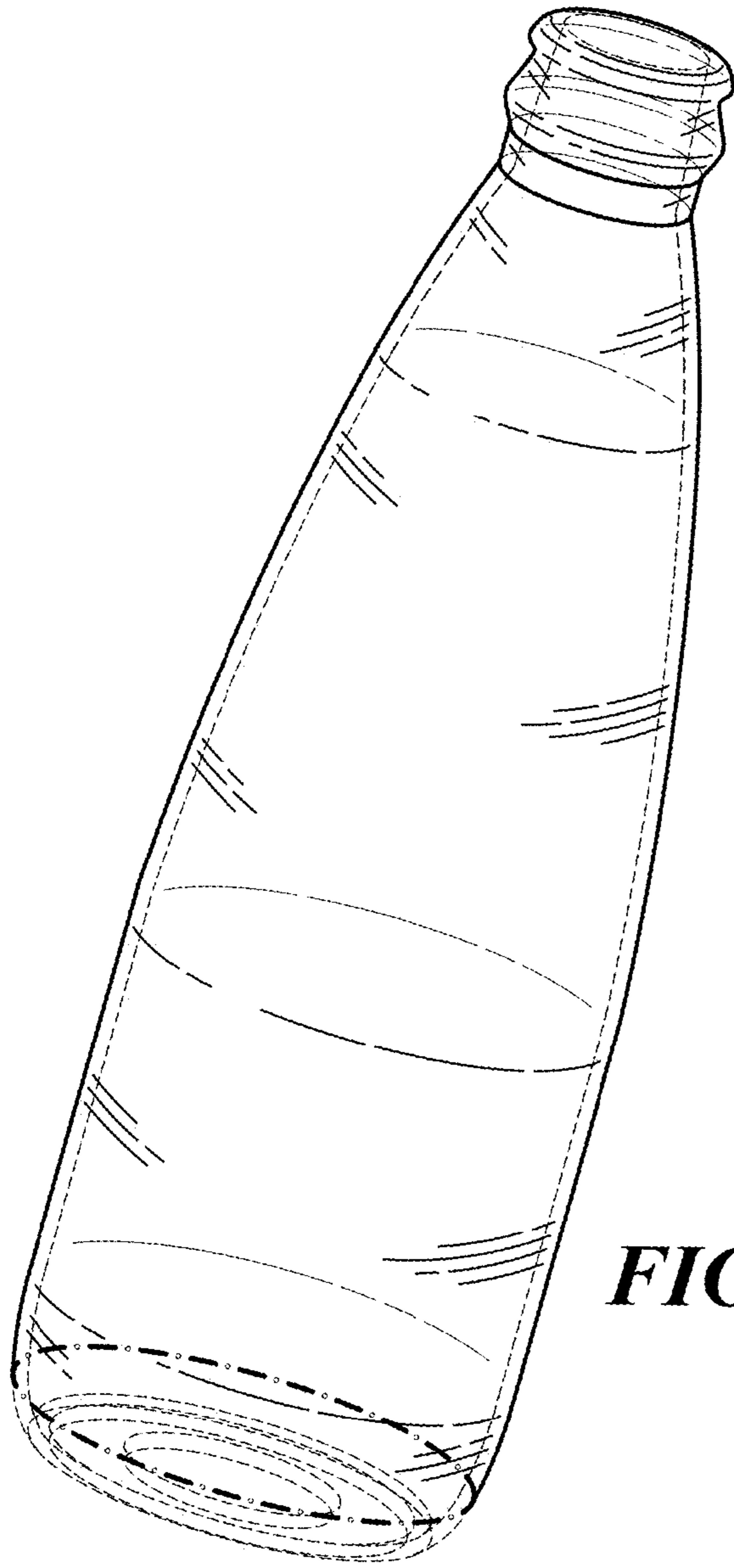


FIG. 1

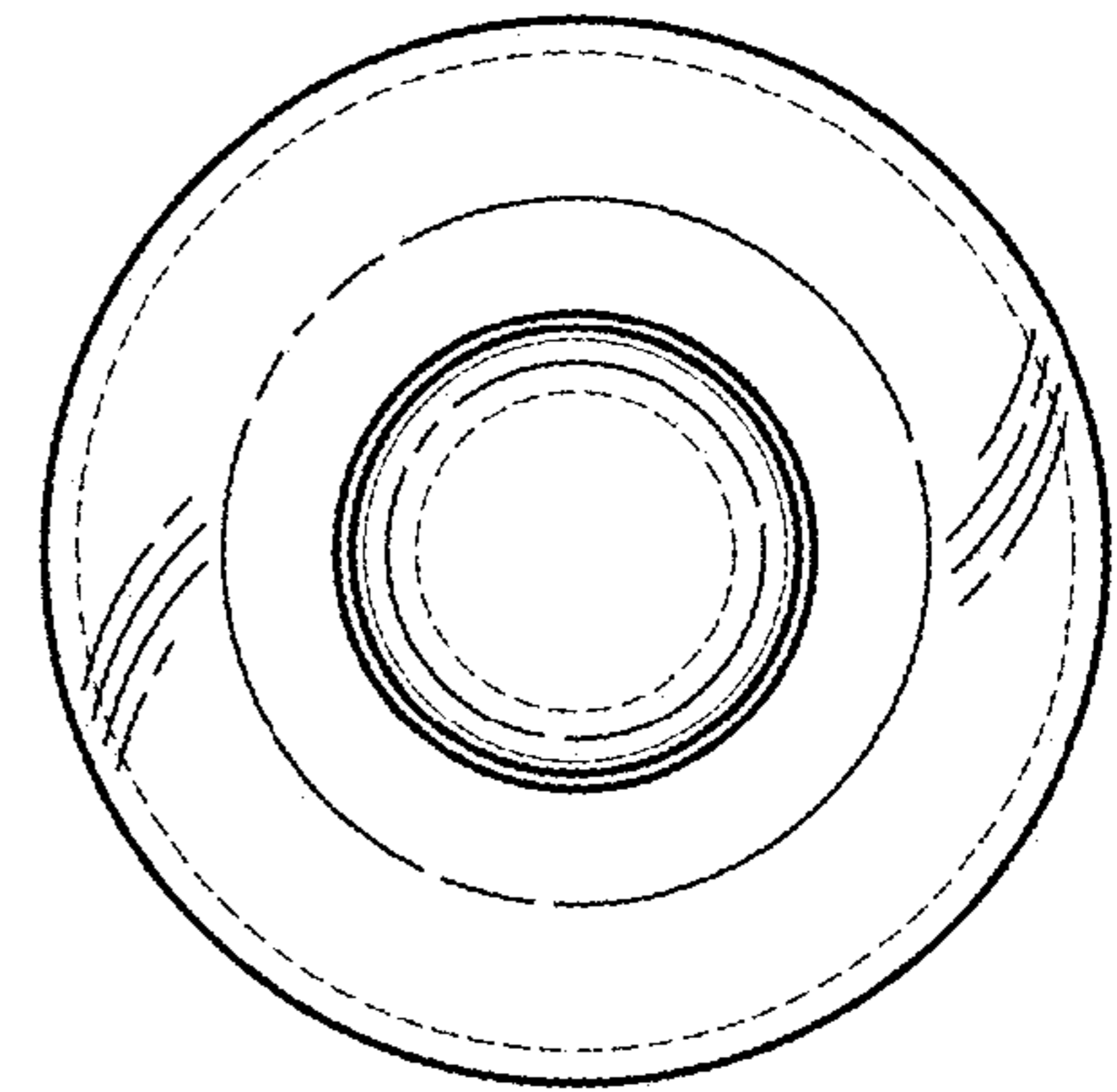


FIG. 3

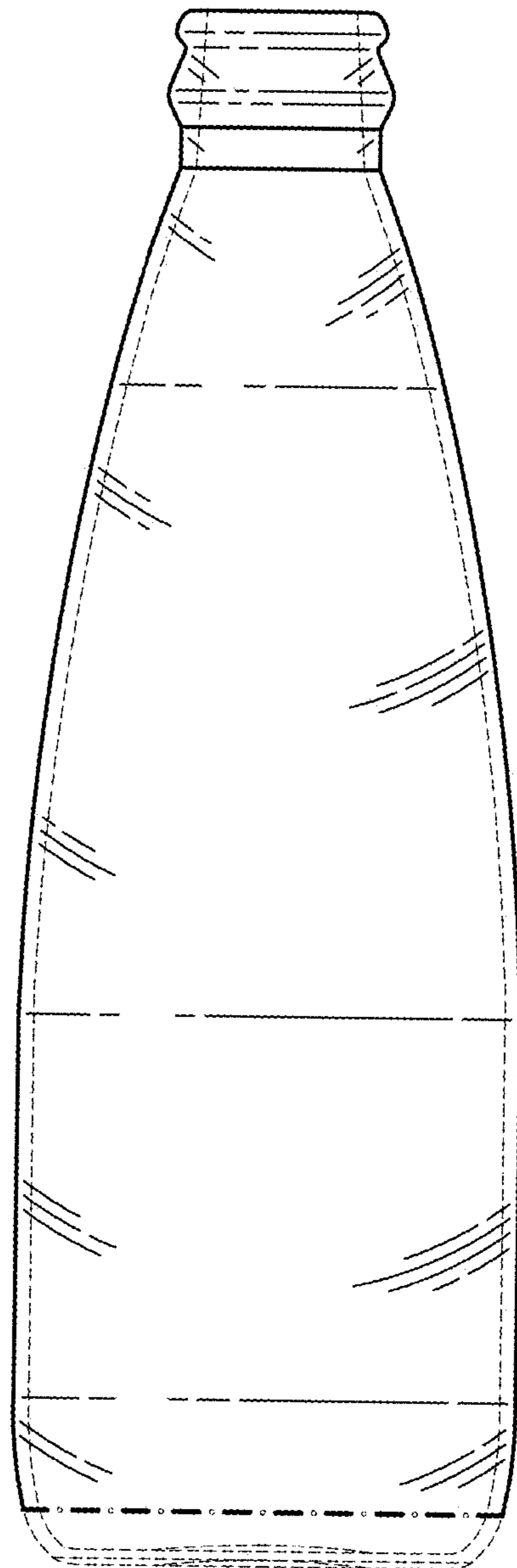


FIG. 2

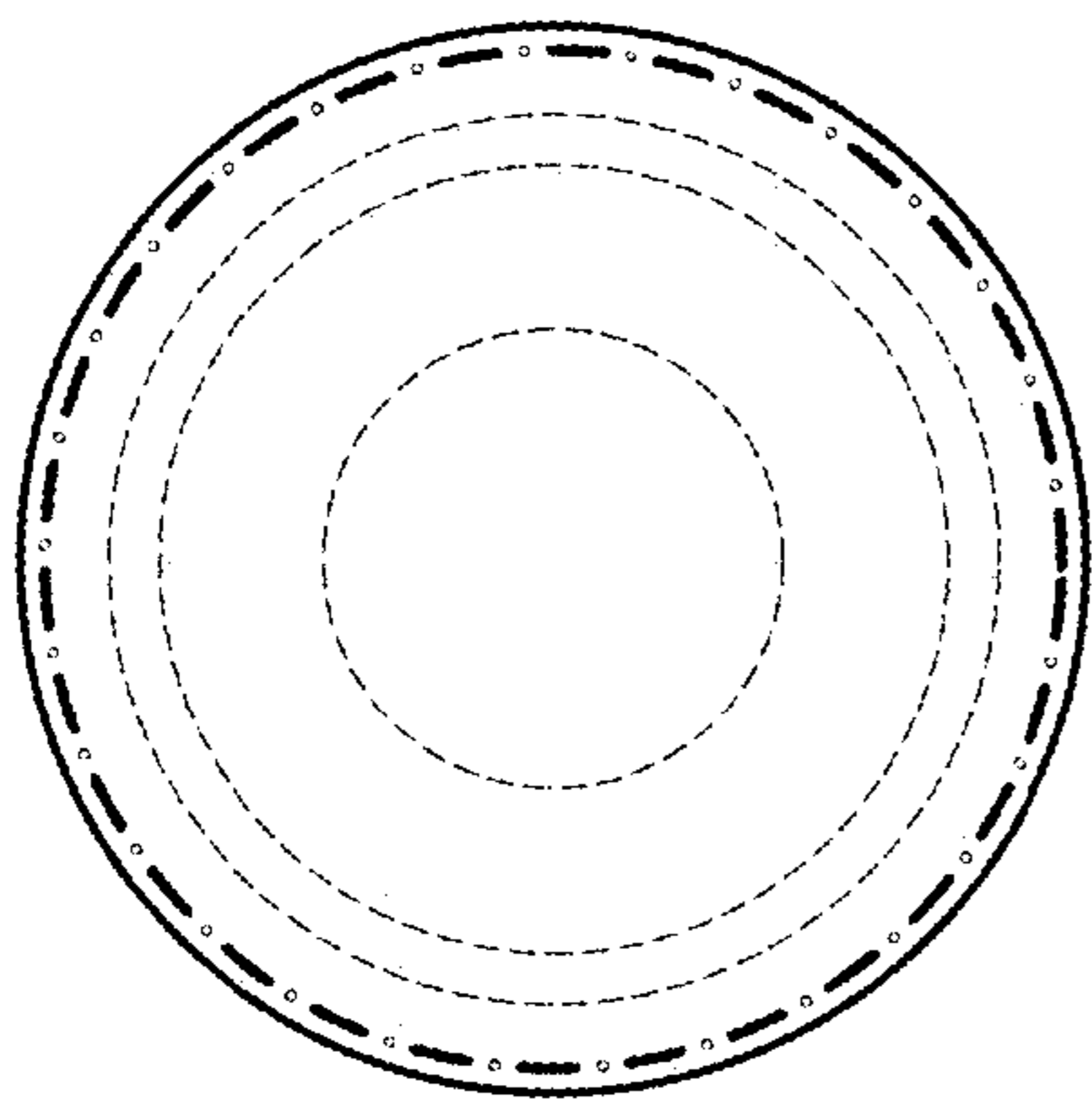


FIG. 4