



US00D931725S

(12) **United States Design Patent** (10) **Patent No.:** **US D931,725 S**
Rana (45) **Date of Patent:** **** Sep. 28, 2021**

- (54) **FOOD PRODUCT PACKAGING** 1,892,756 A * 1/1933 Horne B65D 5/603
206/515
- (71) Applicant: **PASTIFICIO RANA S.p.A.**, Verona D108,605 S * 2/1938 Nagle D9/433
(IT) 3,276,660 A 10/1966 Vesak
- (72) Inventor: **Giovanni Rana**, Verona (IT) 3,366,306 A 1/1968 Kotowick
- (73) Assignee: **PASTIFICIO RANA S.P.A.**, Verona 3,447,672 A * 6/1969 Bailey B65D 5/28
(IT) 229/104
- (**) Term: **15 Years** 3,489,331 A 1/1970 Andersson
- (21) Appl. No.: **29/640,185** 3,516,594 A 6/1970 Stenzel et al.
- (22) Filed: **Mar. 12, 2018** 4,081,125 A 3/1978 Meyers
- (30) **Foreign Application Priority Data** 4,089,458 A 5/1978 Meyers et al.
- Jul. 13, 2017 (EM) 004101806 4,126,261 A 11/1978 Cook
- (51) **LOC (13) Cl.** **09-03** 5,326,021 A 7/1994 Farrell et al.
- (52) **U.S. Cl.** 5,645,300 A 7/1997 Hill
- USPC **D9/433**; D9/430; D9/707 6,588,652 B2 7/2003 Cai
- (58) **Field of Classification Search** 6,612,482 B2 * 9/2003 Ross B65D 75/06
USPC D9/430, 433, 702, 707, 709, 710, 711, 206/784
D9/715, 720, 721, 722, 761; D7/554, D7/584
- CPC B65D 75/26; B65D 85/76; B65D 75/5855; D599,656 S * 9/2009 Bierschenk D9/432
B65D 75/30; B65D 65/40; B65D 31/02; D639,186 S 6/2011 Shapiro et al.
- B65D 75/20; B65D 2575/586; B65D 75/12; B65D 2439/70 D640,566 S * 6/2011 Norlin D9/707
- See application file for complete search history.

- (56) **References Cited**
- U.S. PATENT DOCUMENTS
- 205,531 A * 7/1878 Donahue B65D 5/0005
229/101
- 622,921 A 4/1899 Fuller
- 661,071 A 11/1900 O'Meara
- 1,702,945 A * 2/1929 Meisner B65D 5/00
229/104

Primary Examiner — Lauren R Calve
(74) *Attorney, Agent, or Firm* — Arent Fox LLP

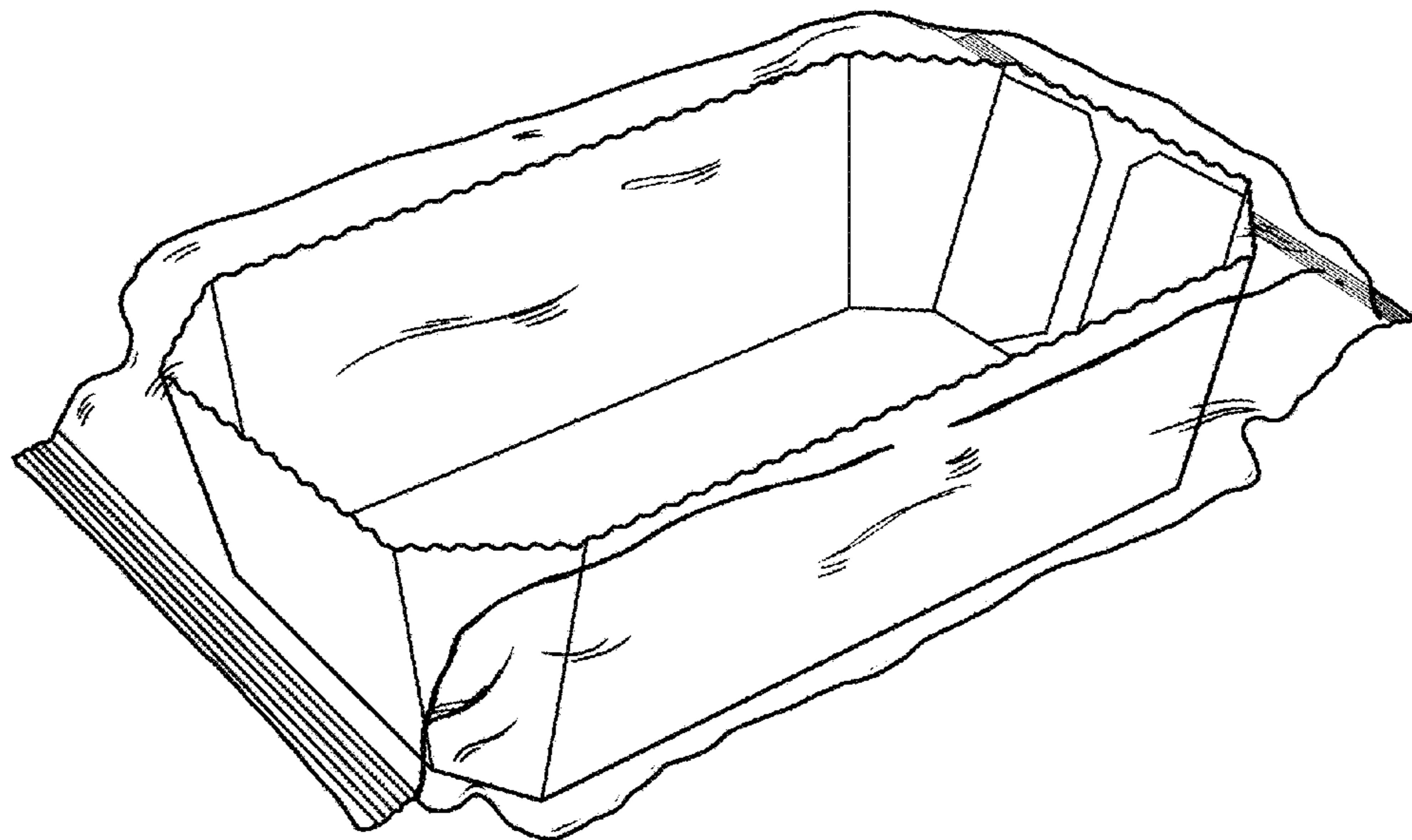
(57) **CLAIM**

The ornamental design for food product packaging, as shown and described.

DESCRIPTION

FIG. 1 is a front perspective view of food product packaging showing the new design;
FIG. 2 is a left perspective view thereof, angled leftward approximately 15° from vertical;
FIG. 3 is a right perspective view thereof, angled rightward approximately 15° from vertical;
FIG. 4 is a front perspective view thereof, angled frontward approximately 15° from vertical;
FIG. 5 is a rear perspective view thereof, angled rearward approximately 15° from vertical;
FIG. 6 is a top view thereof; and,
FIG. 7 is a bottom view thereof.

1 Claim, 7 Drawing Sheets



(56)

References Cited

U.S. PATENT DOCUMENTS

D641,256	S *	7/2011	Fisher	D9/721
D668,965	S	10/2012	Crawford	
D710,213	S *	8/2014	Birchmeier	D9/711
D752,432	S *	3/2016	Brown	D9/430
D755,017	S *	5/2016	Piechocinski	D7/584
D775,947	S	1/2017	Epstein et al.	
D839,729	S *	2/2019	Oliveira	D9/443
D850,902	S	6/2019	Raut et al.	
10,336,500	B2 *	7/2019	Burke	B65D 5/241
D860,780	S *	9/2019	Requena	D9/420
D867,875	S *	11/2019	Greenfeld	D9/432
2002/0148883	A1 *	10/2002	Timbrook	B65D 77/32 229/109
2003/0071036	A1	4/2003	Savage et al.	
2006/0138013	A1 *	6/2006	Lamstein	B65D 85/07 206/524.8
2006/0208049	A1	9/2006	Duerson et al.	
2010/0264151	A1	10/2010	Reddy-Wynn	
2015/0266609	A1	9/2015	Lefebvre	

* cited by examiner

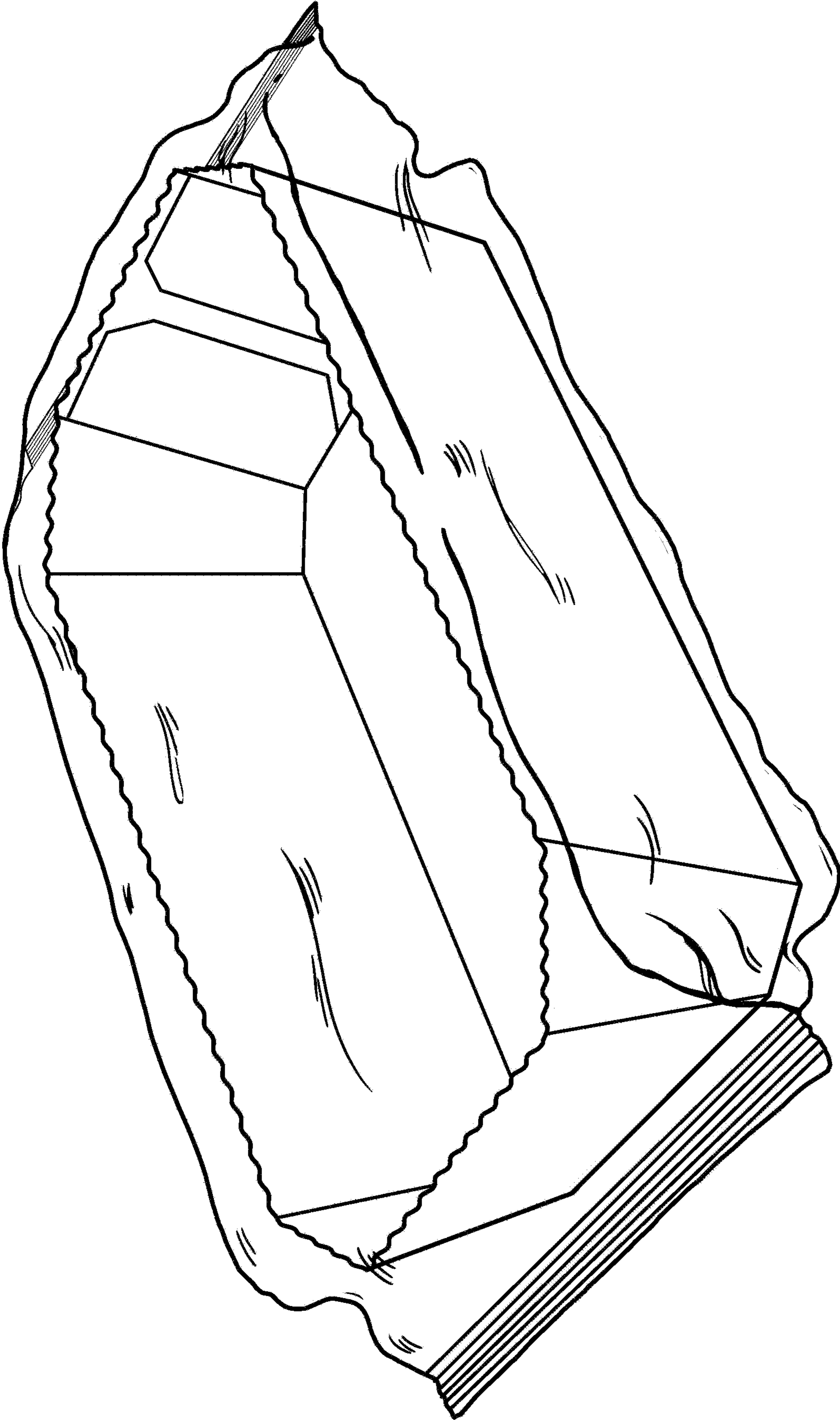


FIG. 1




FIG. 2




FIG. 3

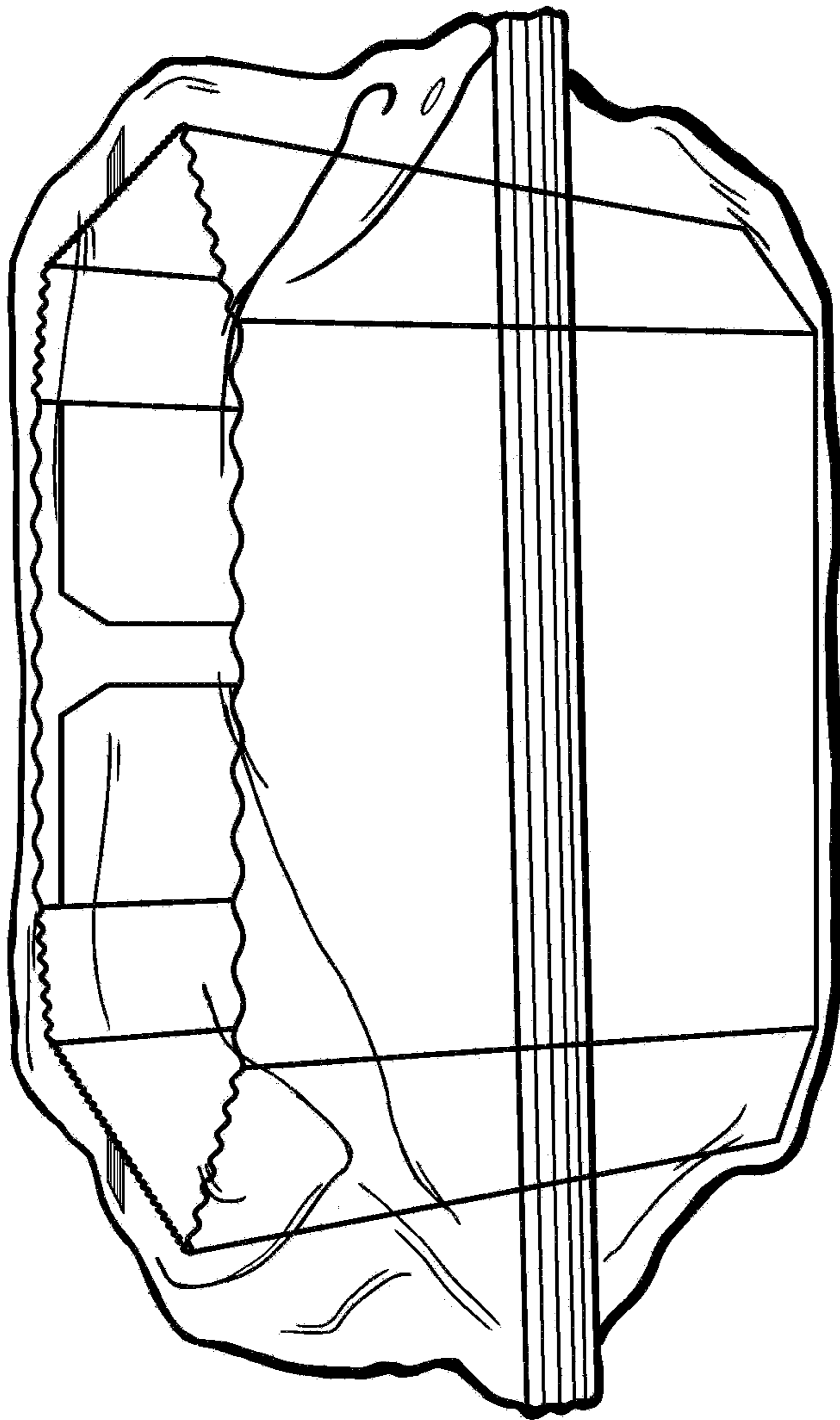


FIG. 4

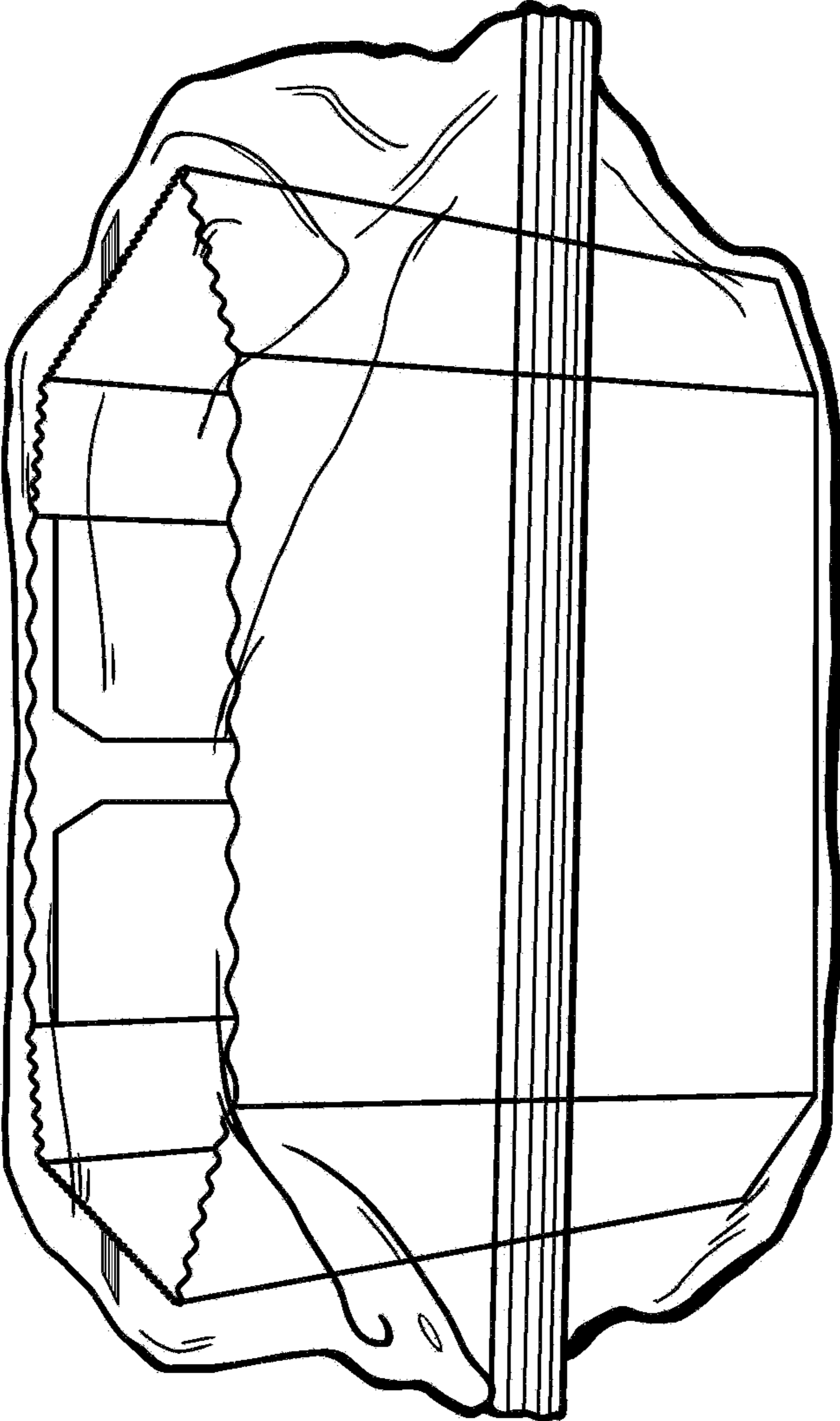


FIG. 5

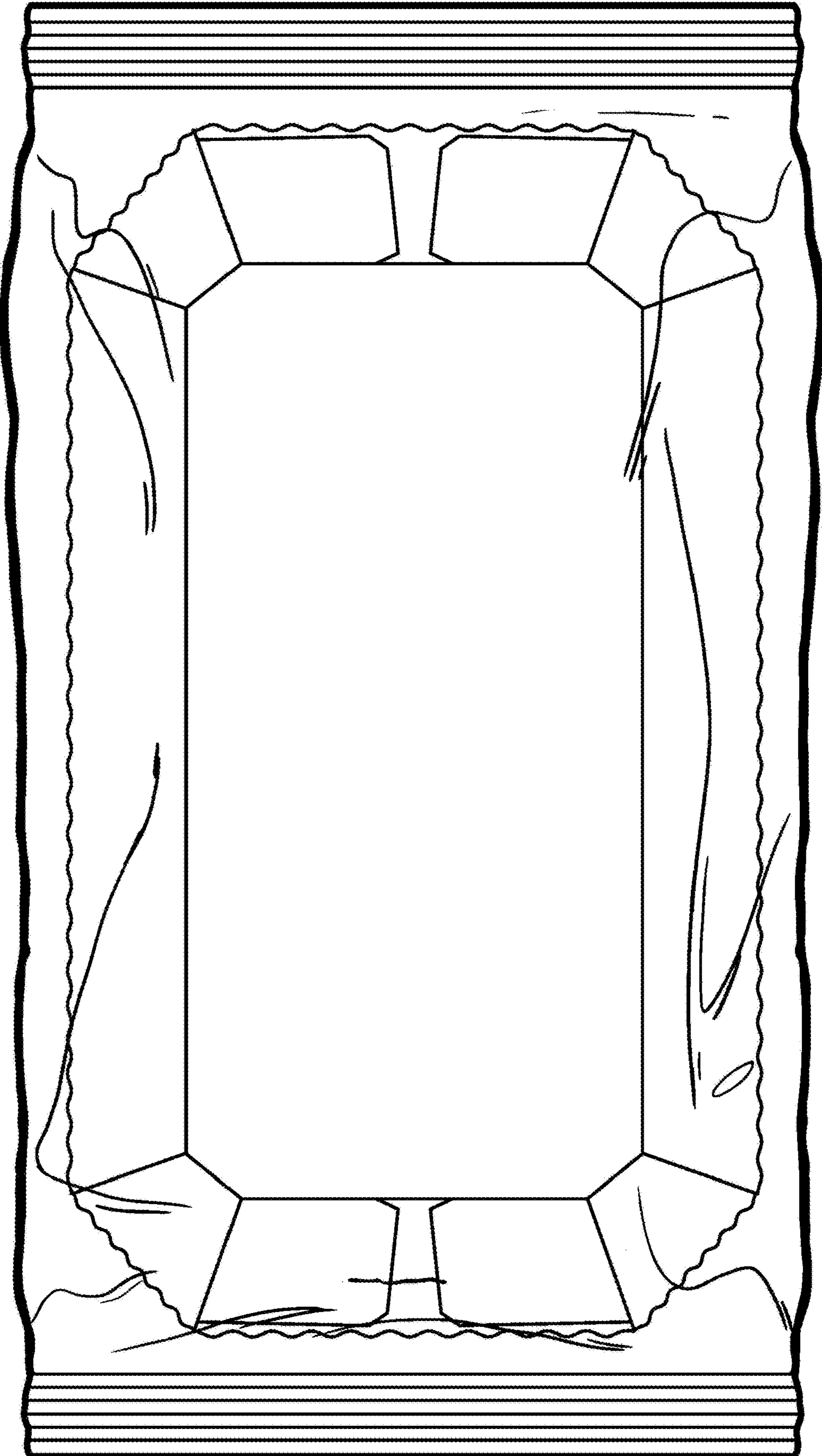


FIG. 6

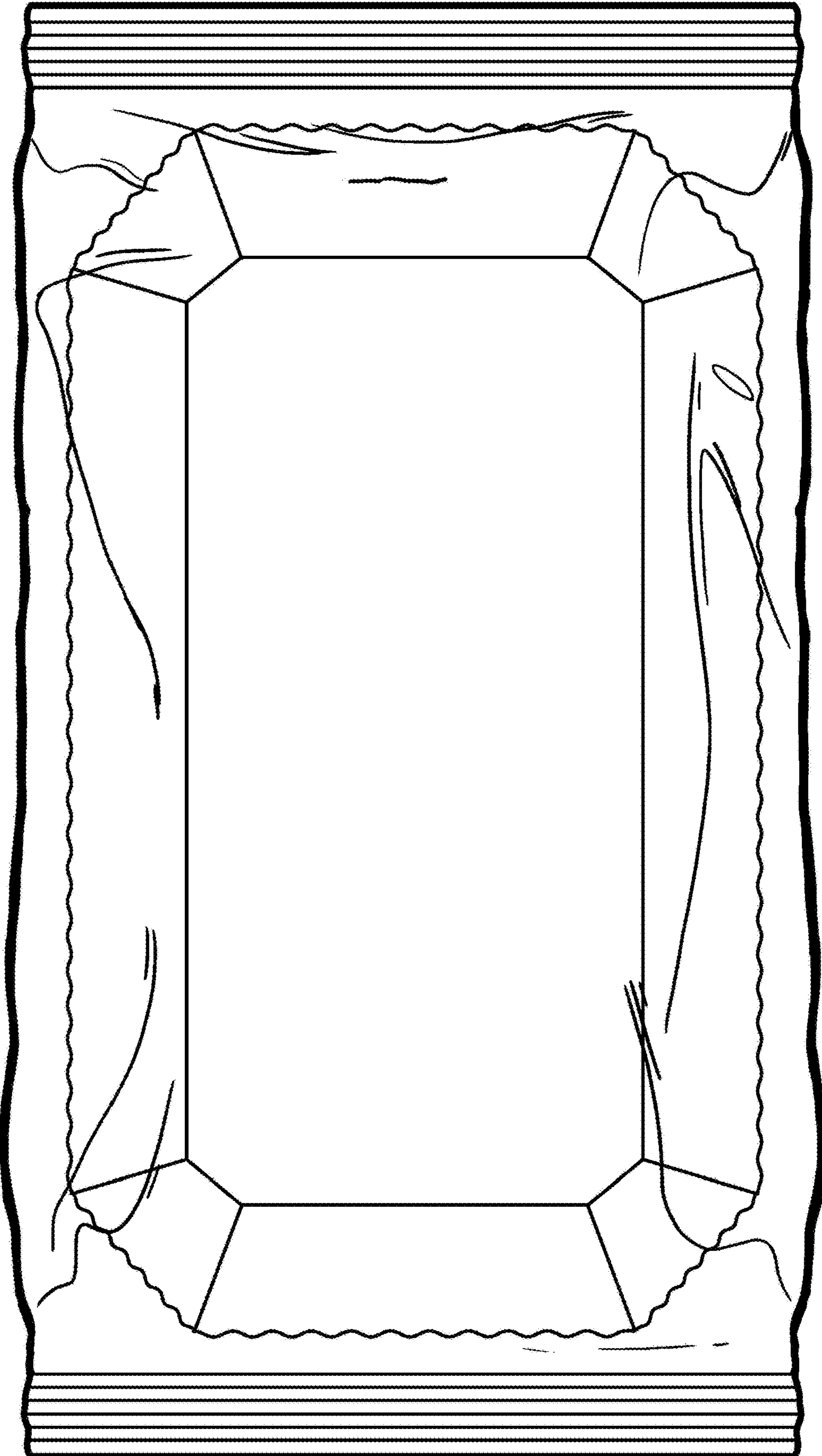


FIG. 7