



US00D931716S

(12) **United States Design Patent** (10) **Patent No.:** **US D931,716 S**
Kacines (45) **Date of Patent:** **** Sep. 28, 2021**

(54) **MANTLE CLIP**
(71) Applicant: **Jeffery J. Kacines**, Allen, TX (US)
(72) Inventor: **Jeffery J. Kacines**, Allen, TX (US)
(**) Term: **15 Years**
(21) Appl. No.: **29/687,925**
(22) Filed: **Apr. 17, 2019**
(51) **LOC (13) Cl.** **08-05**
(52) **U.S. Cl.**
USPC **D8/370**
(58) **Field of Classification Search**
USPC D8/370, 367; D24/176; D32/54;
D11/202, 206-207, 212, 231; D21/400
CPC A45F 2005/008; A45F 5/00; A45F 5/102;
A47B 63/00; B42F 15/0035; B42F
15/0064
See application file for complete search history.

(56) **References Cited**

U.S. PATENT DOCUMENTS

D235,125 S	5/1975	Schlachter	
D255,774 S	7/1980	Soucy	
D257,946 S	1/1981	Fischer	
D323,104 S *	1/1992	Russell	D8/370
D357,402 S *	4/1995	Roethler	D8/367
D387,165 S *	12/1997	Chikami	D24/176
D447,936 S	9/2001	Kacines	
6,378,827 B1	4/2002	Kacines	
D611,803 S *	3/2010	Lien	D8/370
D629,291 S *	12/2010	Veilleux	D8/370
D700,830 S *	3/2014	Brockman	D8/367
D701,752 S *	4/2014	Lozano	D8/370
9,121,437 B1 *	9/2015	Carnicle	F16B 45/02
D757,527 S *	5/2016	Rawls-Meehan	F16B 45/00
			D8/370
D817,748 S *	5/2018	Wang	D8/367
D872,565 S *	1/2020	Hendrickson	D8/356
D909,189 S *	2/2021	Mueller	D8/367

D919,417 S * 5/2021 Wedding D8/367
2015/0327525 A1* 11/2015 Noack, Jr. A01K 91/04
43/43.16
2017/0219004 A1* 8/2017 Weishaar F16B 45/00
(Continued)

OTHER PUBLICATIONS

Haute Decor MantleClip Slim Stocking Holder, 4 Pack (Green),
Date Visited: Jun. 17, 2021, Amazon, Date Available: Jan. 2, 2020,
<https://www.amazon.com/Haute-Decor-MantleClip-Stocking-Holder/dp/B07Z41ZWF4> (Year: 2020).*

(Continued)

Primary Examiner — Susan Bennett Hattan
Assistant Examiner — Elizabeth S Ko
(74) *Attorney, Agent, or Firm* — Roger N. Chauza, P.C.

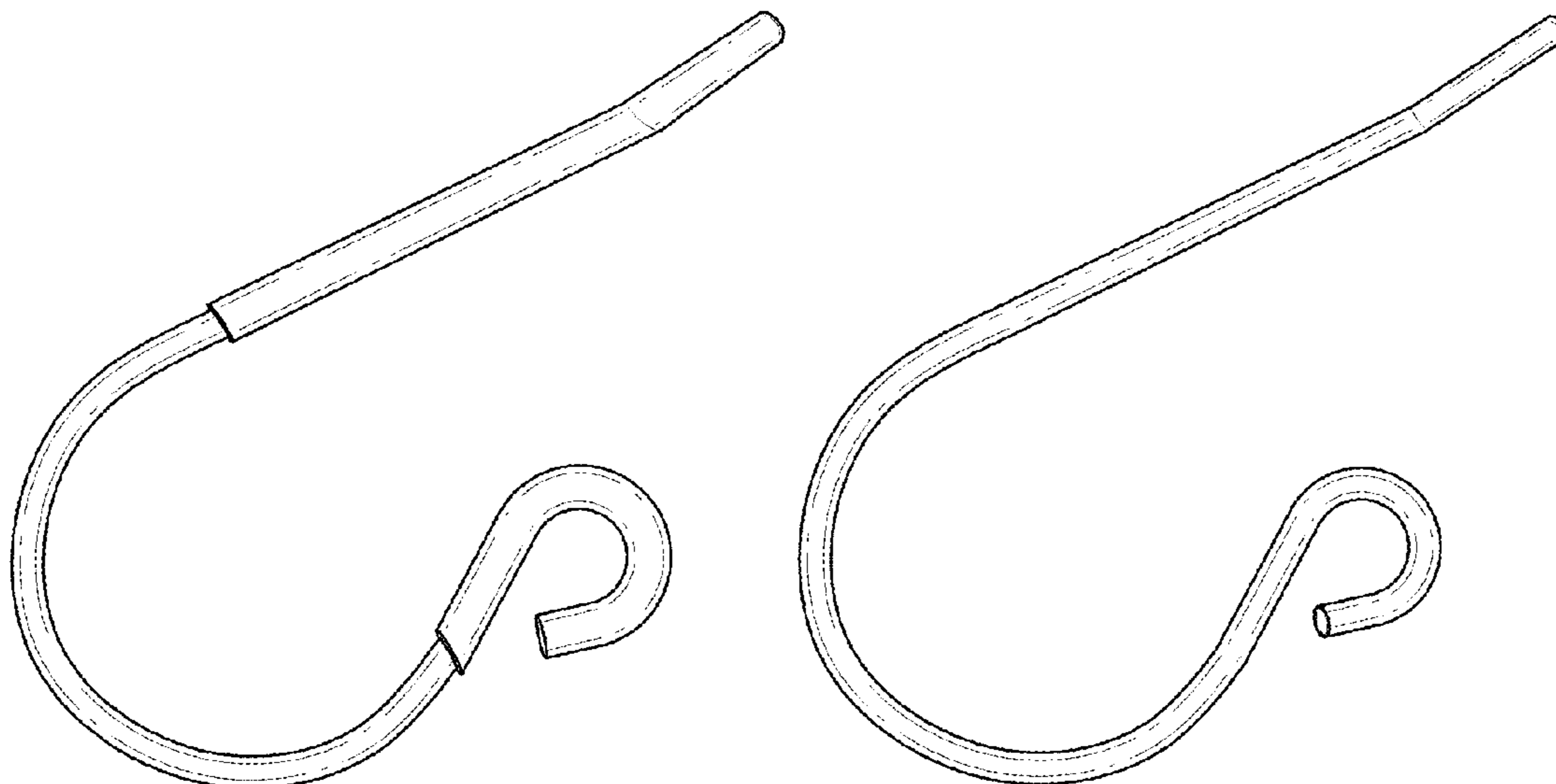
(57) **CLAIM**

The ornamental design for a mantle clip, substantially as shown and described.

DESCRIPTION

FIG. 1 is an isometric front, side view of a first embodiment of a mantle clip showing my new design;
FIG. 2 is a top view thereof;
FIG. 3 is a bottom view thereof;
FIG. 4 is a right side view thereof;
FIG. 5 is a left side view thereof;
FIG. 6 is a front view thereof;
FIG. 7 is a rear view thereof.
FIG. 8 1 is art isometric front, side view of a second embodiment of a mantle clip showing my new design;
FIG. 9 is a top view thereof;
FIG. 10 is a bottom view thereof;
FIG. 11 is a right side view thereof;
FIG. 12 is a left side view thereof;
FIG. 13 is a front view thereof; and,
FIG. 14 is a rear view thereof.

1 Claim, 8 Drawing Sheets



(56)

References Cited

U.S. PATENT DOCUMENTS

2018/0187713 A1* 7/2018 Chmelar F16B 45/06
2019/0101152 A1* 4/2019 Turbenson F16B 2/248
2019/0211867 A1* 7/2019 Hohn F16B 45/00
2021/0155375 A1* 5/2021 Chu B65D 23/003

OTHER PUBLICATIONS

The Original MantleClip, 4 Pack, Date Visited: Jun. 16, 2021,
Amazon, Date Available: Dec. 9, 2008, [https://www.amazon.com/
Original-MantleClip-Pack-Brass/dp/B001CEEEN2](https://www.amazon.com/Original-MantleClip-Pack-Brass/dp/B001CEEEN2) (Year: 2008).*

* cited by examiner

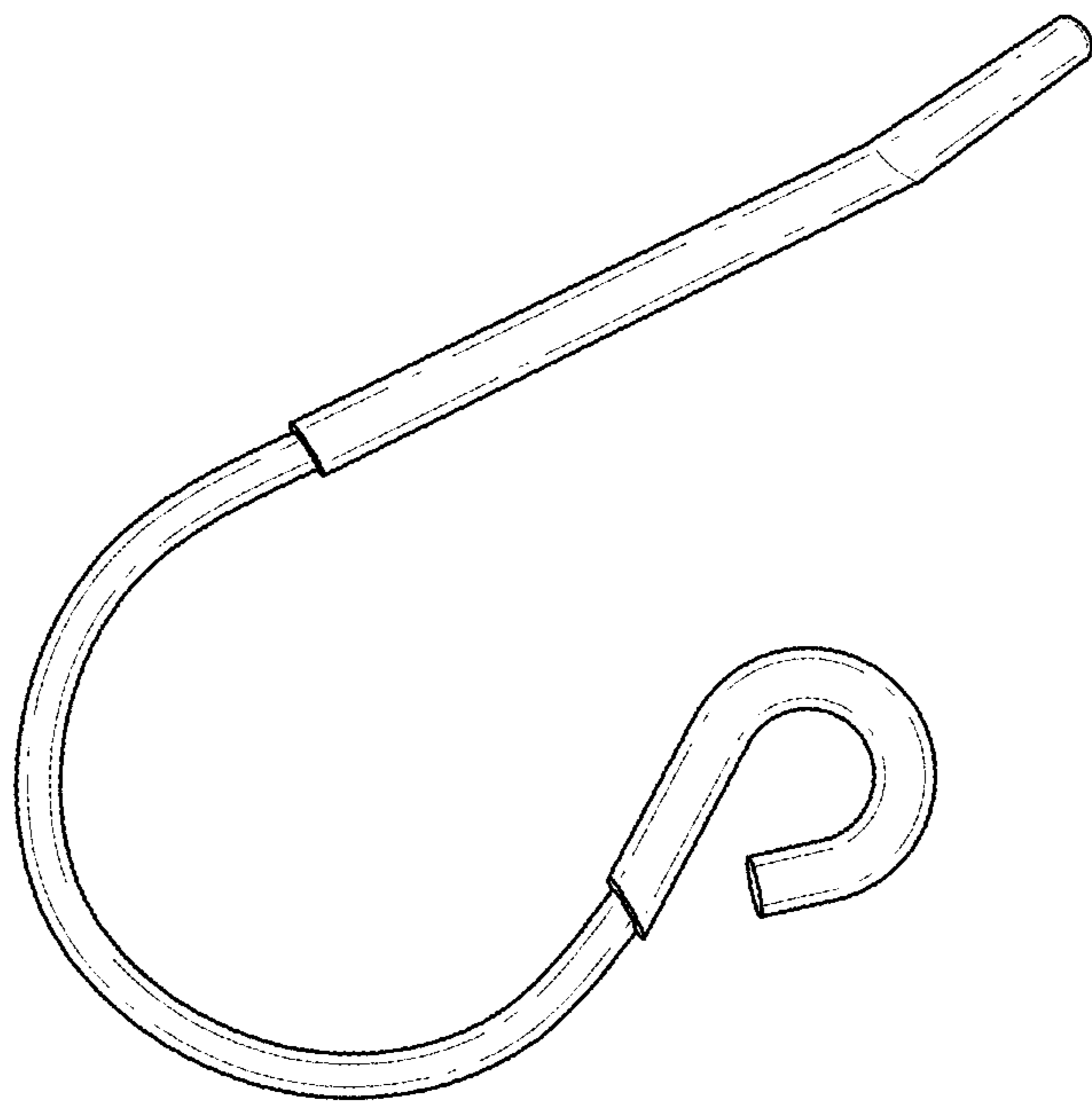


FIG. 1



FIG. 2



FIG. 3

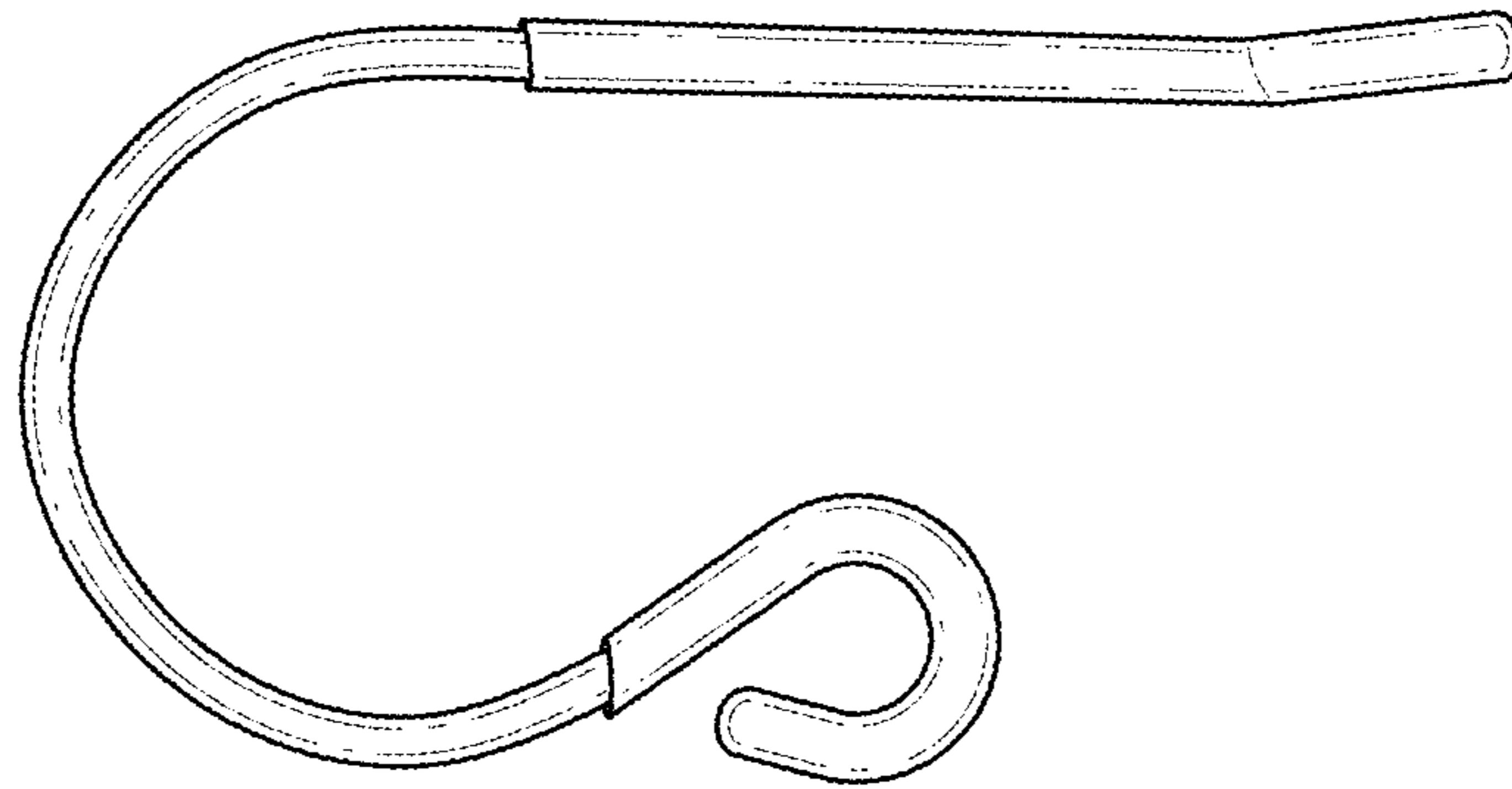


FIG. 4

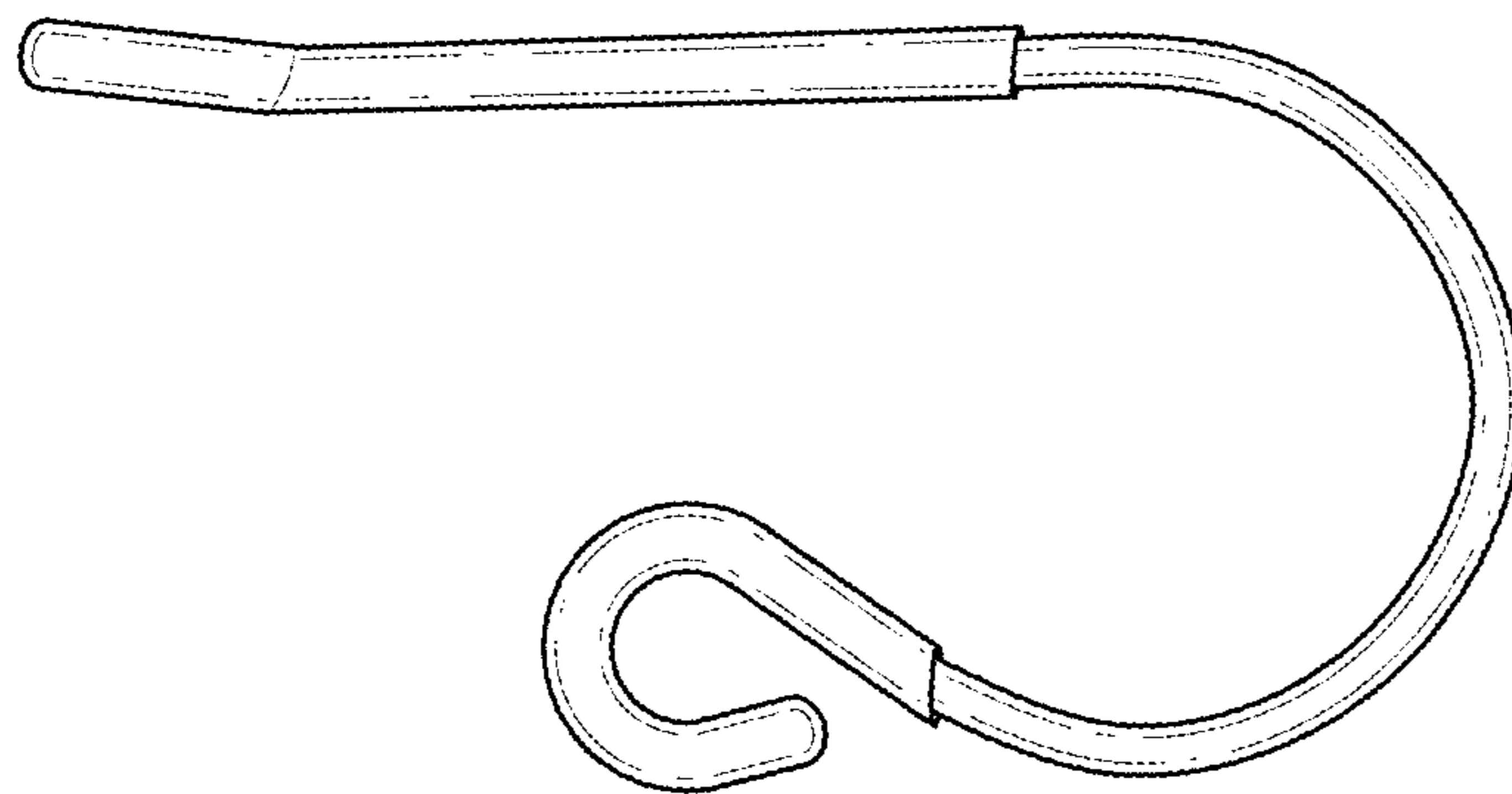


FIG. 5




FIG. 6

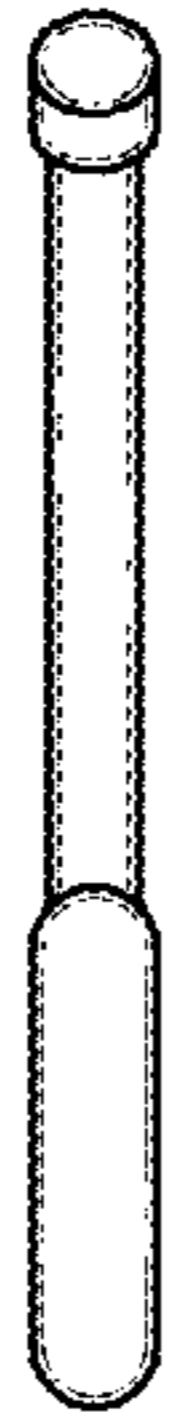


FIG. 7

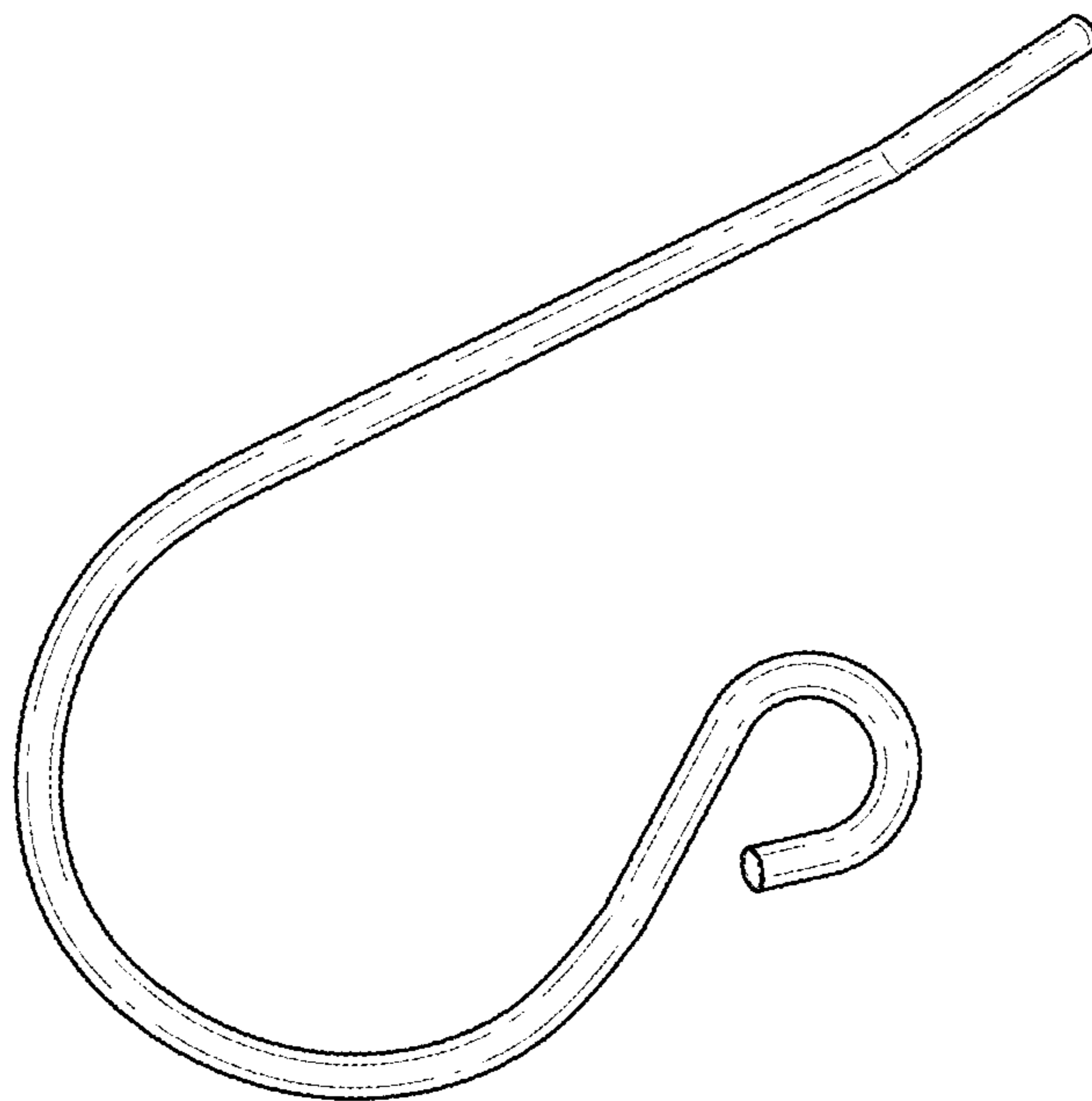


FIG. 8




FIG. 9




FIG. 10

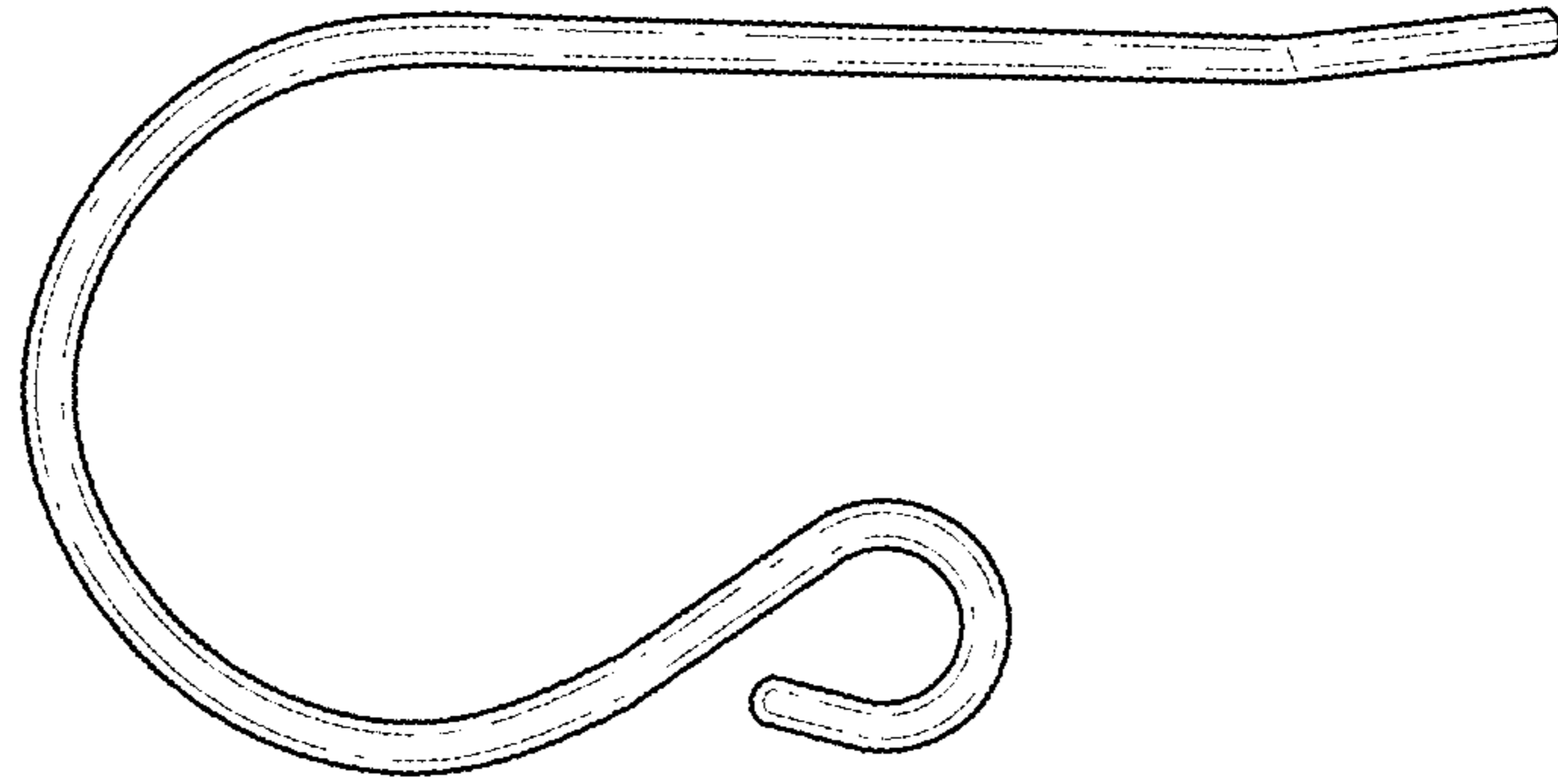


FIG. 11

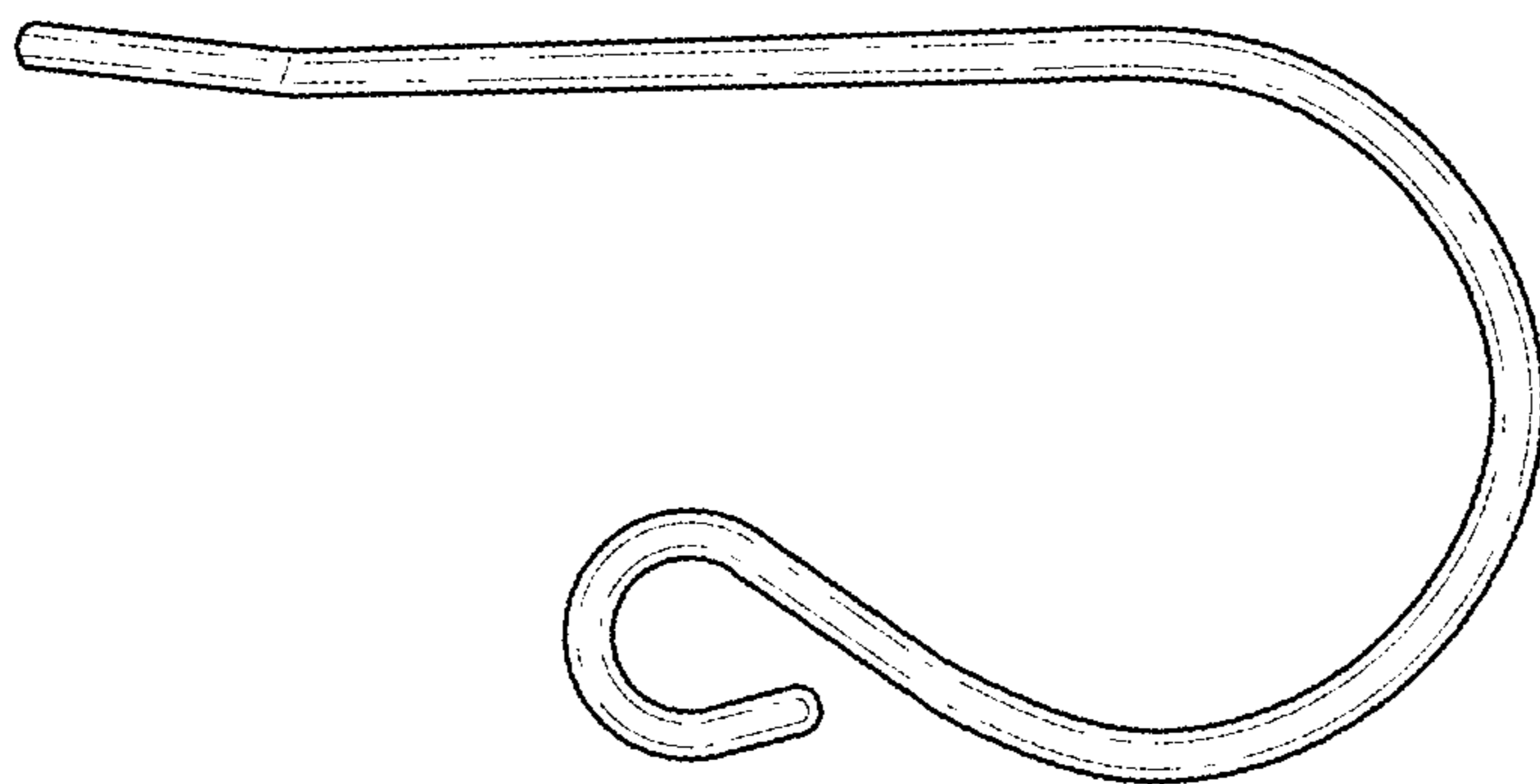


FIG. 12



FIG. 13




FIG. 14