

US00D931712S

(12) **United States Design Patent** (10) **Patent No.:** **US D931,712 S**  
**Lagnese, Sr.** (45) **Date of Patent:** **\*\* Sep. 28, 2021**

(54) **MOUNT APPARATUS**

- (71) Applicant: **Bup Labs, LLC**, Middletown, MD (US)
- (72) Inventor: **John G. Lagnese, Sr.**, Middletown, MD (US)
- (73) Assignee: **BUP LABS, LLC**, Middletown, MD (US)
- (\*\*) Term: **15 Years**
- (21) Appl. No.: **29/754,052**
- (22) Filed: **Oct. 6, 2020**

**Related U.S. Application Data**

- (63) Continuation of application No. 29/678,095, filed on Jan. 25, 2019, now Pat. No. Des. 902,014.
- (51) **LOC (13) Cl.** ..... **08-05**
- (52) **U.S. Cl.**  
USPC ..... **D8/354**
- (58) **Field of Classification Search**  
USPC ..... D8/354  
CPC ..... B62J 11/00  
See application file for complete search history.

**References Cited**

**U.S. PATENT DOCUMENTS**

D288,280 S *	2/1987	Schnable	74/606 R
7,025,012 B1 *	4/2006	Pecharich	B63B 21/04 114/218
D665,650 S *	8/2012	Ogden, Jr.	D8/354
D880,278 S *	4/2020	Jaramillo	D8/354
D893,285 S *	8/2020	Lagnese, Sr.	D8/356
D902,014 S *	11/2020	Lagnese, Sr.	D8/354
2019/0178599 A1 *	6/2019	Pintar	A47B 81/005

**OTHER PUBLICATIONS**

Anatra Universal Saddle Mount for GoPro, posted at buplabs.com, posting date not given, [online], [site visited May 19, 2021]. Available from Internet, URL: <https://buplabs.com/products/anatra-universal-saddle-mount-for-gopro> (Year: 2021).\*

Go Big On-Center Mount, posted at k-edge.com, posting date not given, [online], [site visited May 19, 2021]. Available from Internet, URL: <https://k-edge.com/shop/light-and-action-camera-mounts/go-big-center-mount/> (Year: 2021).\*

ParaPace Bicycle Saddle Rail Camera Mount, posted at amazon.com, posting date Jun. 5, 2019, [online], [site visited May 19, 2021]. Available from Internet, URL: <https://www.amazon.com/ParaPace-Bicycle-Campark-Cameras-Accessories/dp/B07SRXJZ2W/> (Year: 2019).\*

(Continued)

*Primary Examiner* — George D. Kirschbaum  
*Assistant Examiner* — Maria J. Edwards  
 (74) *Attorney, Agent, or Firm* — Leveque IP Law, P.C.

(57) **CLAIM**

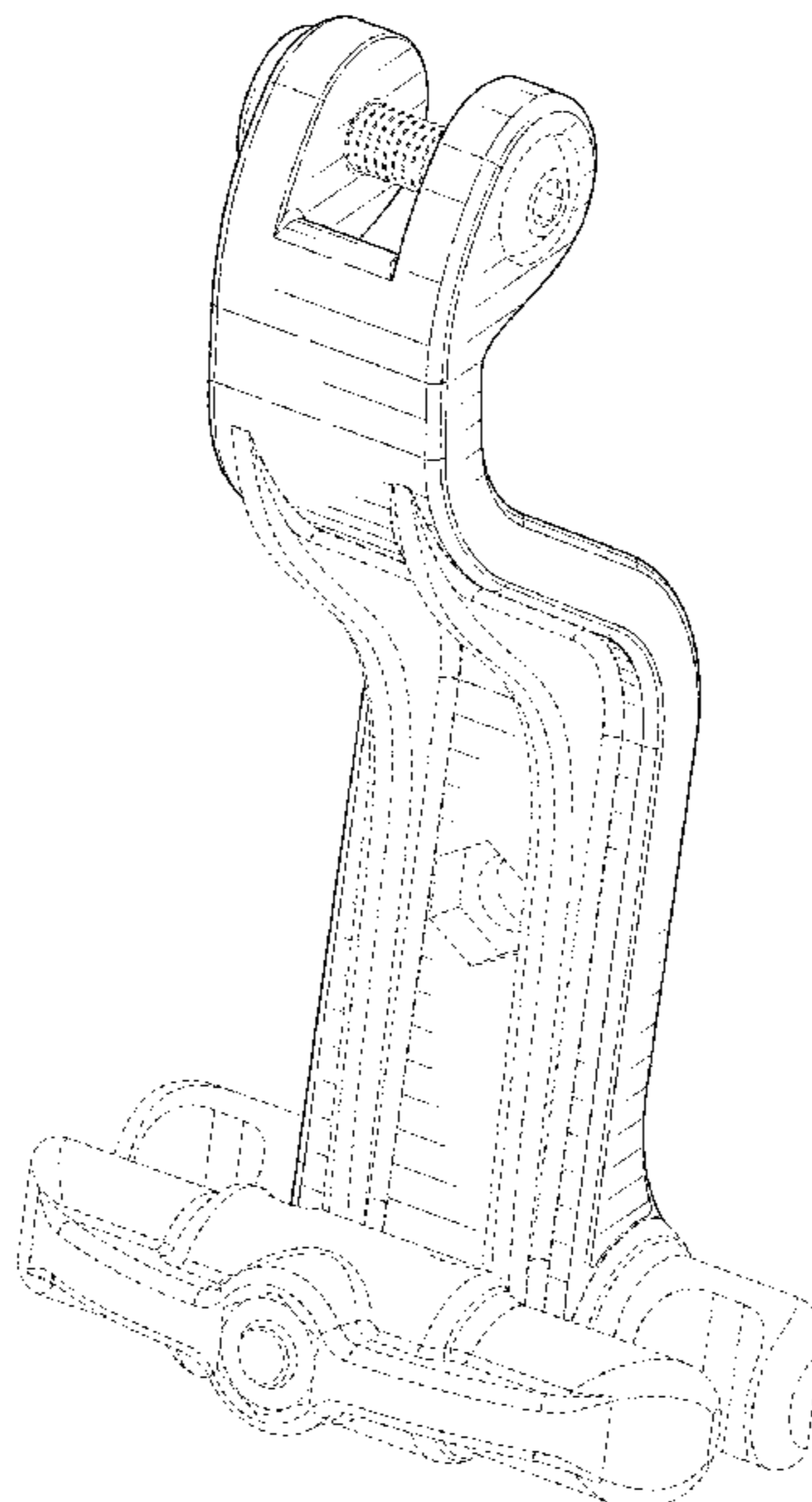
The ornamental design for a mount apparatus, as shown and described.

**DESCRIPTION**

FIG. 1 is a front perspective view of a design for a mount apparatus;  
 FIG. 2 is a front view thereof;  
 FIG. 3 is a rear view thereof;  
 FIG. 4 a left-side view thereof;  
 FIG. 5 a right-side view thereof;  
 FIG. 6 a top view thereof; and,  
 FIG. 7 a bottom view thereof.

The dash-dash broken lines show portions of the article and form no part of the claimed design. The dash-dot broken lines form a boundary of the claim and form no part of the claimed design.

**1 Claim, 6 Drawing Sheets**



(56)

**References Cited**

OTHER PUBLICATIONS

UMS v2 Cigno Universal Mount, posted at buplabs.com, posting date not given, [online], [site visited May 19, 2021]. Available from Internet, URL: <https://buplabs.com/products/ums-v2-cigno-mk-ii-universal-mount> (Year: 2021).\*

\* cited by examiner

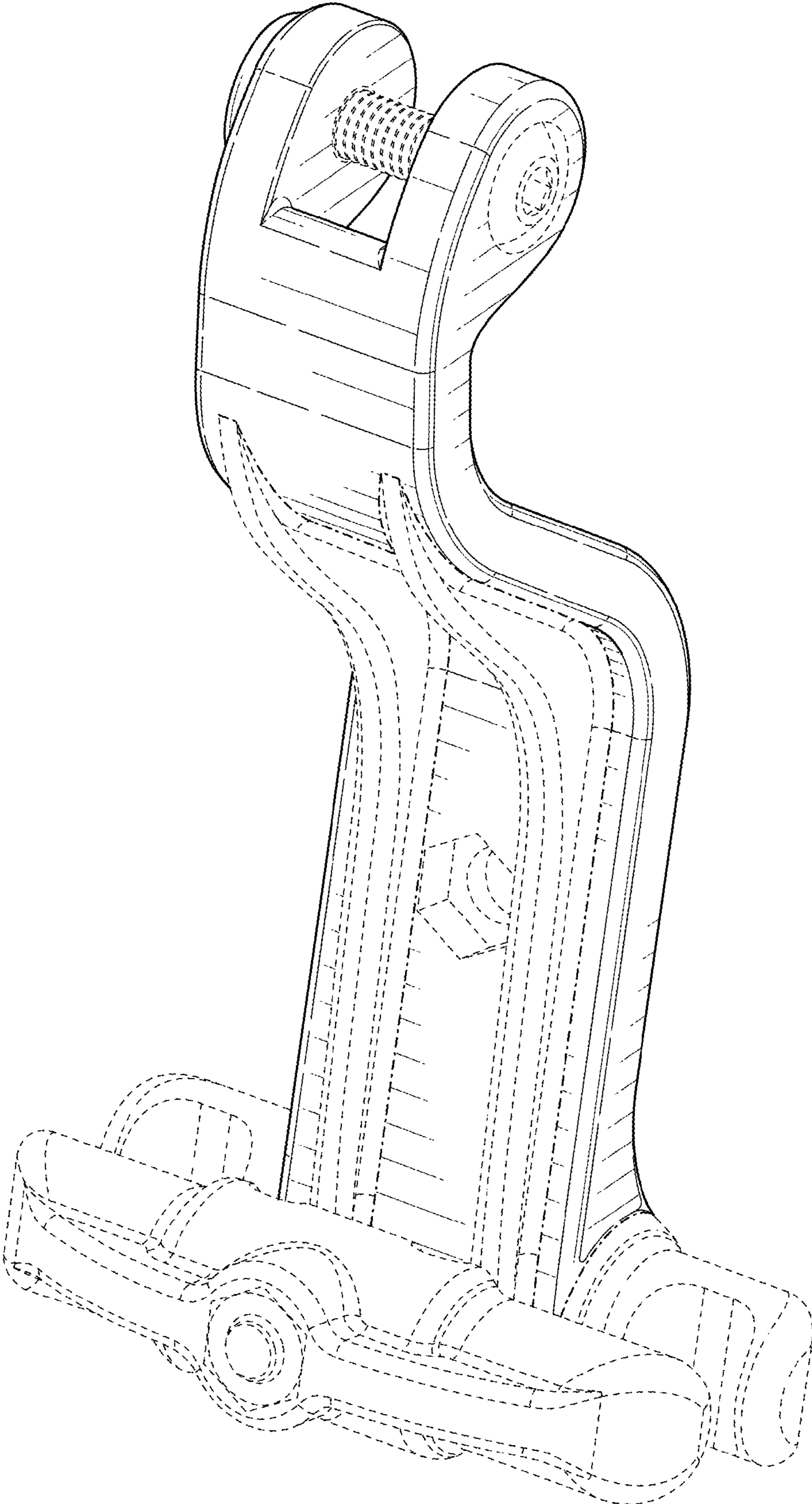


FIG. 1

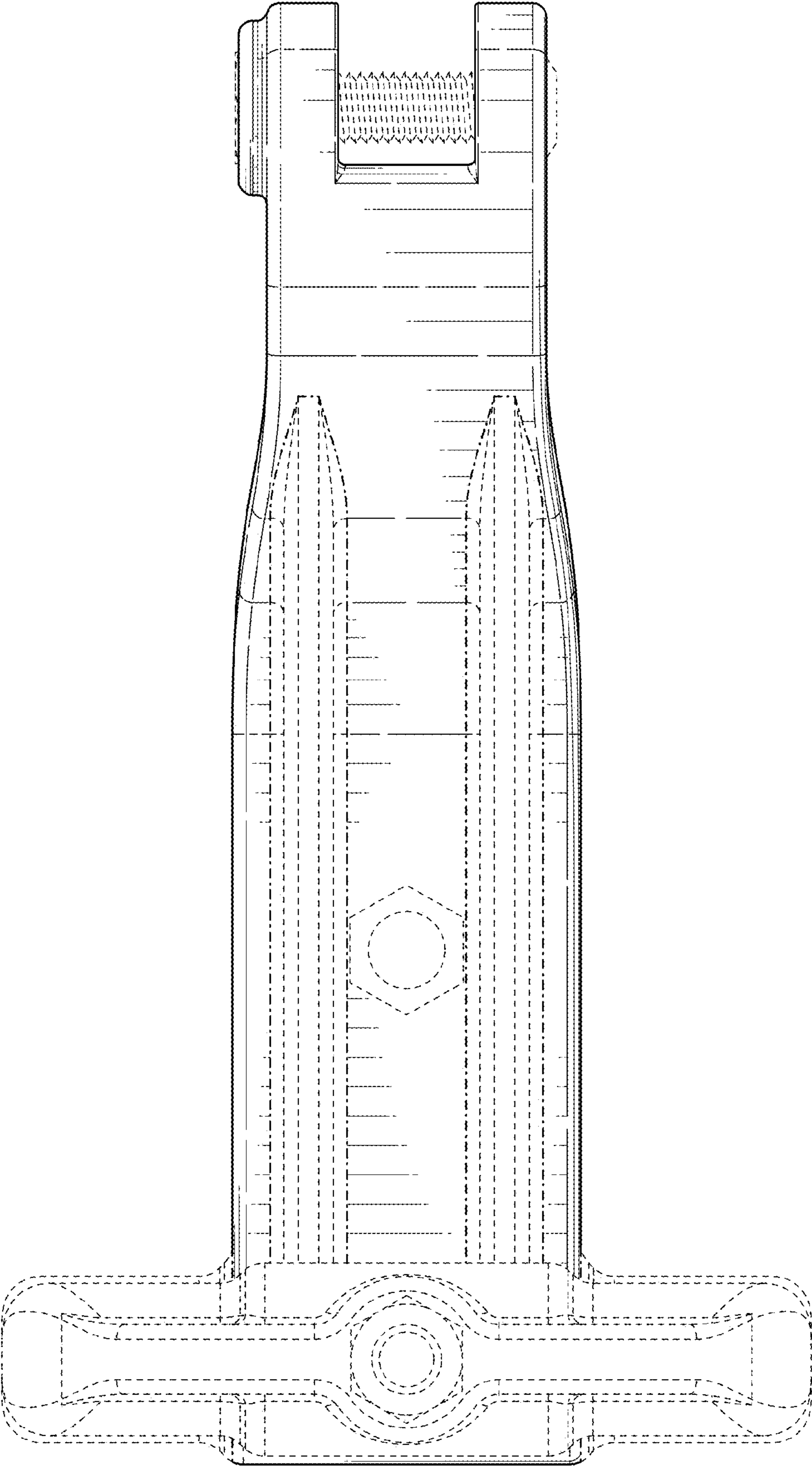


FIG. 2

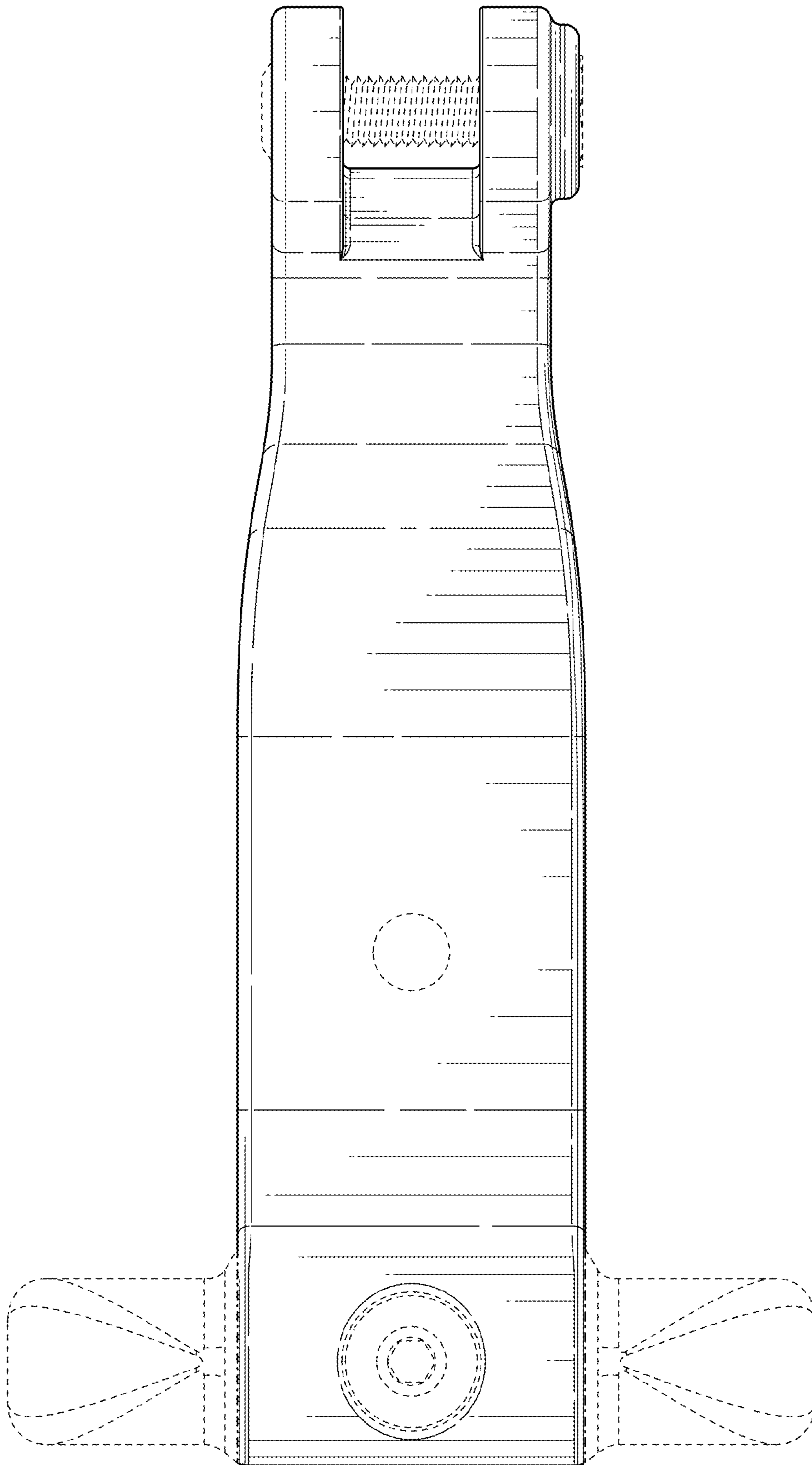


FIG. 3

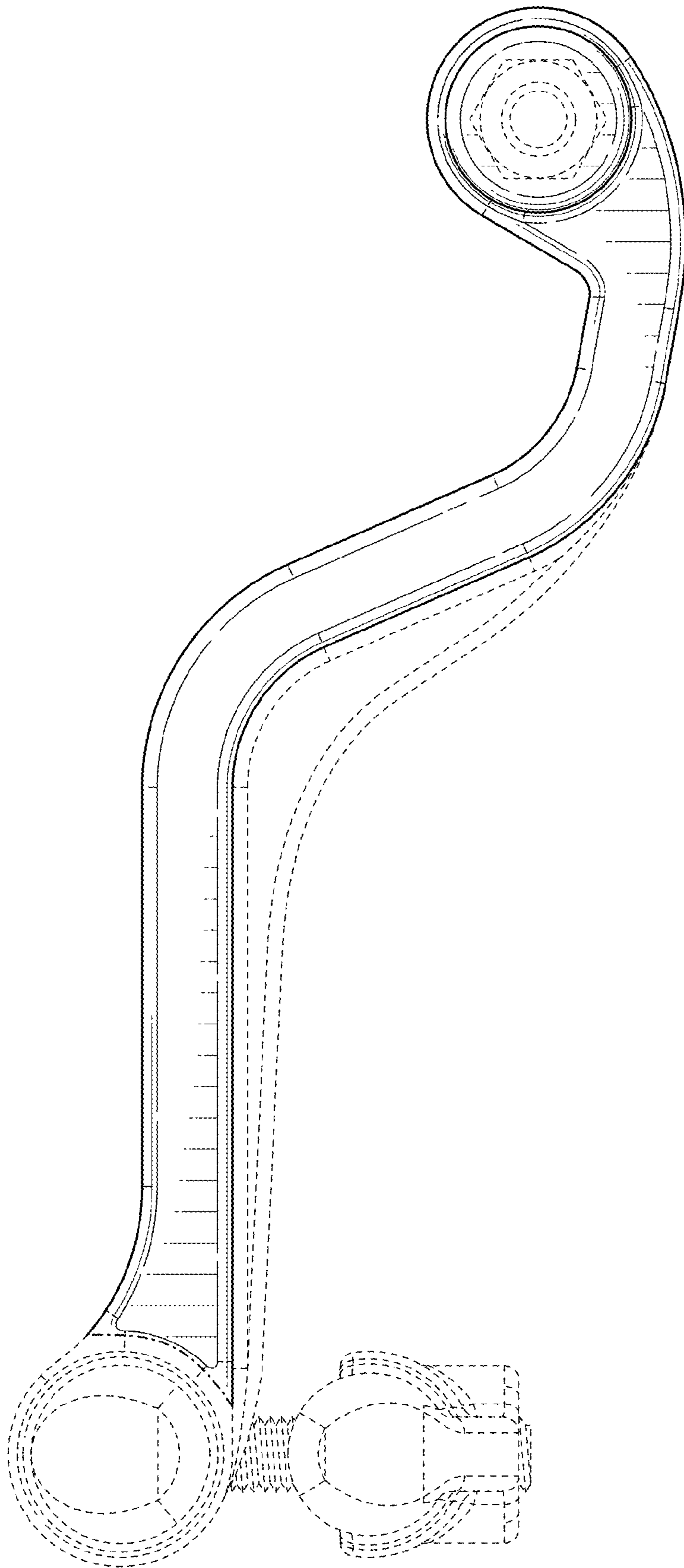


FIG. 4

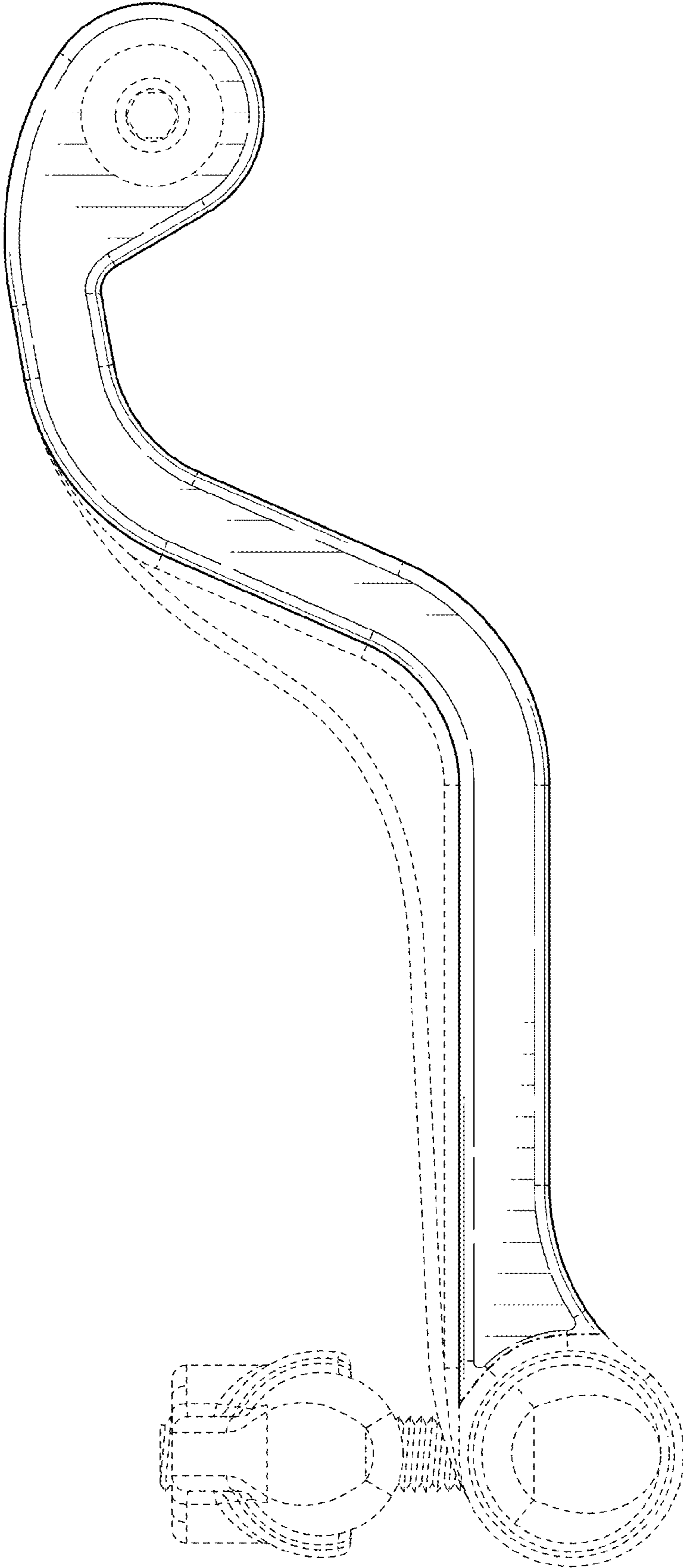


FIG. 5

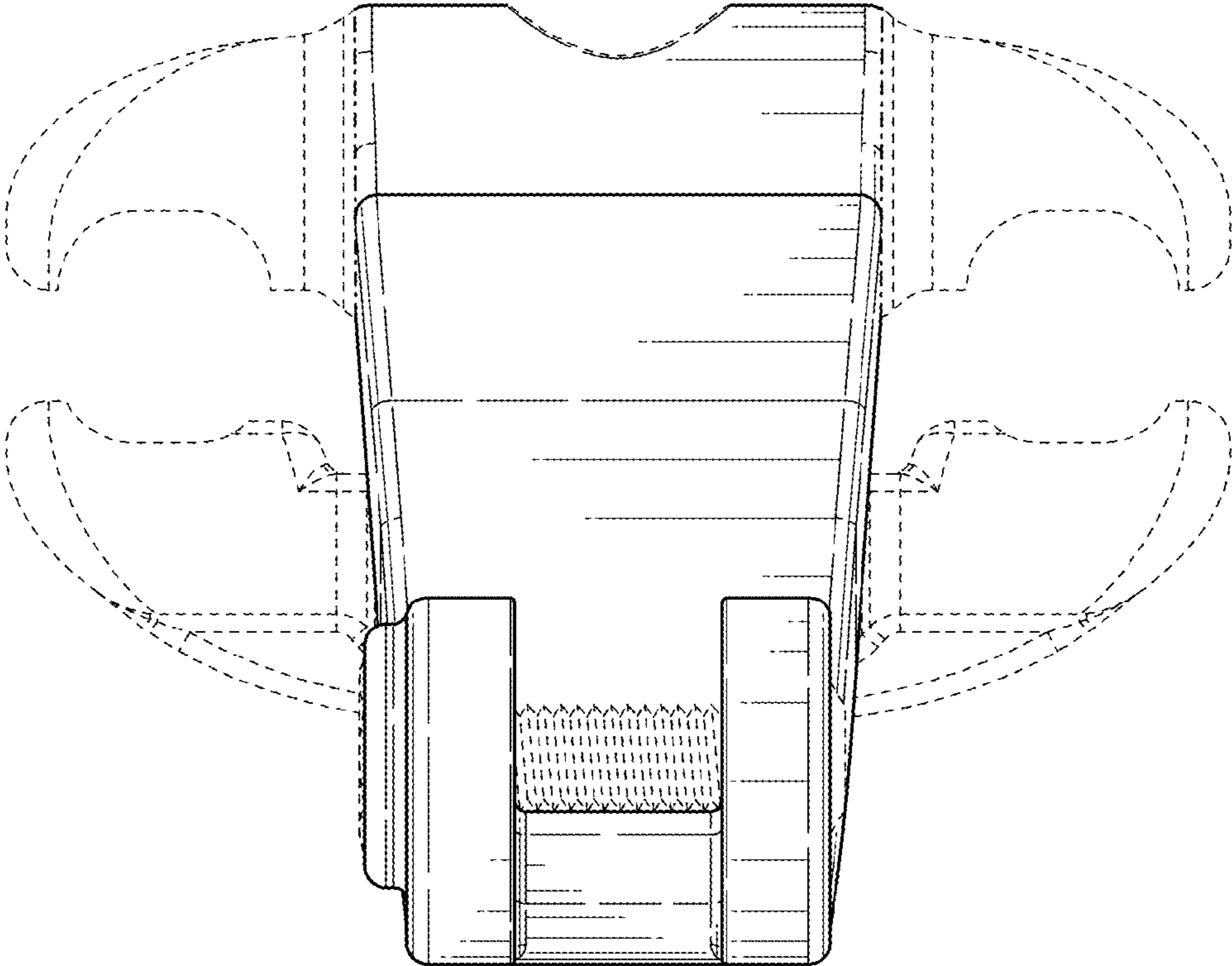


FIG. 6

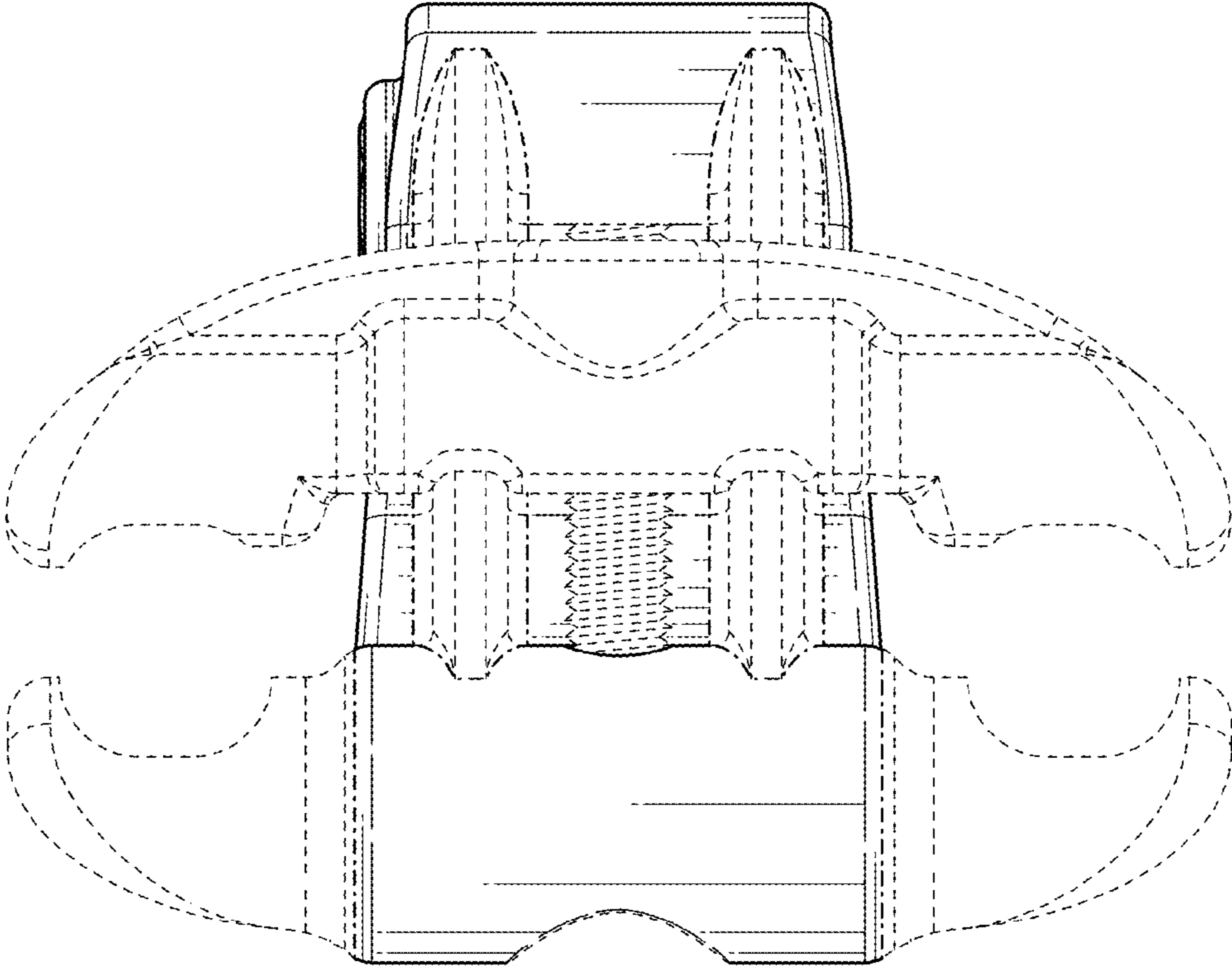


FIG. 7