



US00D931701S

(12) **United States Design Patent**  
**Shih**

(10) **Patent No.:** **US D931,701 S**  
(45) **Date of Patent:** **\*\* Sep. 28, 2021**

(54) **HAMMER**  
(71) Applicant: **Jui-yuan Shih**, Changhua County (TW)  
(72) Inventor: **Jui-yuan Shih**, Changhua County (TW)  
(\*\*) Term: **15 Years**  
(21) Appl. No.: **29/731,887**  
(22) Filed: **Apr. 20, 2020**

(30) **Foreign Application Priority Data**

Feb. 27, 2020 (TW) ..... 109300963

(51) **LOC (13) Cl.** ..... **08-02**

(52) **U.S. Cl.**  
USPC ..... **D8/77**

(58) **Field of Classification Search**  
USPC ..... D8/75, 76, 77, 78, 79, 80, 81, 105, 107  
CPC ... B25D 1/00; B25D 1/02; B25D 1/04; B25D  
1/045; B25D 1/06; B25D 1/10; B25D  
1/12; B25G 1/102; B25G 3/10; B25C  
11/00

See application file for complete search history.

(56) **References Cited**

**U.S. PATENT DOCUMENTS**

3,211,198 A \* 10/1965 Glasgow ..... B25D 1/02  
81/19  
4,291,736 A \* 9/1981 Robertson ..... B25D 1/06  
81/24  
D365,739 S \* 1/1996 Weintraut ..... D8/78  
5,526,719 A \* 6/1996 Chen ..... B25D 1/02  
30/308.3  
D413,780 S \* 9/1999 Beam ..... D8/75  
6,332,376 B1 \* 12/2001 Hurley ..... B25C 11/00  
7/144  
6,467,376 B1 \* 10/2002 Wu ..... B25G 1/01  
81/22  
D470,380 S \* 2/2003 Huang ..... D8/75

6,655,236 B1 \* 12/2003 Slack ..... B25D 1/02  
81/20  
D534,409 S \* 1/2007 Chen ..... D8/78  
D566,509 S \* 4/2008 Vanderbeek ..... D8/75  
8,141,458 B1 \* 3/2012 Spencer ..... B25D 1/00  
81/20  
8,387,486 B2 \* 3/2013 Hanlon ..... B25D 1/12  
81/22  
D736,051 S \* 8/2015 Chen ..... D8/78  
D747,943 S \* 1/2016 Hung ..... D8/75  
D770,255 S \* 11/2016 Honadel ..... D8/75  
D770,875 S \* 11/2016 Honadel ..... D8/75  
D779,300 S \* 2/2017 Nelson ..... D8/78  
D795,667 S \* 8/2017 Chen ..... D8/79  
D835,488 S \* 12/2018 Hung ..... D8/79  
D837,019 S \* 1/2019 Hyma ..... D8/78  
D837,020 S \* 1/2019 Hyma ..... D8/78  
D837,201 S \* 1/2019 Ludovici ..... D14/315

(Continued)

*Primary Examiner* — Philip S Hyder  
(74) *Attorney, Agent, or Firm* — WPAT, PC

(57) **CLAIM**

The ornamental design for a hammer, as shown and described.

**DESCRIPTION**

FIG. 1 is a perspective view of a hammer, showing my new design;  
FIG. 2 is the other perspective view of the hammer in FIG. 1 thereof;  
FIG. 3 is a front view thereof;  
FIG. 4 is a rear view thereof;  
FIG. 5 is a left side view thereof;  
FIG. 6 is a right side view thereof;  
FIG. 7 is a top view thereof; and,  
FIG. 8 is a bottom view thereof.

The dashed lines depict environmental subject matter and form no part of the claimed design. The dash-dot lines depict boundaries between the claimed part and non-claimed part and form no part of the claimed design.

**1 Claim, 8 Drawing Sheets**



(56)

**References Cited**

U.S. PATENT DOCUMENTS

D867,090 S \* 11/2019 Hyma ..... D8/75  
D908,455 S \* 1/2021 Cate ..... D8/78  
2011/0314970 A1\* 12/2011 Chen ..... B25D 1/06  
81/24

\* cited by examiner

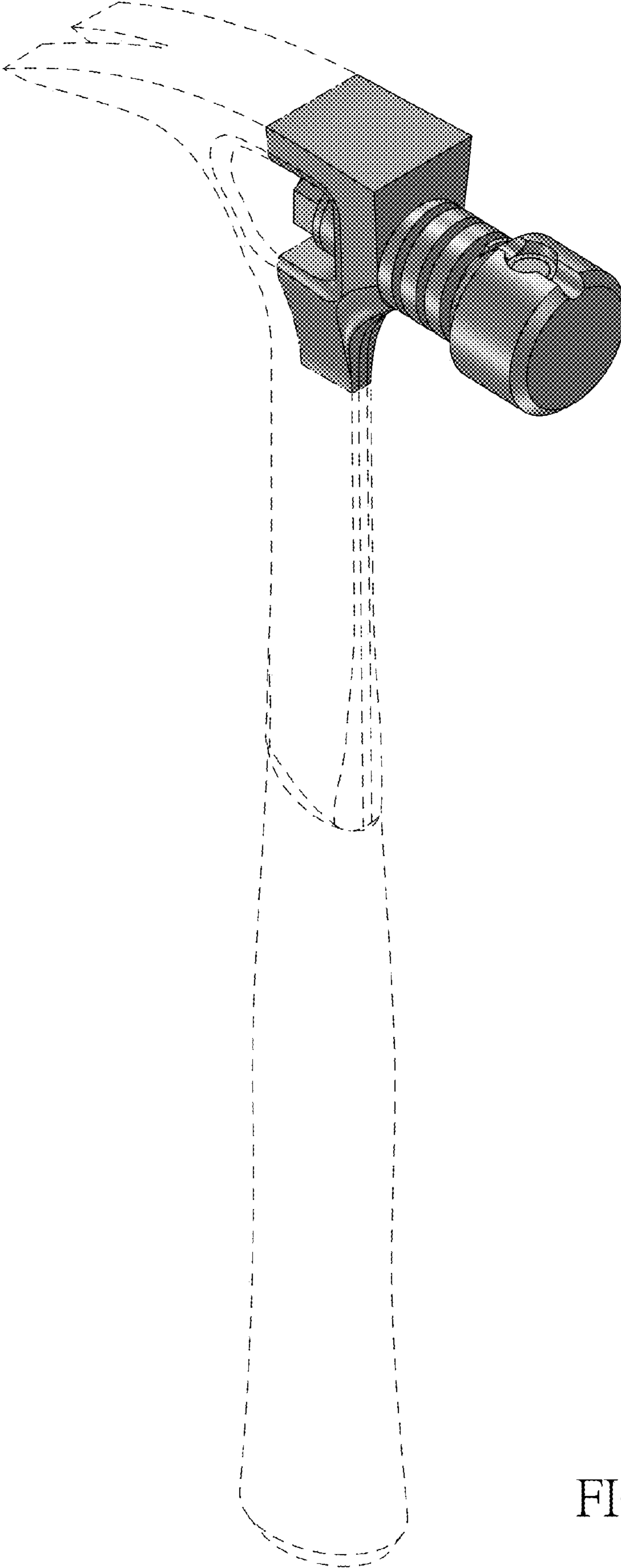


FIG. 1

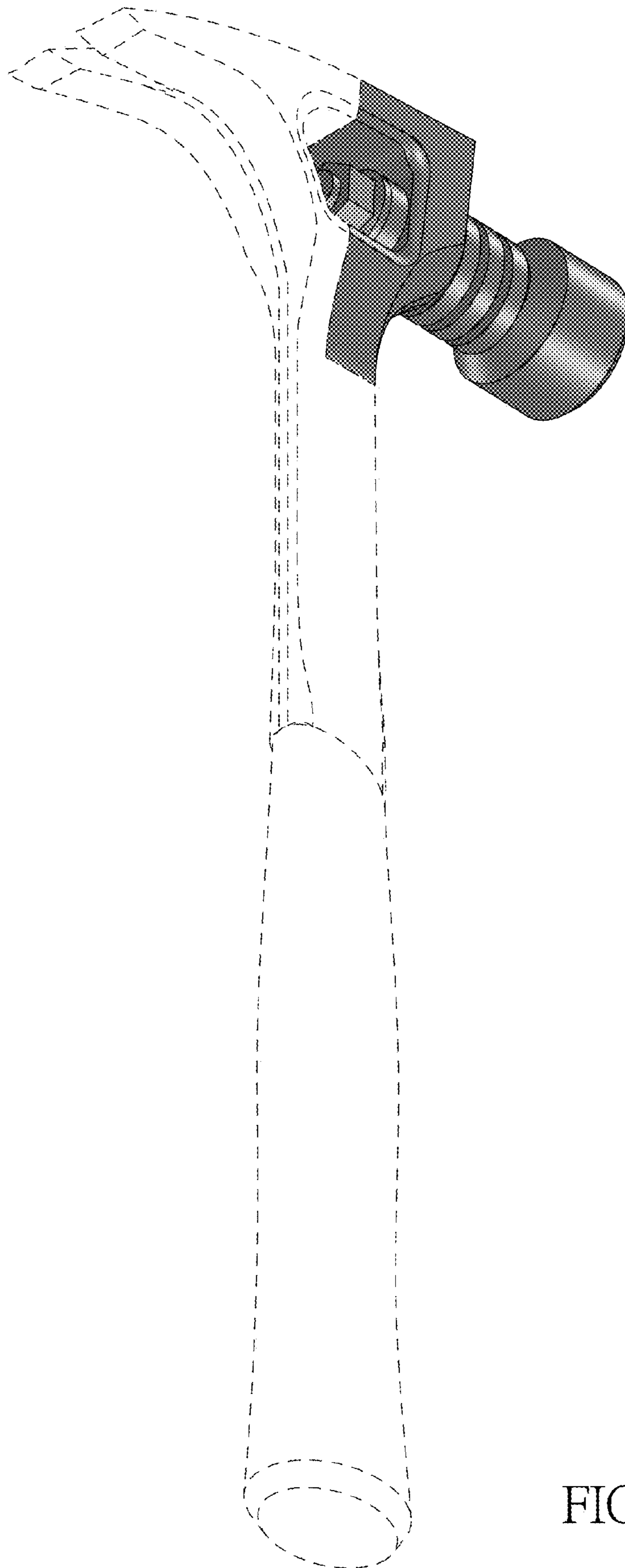


FIG. 2

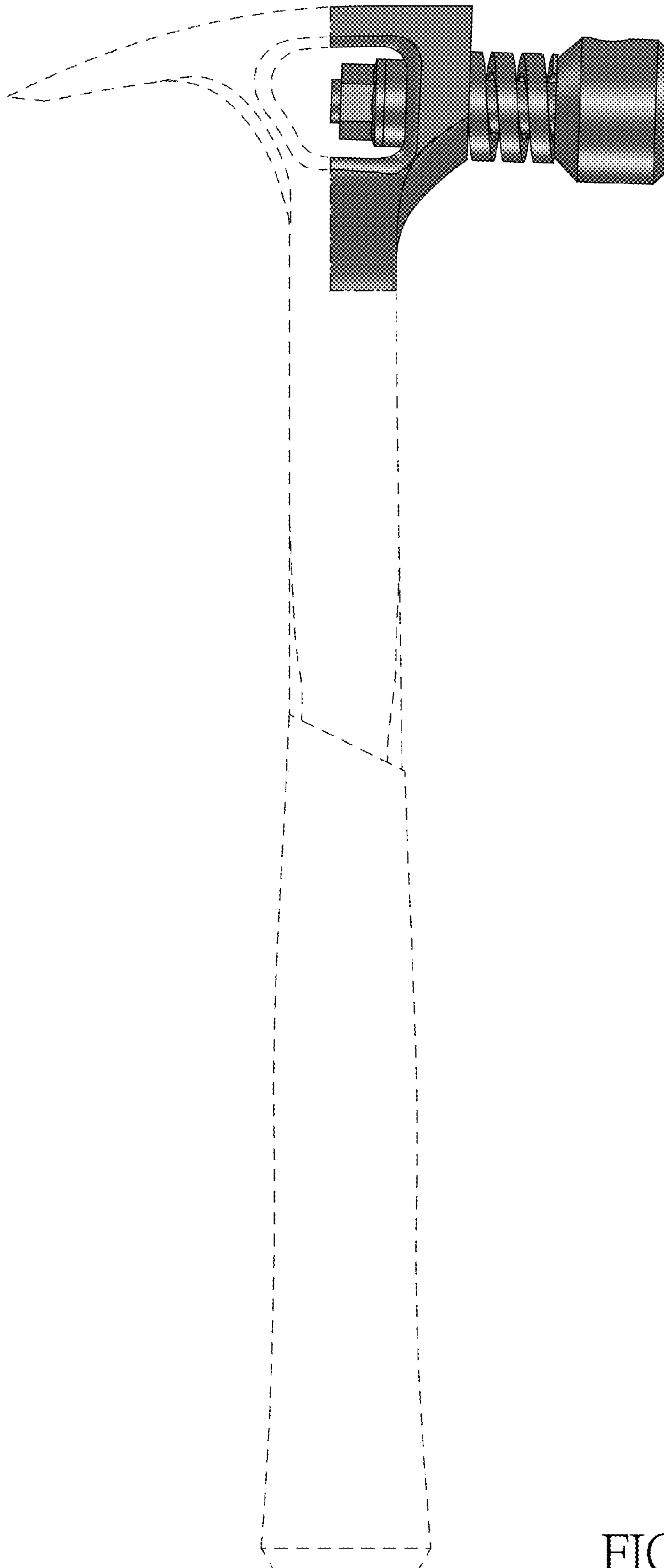


FIG. 3

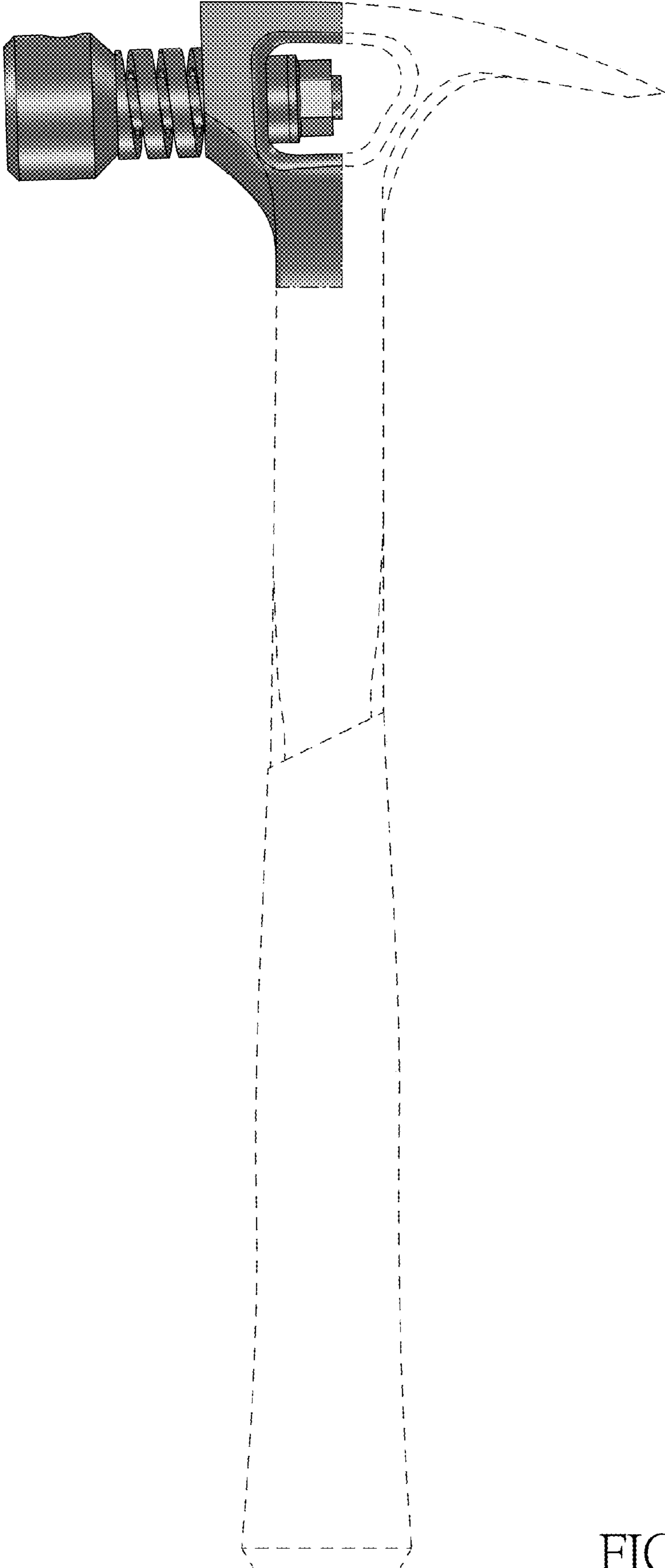


FIG. 4

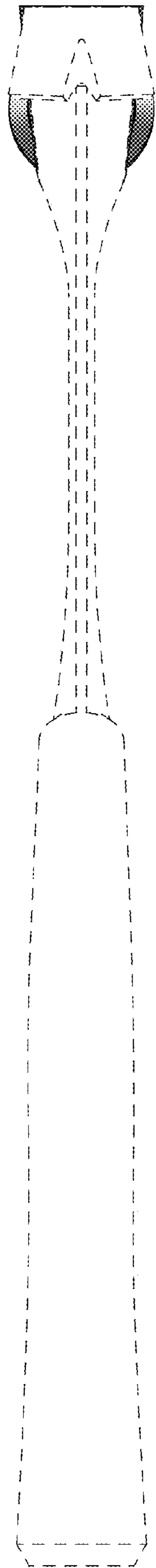


FIG. 5

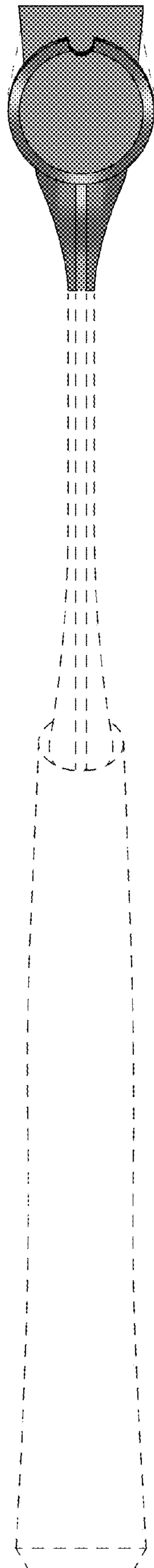


FIG. 6



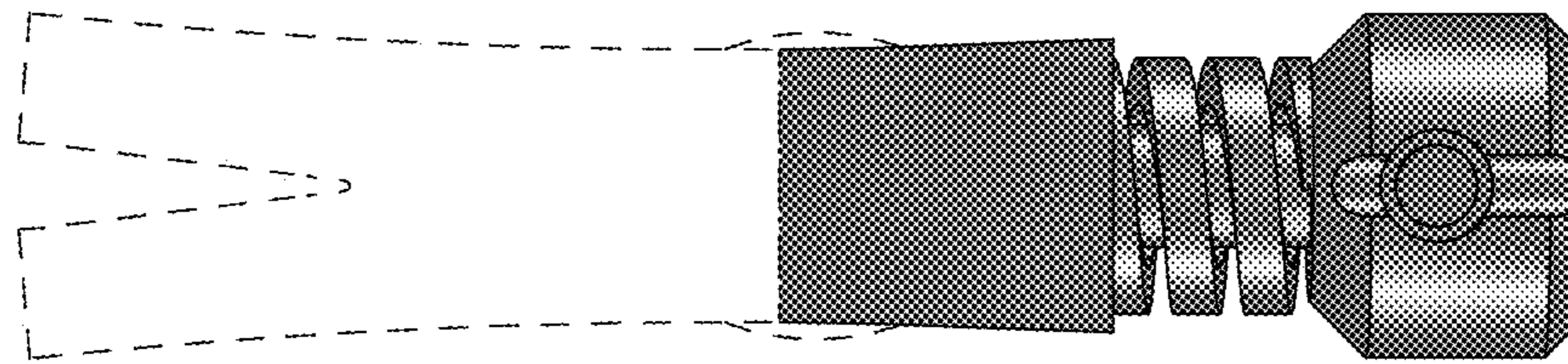


FIG. 7

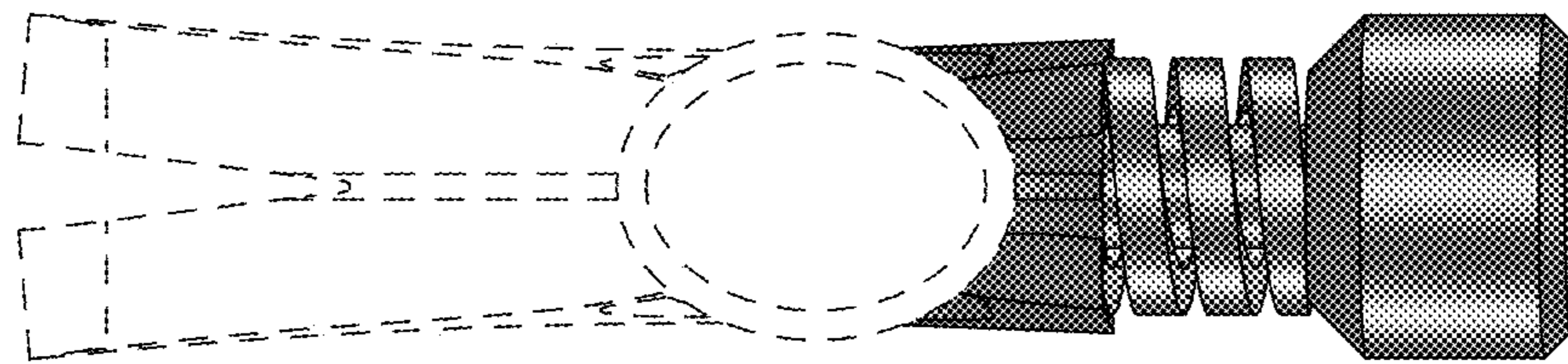


FIG. 8