



US00D931693S

(12) **United States Design Patent**
Kwon et al.

(10) **Patent No.:** **US D931,693 S**
(45) **Date of Patent:** **** Sep. 28, 2021**

(54) **TURNER**

D541,602 S * 5/2007 Yu D7/688
D787,281 S * 5/2017 Bennett D7/692
2006/0255605 A1* 11/2006 Yu A47J 43/288
294/7

(71) Applicant: **Helen of Troy Limited**, St. Michael (BB)

(72) Inventors: **James Kwon**, Long Island City, NY (US); **Carly Cheng**, New York, NY (US); **Dzmitry Varhan**, Brooklyn, NY (US); **Sunny Kim**, Port Washington, NY (US); **Martin Mutch**, New York, NY (US)

(73) Assignee: **Helen of Troy Limited**, St. Michael (BB)

(**) Term: **15 Years**

(21) Appl. No.: **29/723,185**

(22) Filed: **Feb. 5, 2020**

(51) **LOC (13) Cl.** **07-04**

(52) **U.S. Cl.**
USPC **D7/692**

(58) **Field of Classification Search**
USPC D7/688-692, 669, 368
CPC A47G 21/045; A47G 21/04; A47G 21/02;
A47G 21/023; A47G 21/026; A47J
43/288; A47J 43/283; A47J 43/281; A47J
43/28; A47J 43/00; A47J 43/282; A47J
43/285; A47F 13/08; A61J 7/0023; A21B
3/003

See application file for complete search history.

(56) **References Cited**

U.S. PATENT DOCUMENTS

5,794,996 A * 8/1998 Mohabir A47J 43/288
294/7
D527,959 S * 9/2006 Fung D7/690

OTHER PUBLICATIONS

Amazon.com, Victrinox VIC-KT63725, black turners, pp. 1-3, first available date Sep. 30, 2013. (Year: 2013).*

Amazon.com, Pallsky Slotted Fish Spatula, 9 inch and 12 inch Fish flippers spatula turner, pp. 1-4, first date available Nov. 20, 2020. (Year: 2020).*

* cited by examiner

Primary Examiner — Terry A Wallace

(74) *Attorney, Agent, or Firm* — Rankin, Hill & Clark LLP

(57) **CLAIM**

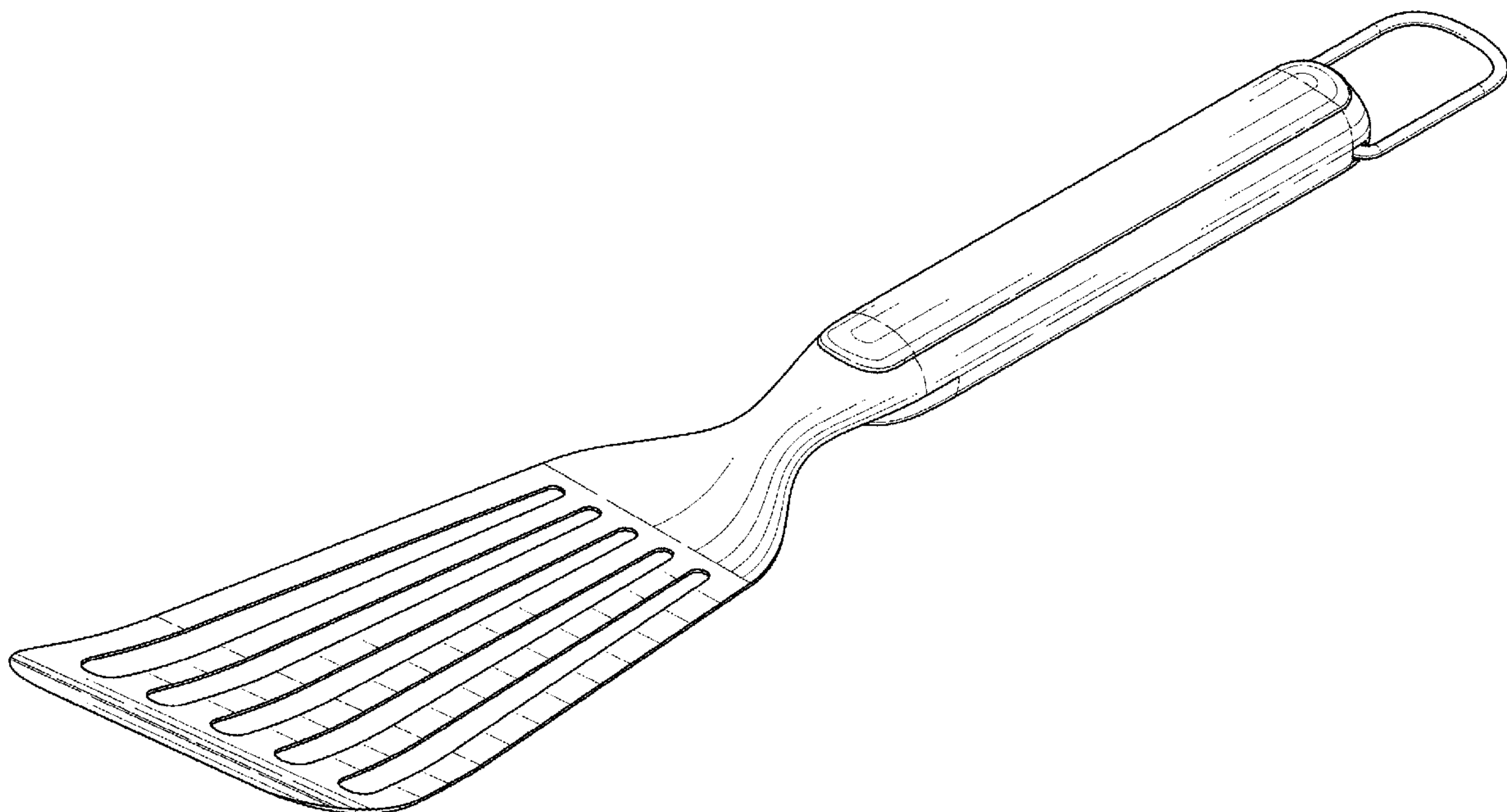
The ornamental design for a turner, as shown and described.

DESCRIPTION

FIG. 1 is a perspective view of a new, original and ornamental design for a turner;
FIG. 2 is a right side elevation view of FIG. 1;
FIG. 3 is a left side elevation view of FIG. 1;
FIG. 4 is a front elevation view of FIG. 1;
FIG. 5 is a rear elevation view of FIG. 1;
FIG. 6 is a top plan view of FIG. 1;
FIG. 7 is a bottom plan view of FIG. 1; and,
FIG. 8 is a cross-sectional view taken along line 8-8 of FIG. 4.

The broken lines in the drawings depict portions of the turner that form no part of the claimed design.

1 Claim, 5 Drawing Sheets



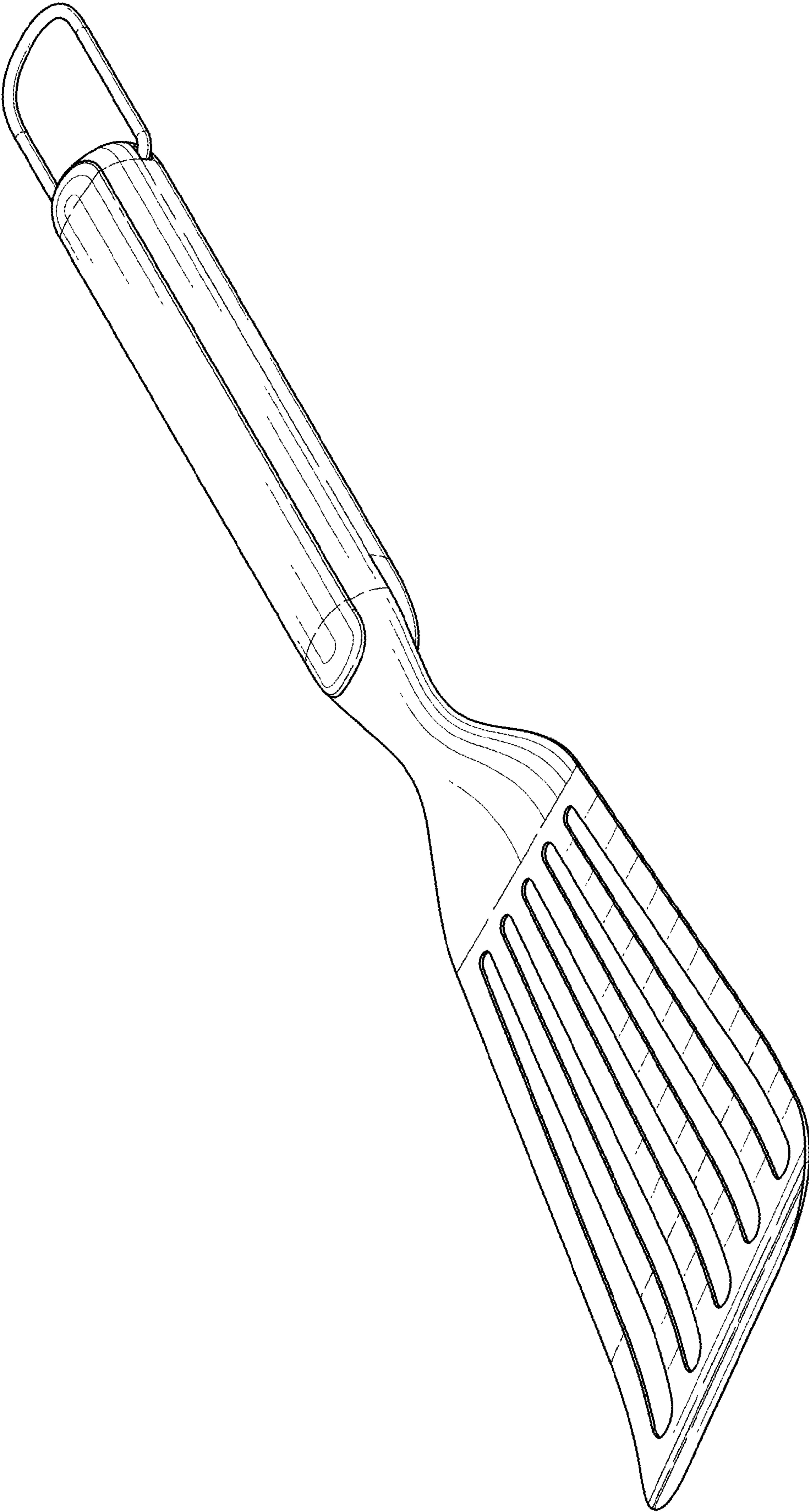


FIG. 1

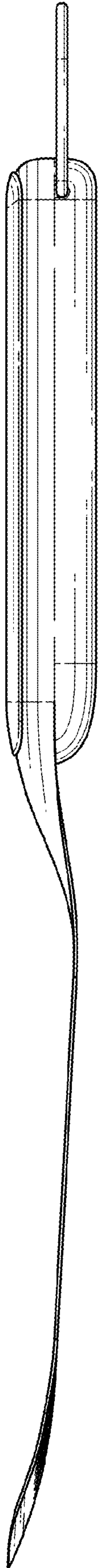


FIG. 2

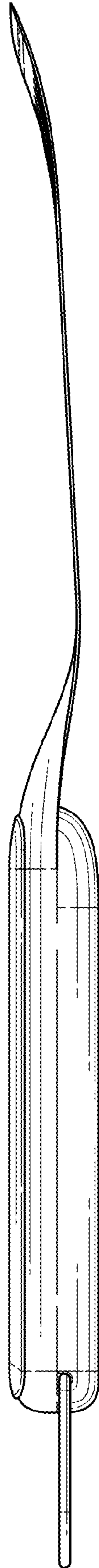


FIG. 3

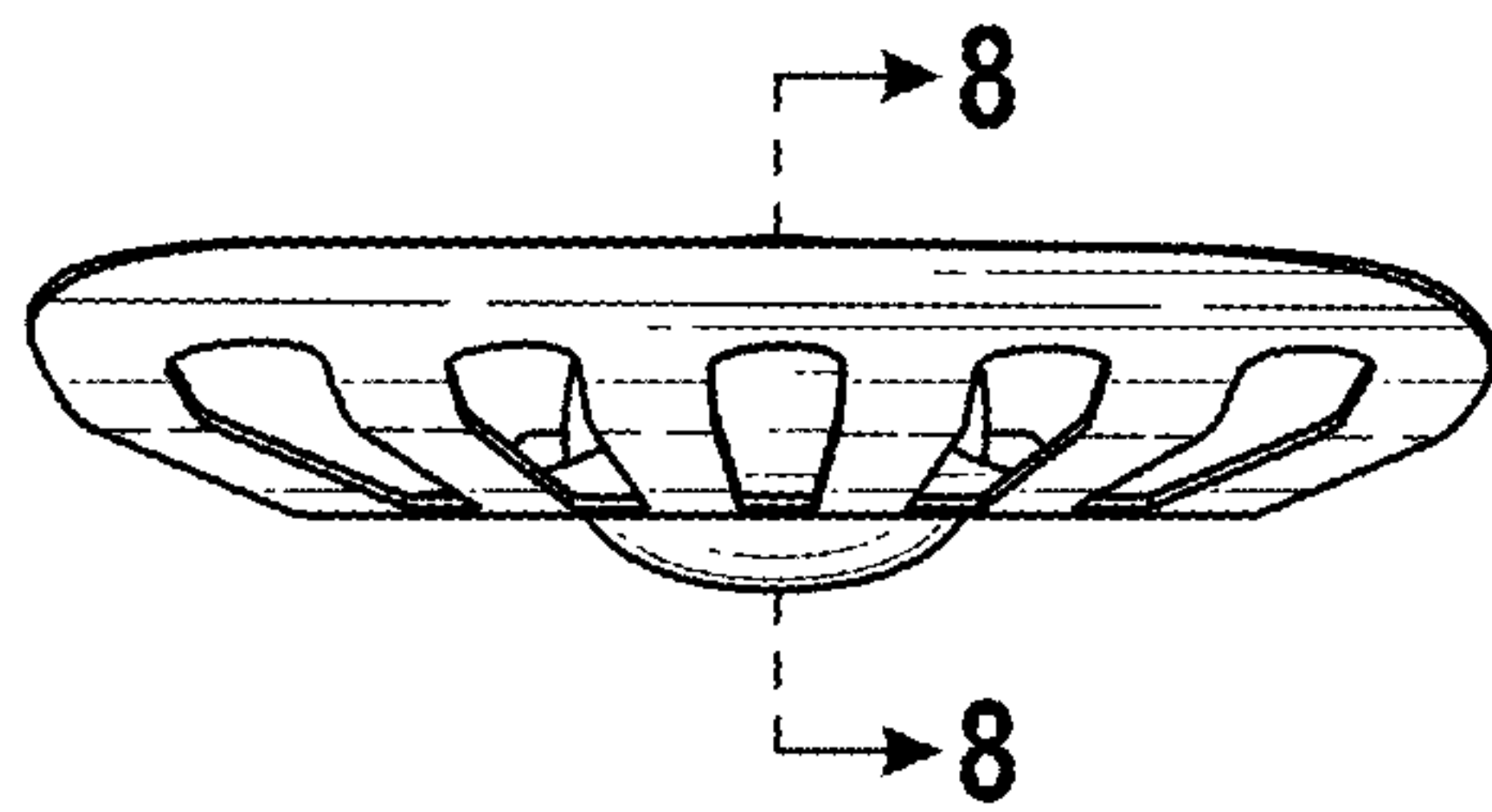


FIG. 4

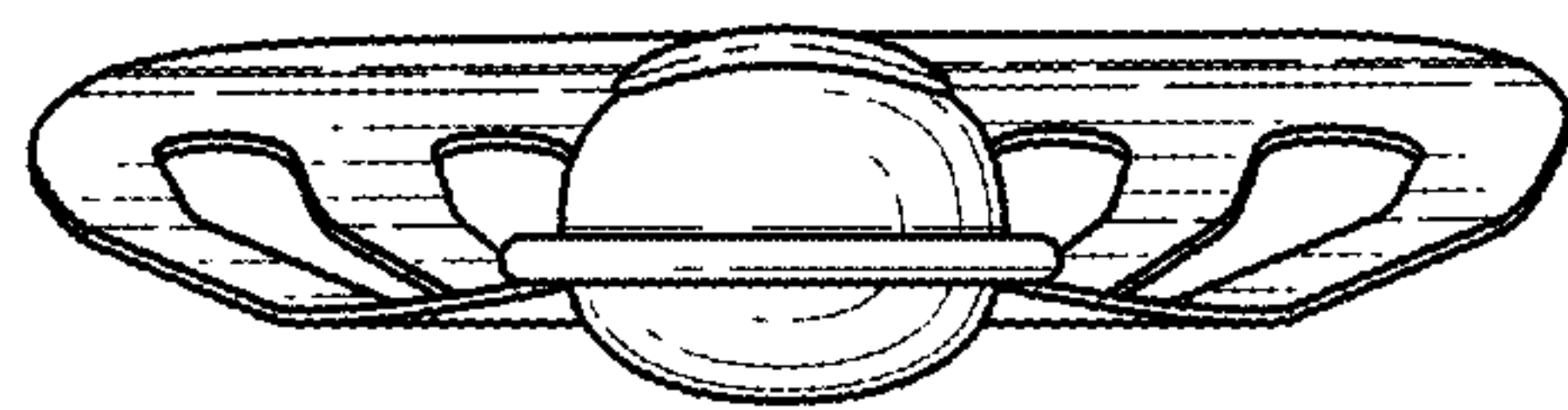


FIG. 5

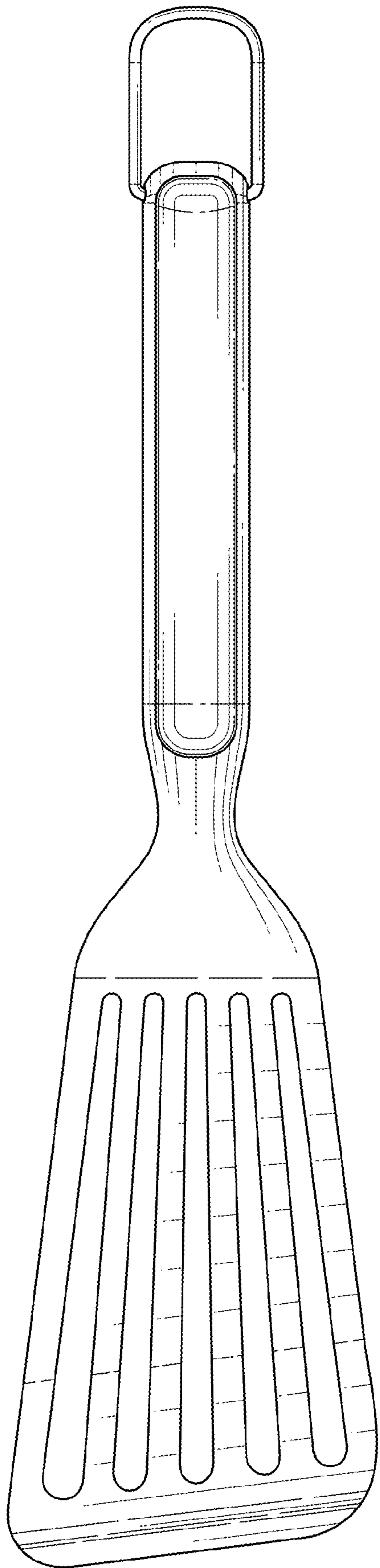


FIG. 6

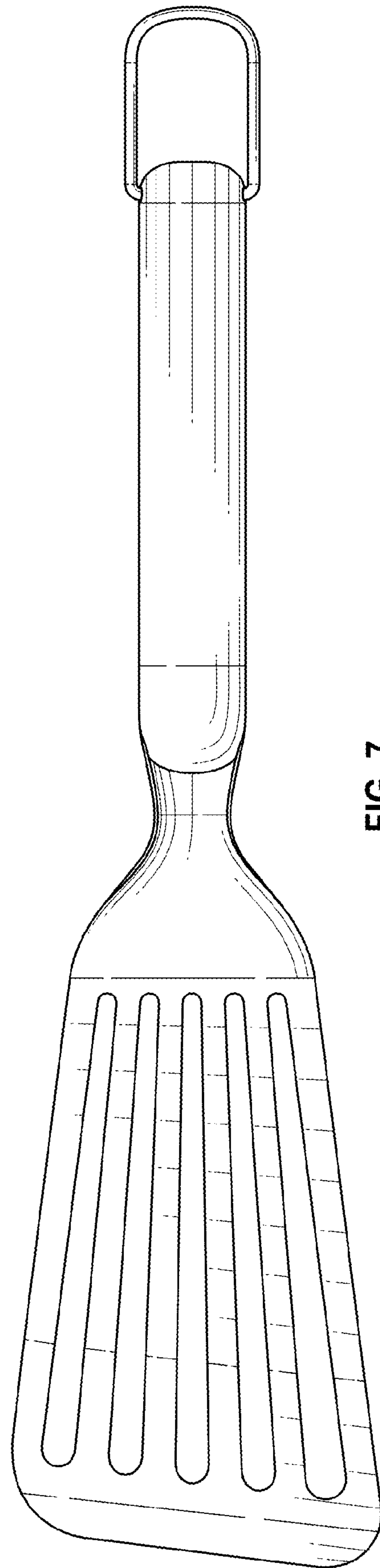


FIG. 7

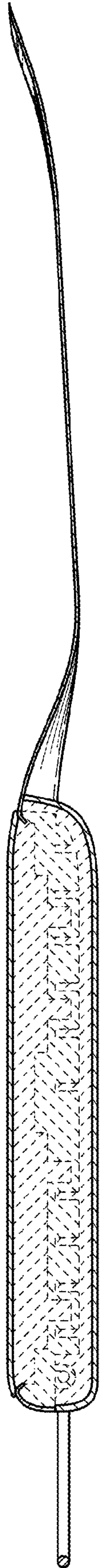


FIG. 8