



US00D931688S

(12) **United States Design Patent**
Wang

(10) **Patent No.:** **US D931,688 S**

(45) **Date of Patent:** **** Sep. 28, 2021**

(54) **MAGNETIC BOTTLE RING**
(71) Applicant: **LIFES EASY CO., LTD.**, Shanghai (CN)
(72) Inventor: **Chao Wang**, Shanghai (CN)
(73) Assignee: **LIFES EASY CO., LTD.**, Shanghai (CN)
(**) Term: **15 Years**
(21) Appl. No.: **29/700,784**
(22) Filed: **Aug. 6, 2019**

4,730,728 A * 3/1988 Larkin A63B 57/00
206/315.9
4,972,964 A * 11/1990 Escalante A47G 23/0241
215/395
5,573,152 A * 11/1996 Arnold B65D 23/003
215/399
D403,958 S * 1/1999 Stepek D9/434
D512,910 S * 12/2005 Haslam D9/434
D626,409 S * 11/2010 Hooley D9/434
D747,198 S * 1/2016 Biswas D9/434
D800,509 S * 10/2017 Rummel D7/622
D806,485 S * 1/2018 Fang D7/622
D861,487 S * 10/2019 Webb D9/455
2015/0164256 A1 * 6/2015 Helton A47G 23/0216
220/738

(30) **Foreign Application Priority Data**

Feb. 13, 2019 (CN) 201930064632.8

(51) **LOC (13) Cl.** **07-06**

(52) **U.S. Cl.**
USPC **D7/619.1**

(58) **Field of Classification Search**
USPC D7/619.1-625; D9/434, 455
CPC A45F 5/00; B65D 23/10; B65D 23/106;
B65D 25/32; B65D 23/003; A61J 9/06;
A47G 23/0266; A47G 23/0258; A47G
23/00; A47G 23/0216; A47G 23/02;
F16G 11/00
See application file for complete search history.

(56) **References Cited**

U.S. PATENT DOCUMENTS

2,781,960 A * 2/1957 Dick A47J 47/16
294/27.1
4,631,783 A * 12/1986 Hayashi F16M 13/00
211/70.6

* cited by examiner

Primary Examiner — Terry A Wallace

(74) *Attorney, Agent, or Firm* — Carter, Deluca & Farrell LLP

(57) **CLAIM**

The ornamental design for a magnetic bottle ring, as shown and described.

DESCRIPTION

FIG. 1 is a front perspective view of a magnetic bottle ring in accordance with the present design;
FIG. 2 is a front elevational view thereof;
FIG. 3 is a rear elevational view thereof;
FIG. 4 is a left side elevational thereof;
FIG. 5 is a right side elevational thereof;
FIG. 6 is a top plan view thereof;
FIG. 7 is a bottom plan view thereof; and,
FIG. 8 is a front perspective view of the magnetic bottle ring in use in accordance with the present design.

1 Claim, 8 Drawing Sheets





FIG. 1




FIG. 2



FIG. 3




FIG. 4




FIG. 5



FIG. 6




FIG. 7



FIG. 8