



US00D931684S

(12) **United States Design Patent** (10) **Patent No.:** **US D931,684 S**
Zeng (45) **Date of Patent:** **** Sep. 28, 2021**

(54) **COFFEE POD HOLDER**
(71) Applicant: **ShenZhen JiaShiGou Trading Company Ltd., Shenzhen (CN)**
(72) Inventor: **Yuting Zeng, Shenzhen (CN)**
(**) Term: **15 Years**
(21) Appl. No.: **29/777,550**
(22) Filed: **Apr. 7, 2021**
(51) **LOC (13) Cl.** **07-99**
(52) **U.S. Cl.**
USPC **D7/600.4**
(58) **Field of Classification Search**
USPC D7/590, 592, 597, 600.1, 600.4, 601, D7/602, 401.1, 701, 707; D24/216, 227
CPC . A47J 47/00; A47J 47/16; A47J 47/20; A47K 1/08; A47B 81/007; A47G 23/02; A47G 23/0208; A47G 23/0241
See application file for complete search history.

D685,614 S * 7/2013 Goodman D7/600.4
D705,618 S * 5/2014 Reid, Jr. D7/701
D713,691 S 9/2014 Sabounjian
D734,867 S * 7/2015 Smeja D24/230
D768,441 S * 10/2016 Rook D7/600.1
D817,105 S * 5/2018 Stuart D7/600.1
D857,463 S * 8/2019 Cavalier D7/611
D883,743 S * 5/2020 Rauch D7/409
D885,139 S * 5/2020 Ackerman D7/600.4
2007/0017884 A1* 1/2007 Yang A47B 73/006
211/74
2013/0099649 A1* 4/2013 Snyder A47J 31/4425
312/348.3
2014/0197061 A1* 7/2014 Meindl, Jr. A47J 31/44
206/433

* cited by examiner

Primary Examiner — Susan E Krakower
Assistant Examiner — Andrew Kerr

(57) **CLAIM**

The ornamental design for a coffee pod holder, as shown and described.

(56) **References Cited**


U.S. PATENT DOCUMENTS

D303,900 S * 10/1989 Ancona D7/600.2
D325,849 S * 5/1992 Melcher D6/682.2
D401,483 S * 11/1998 Porcelli D7/600.2
D408,694 S * 4/1999 Tisdale D7/600.2
D590,183 S * 4/2009 Hensel D6/672
D597,370 S * 8/2009 Watkins D7/354
D620,728 S * 8/2010 Snider A47J 31/44
D7/600.1
D635,405 S * 4/2011 Tiemann A47J 47/16
D7/600.4
D650,636 S * 12/2011 Roth D7/600.1

DESCRIPTION

FIG. 1 is a front and top perspective view of a coffee pod holder, showing my new design;
FIG. 2 is a rear and bottom perspective view thereof;
FIG. 3 is a front elevation view thereof;
FIG. 4 is a rear elevation view thereof;
FIG. 5 is a left side elevation view thereof;
FIG. 6 is a right side elevation view thereof;
FIG. 7 is a top plan view thereof; and,
FIG. 8 is a bottom plan view thereof.

1 Claim, 8 Drawing Sheets






FIG. 1

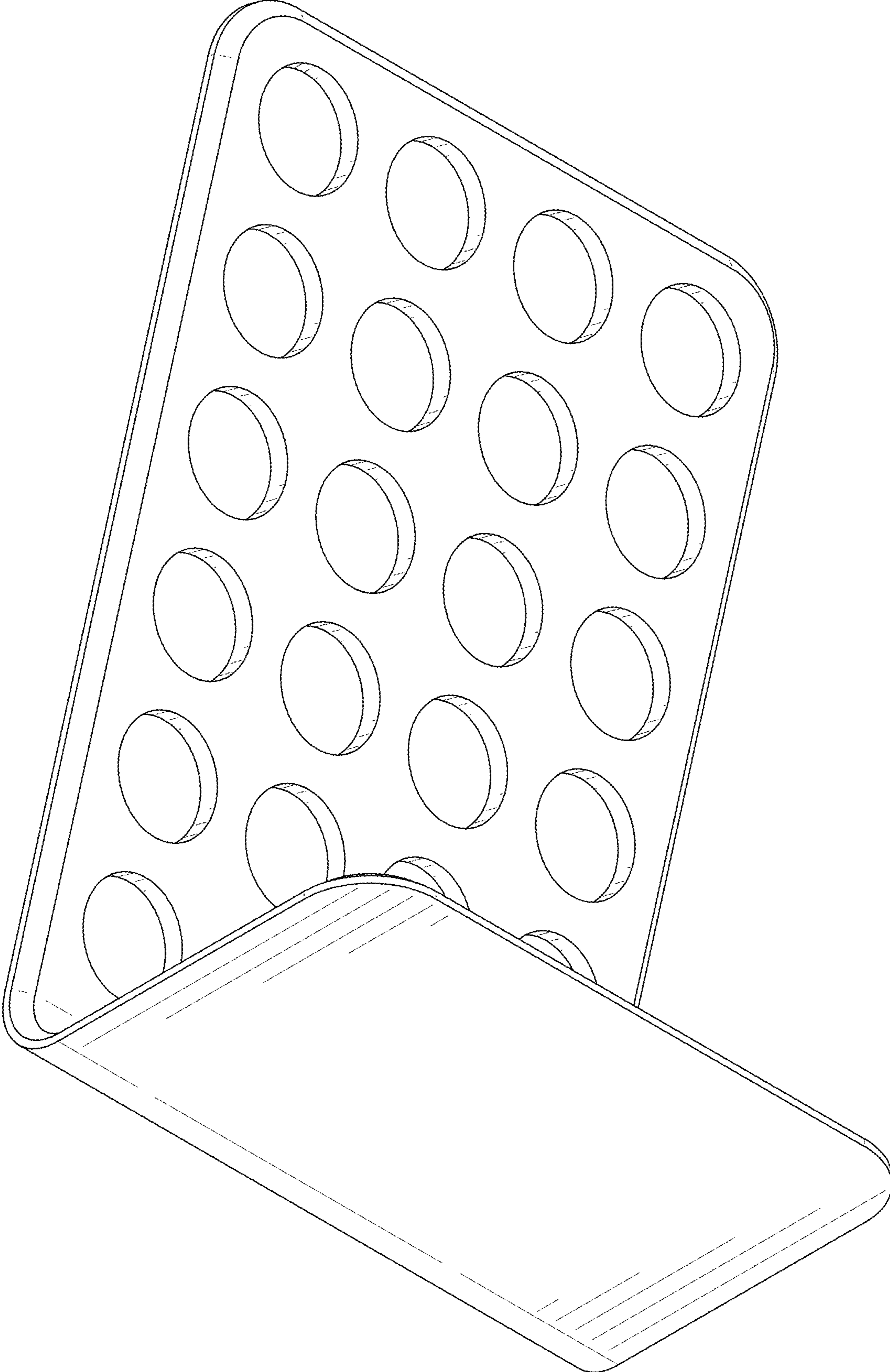


FIG. 2




FIG. 3




FIG. 4

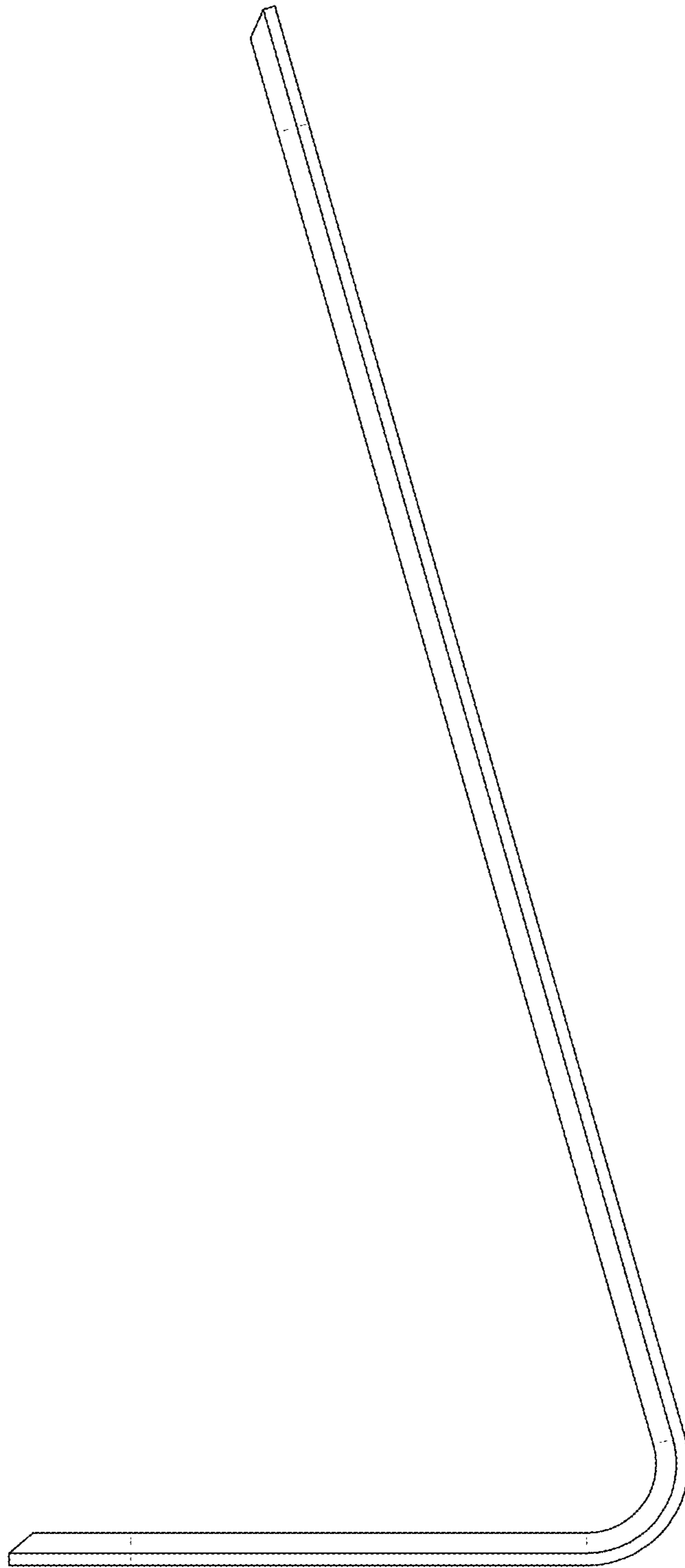


FIG. 5

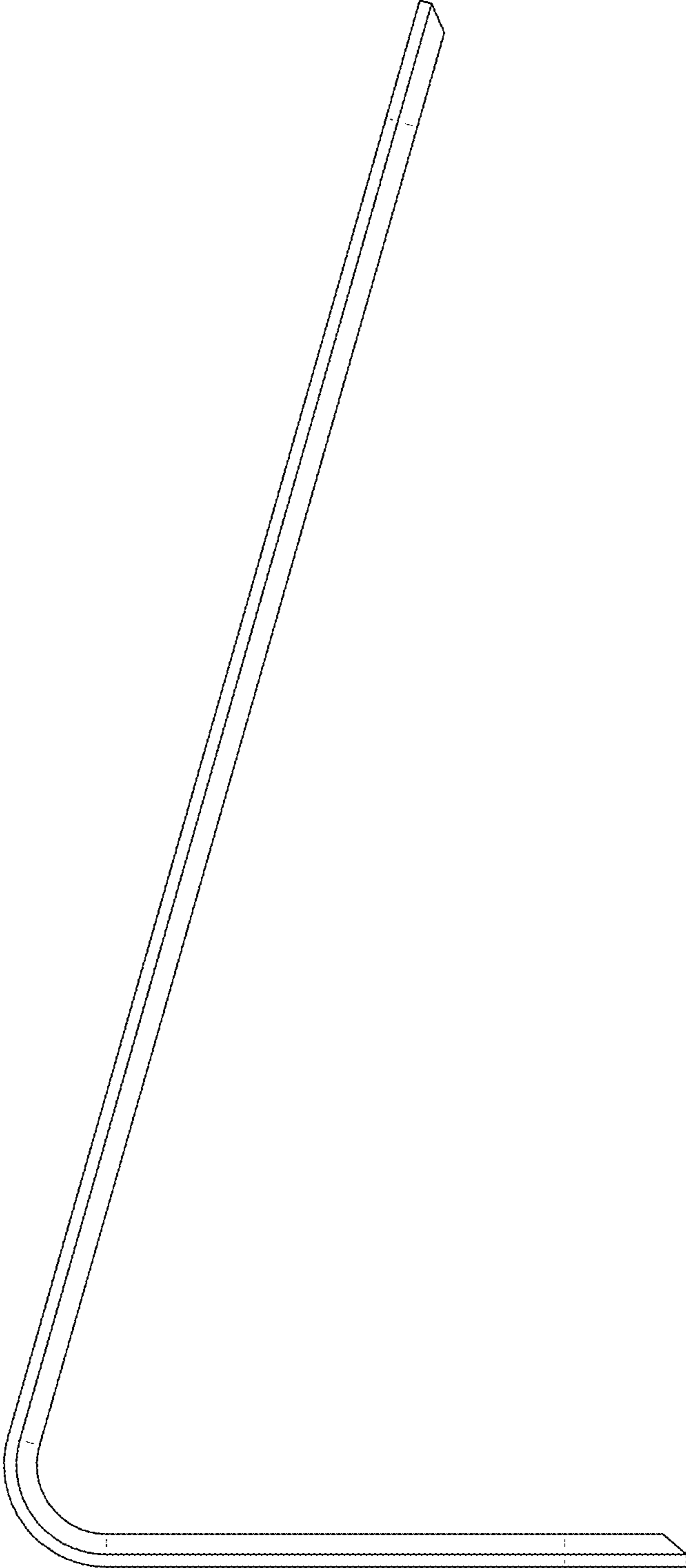


FIG. 6

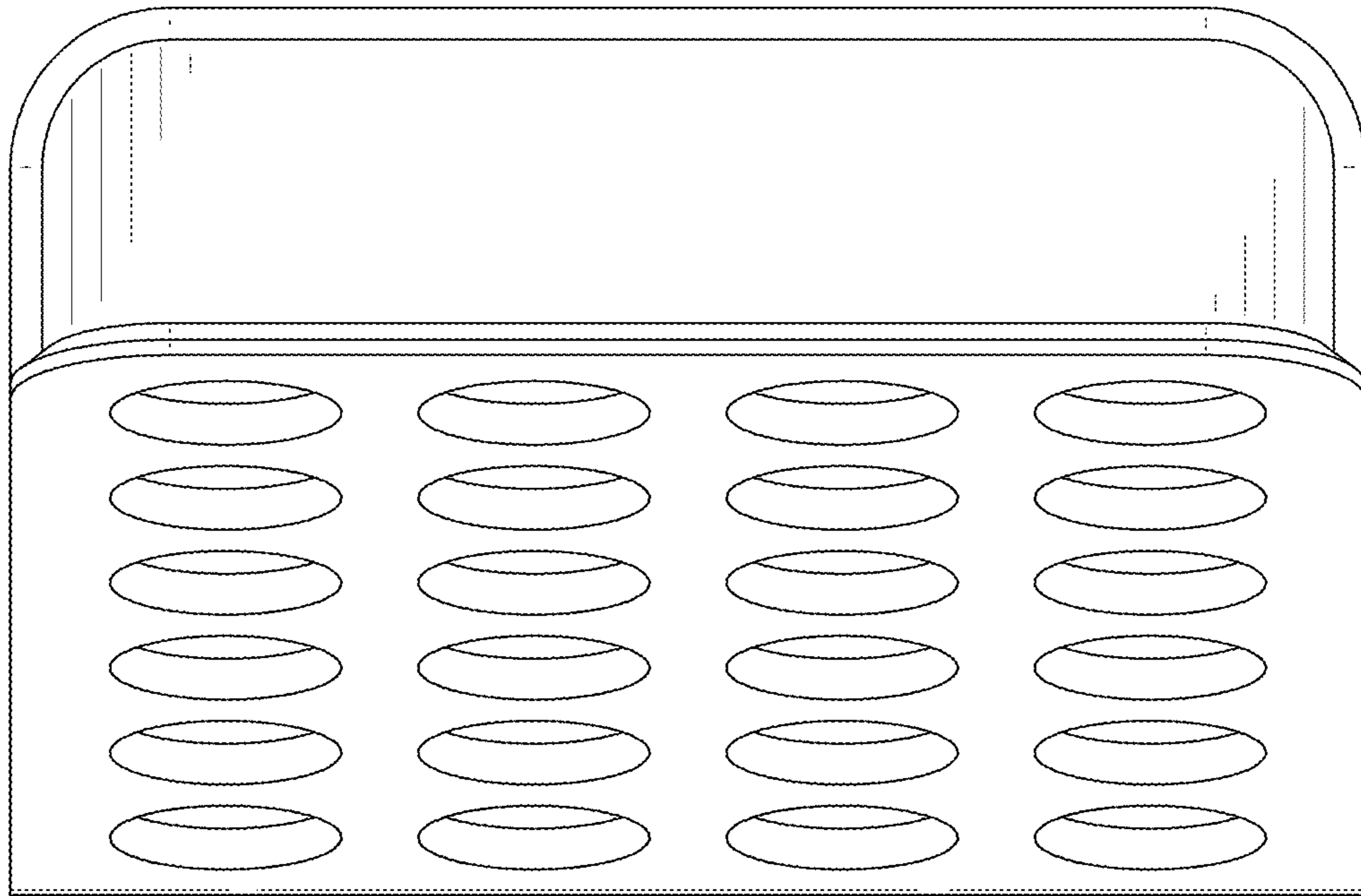


FIG. 7




FIG. 8