



US00D931673S

(12) **United States Design Patent** (10) **Patent No.:** **US D931,673 S**
Shao (45) **Date of Patent:** **** Sep. 28, 2021**

(54) **OVEN**
(71) Applicant: **Yixing MCD Oven Co., Ltd.**, Jiangsu (CN)
(72) Inventor: **Chundie Shao**, Jiangsu (CN)
(**) Term: **15 Years**
(21) Appl. No.: **29/733,575**
(22) Filed: **May 4, 2020**
(51) **LOC (13) Cl.** **07-02**
(52) **U.S. Cl.**
USPC **D7/348**
(58) **Field of Classification Search**
USPC D7/323, 328–330, 332, 334, 337, D7/339–349, 358, 390, 402–406; D8/300–306
CPC ... A21B 2/00; A47J 36/02; A47J 36/06; A47J 37/00; A47J 37/042; A47J 37/06; A47J 37/0611; A47J 37/0704; A47J 37/0754; A47J 37/0786; A47J 37/08; A47J 37/0807; A47J 37/0814; A47J 37/0835; A47J 37/0842; A47J 37/085; A47J 37/0864; A47J 37/0878; A47J 37/0885; A47J 37/0892; F24C 7/00; F24C 7/002; F24C 7/046; F24C 7/067; F24C 15/02; F24C 15/04; F24C 15/10; F24C 15/102
See application file for complete search history.

D615,807 S * 5/2010 Creel D7/358
D642,416 S * 8/2011 Scott D7/332
D668,096 S * 10/2012 Simms, II D7/334
D714,090 S * 9/2014 Harper D7/334
D747,909 S * 1/2016 Simms, II D7/332
D792,733 S * 7/2017 Benson D7/334
D817,090 S * 5/2018 Bogazzi D7/402
10,070,754 B2 * 9/2018 Schlosser A47J 37/0704
D844,362 S * 4/2019 Davis F24B 1/028
D7/334
D857,440 S * 8/2019 DeMars D7/334
10,531,765 B2 * 1/2020 Boyd, Sr. A47J 36/02
10,687,668 B2 * 6/2020 Kohli A47J 37/0786
10,716,434 B2 * 7/2020 Fitzgerald A47J 37/0754
2008/0078374 A1 * 4/2008 Polkinghorn A47J 37/0786
126/194

(Continued)

OTHER PUBLICATIONS

Vision Grills Ceramic Kamado. Date of latest review on Amazon.com Jul. 23, 2014. <https://www.amazon.com/VISION-Grills-Ceramic-Kamado-Compact/dp/B08BF71Z68/ref> (Year: 2014).*

Primary Examiner — Ricky Pham
(74) *Attorney, Agent, or Firm* — Prakash Nama; Global IP Services, PLLC

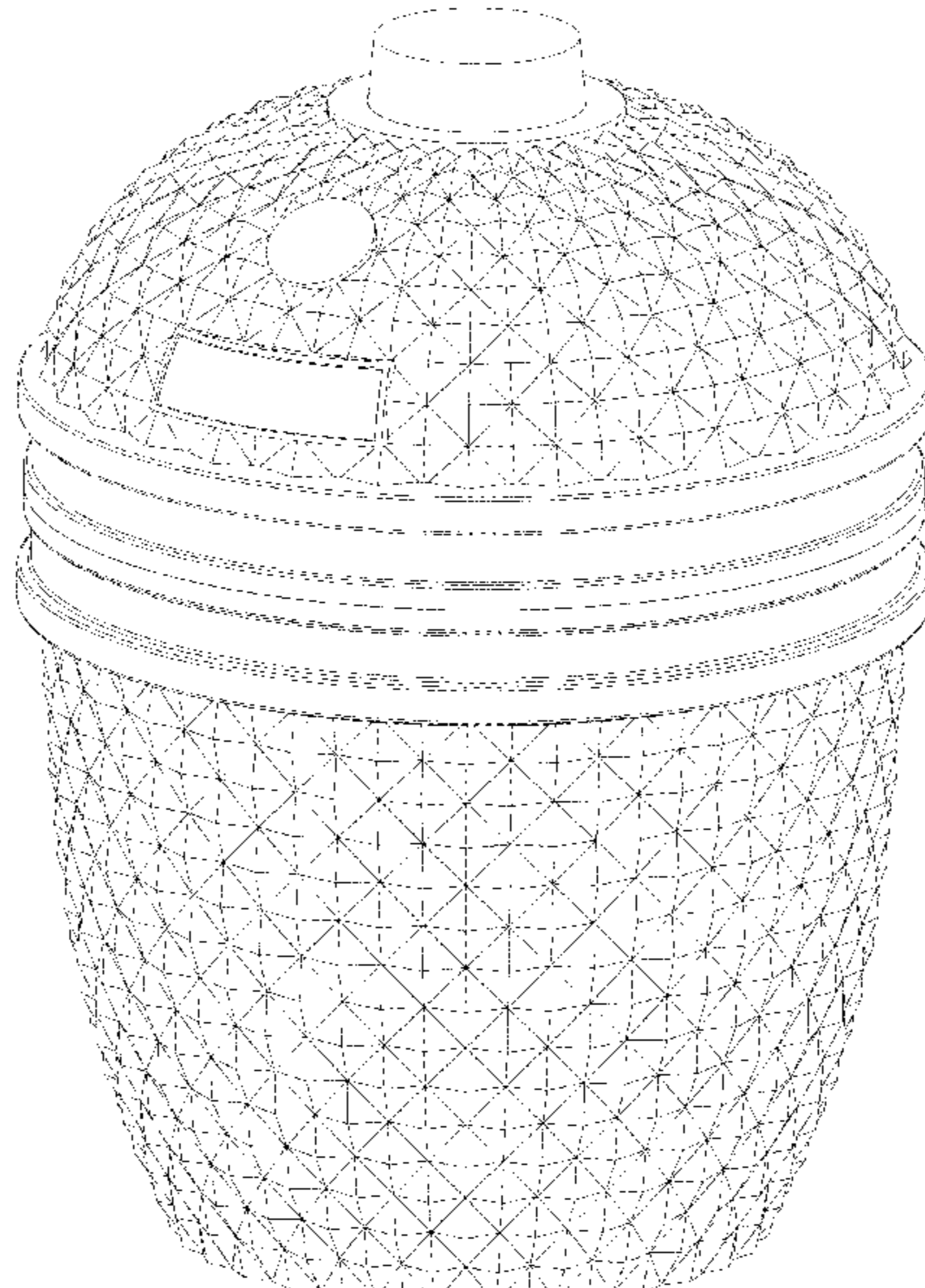
(57) **CLAIM**
The ornamental design for an oven, as shown and described.

DESCRIPTION

FIG. 1 is a front elevational view of an oven showing my new design;
FIG. 2 is a rear elevational view thereof;
FIG. 3 is a left side view thereof;
FIG. 4 is a right side view thereof;
FIG. 5 is a top plan view thereof;
FIG. 6 is a bottom plan view thereof; and,
FIG. 7 is a perspective view thereof.

1 Claim, 7 Drawing Sheets

(56) **References Cited**
U.S. PATENT DOCUMENTS
D201,416 S * 6/1965 Sazegar D7/337
D201,937 S * 8/1965 Johnson D7/337
D219,693 S * 1/1971 Hanh D7/337
5,768,977 A * 6/1998 Parris A47J 37/0704
126/25 R
D420,243 S * 2/2000 Samaras D7/332
D463,196 S * 9/2002 Hsu D7/332



(56)

References Cited

U.S. PATENT DOCUMENTS

2009/0308373 A1* 12/2009 Scott A47J 36/06
126/25 R
2010/0258106 A1* 10/2010 Simms, II A47J 37/0704
126/25 R
2013/0319258 A1* 12/2013 Cleveland A47J 37/042
99/421 R
2016/0135645 A1* 5/2016 Walters A47J 37/0786
126/25 R
2016/0220066 A1* 8/2016 Roberts A47J 37/0786
2017/0367534 A1* 12/2017 Bogazzi A47J 37/0786

* cited by examiner

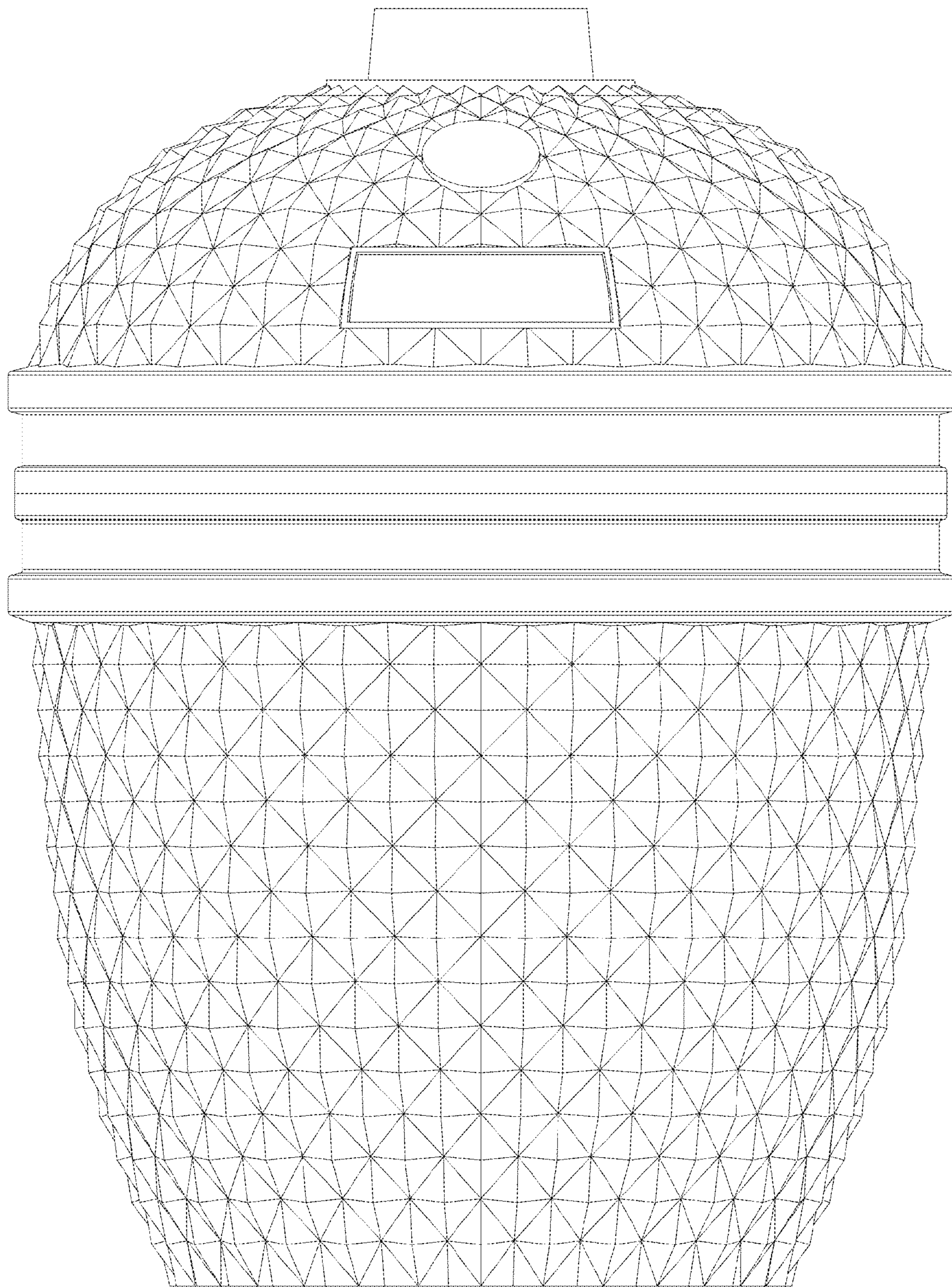


Fig. 1

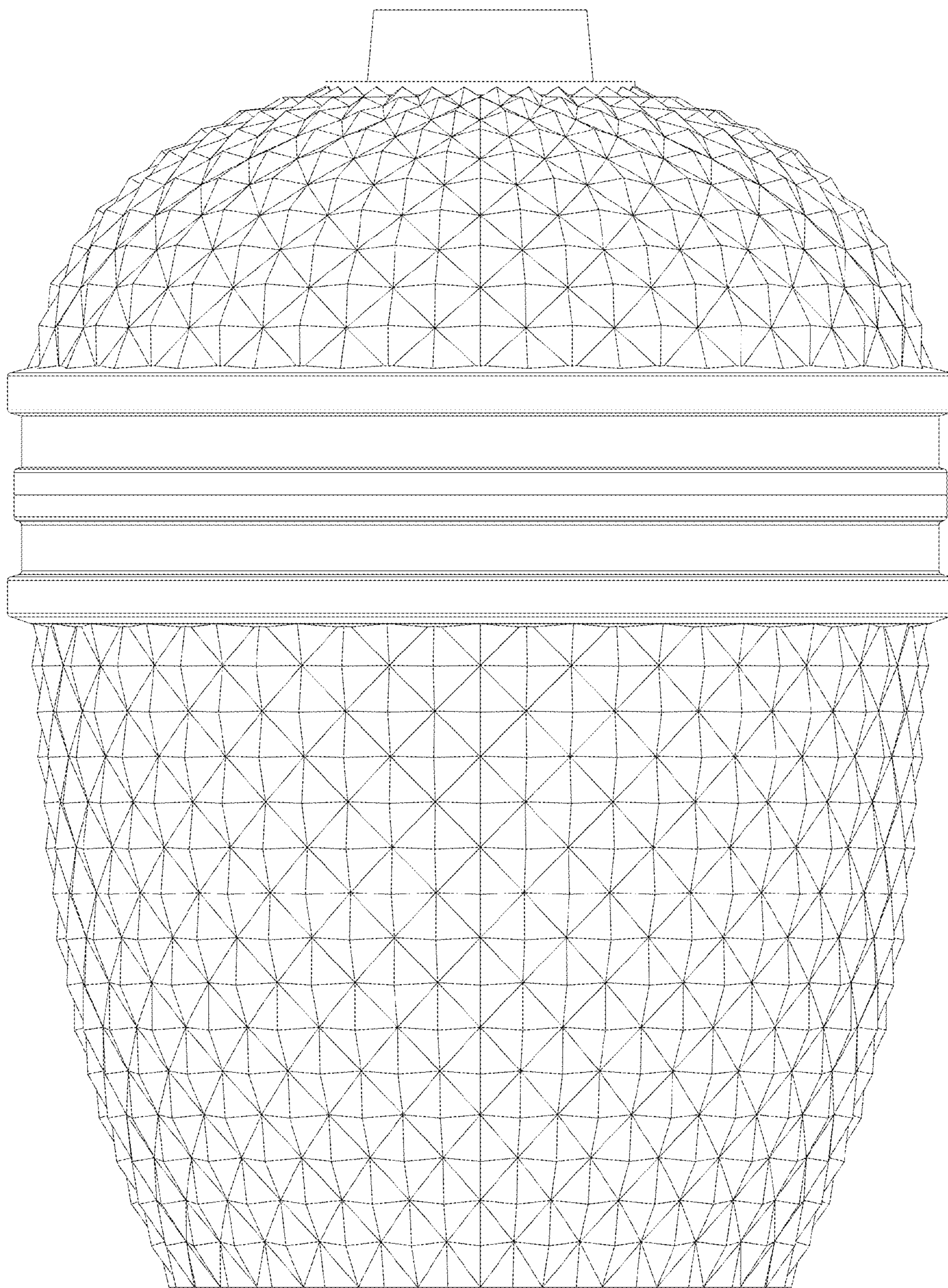


Fig. 2

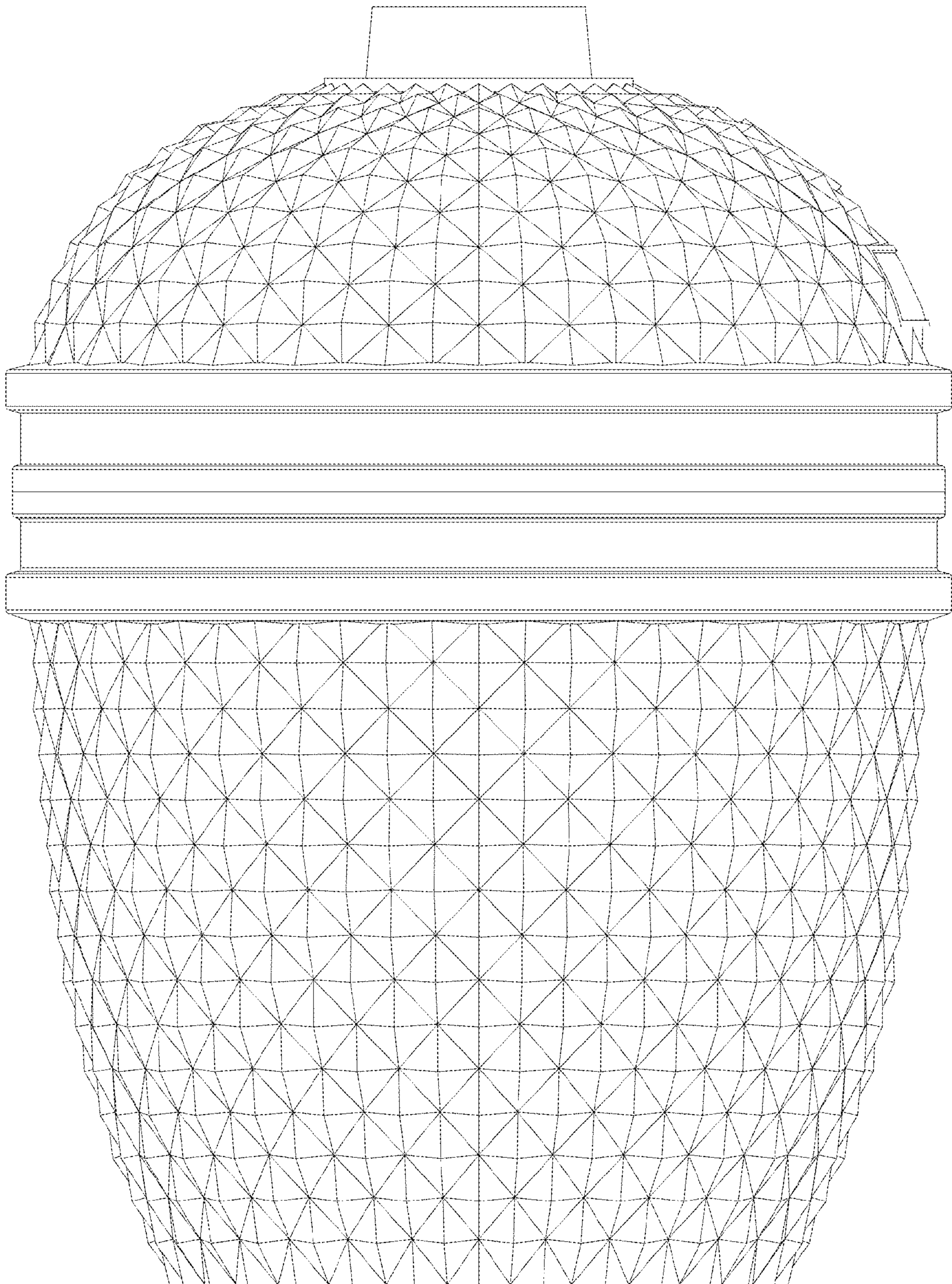


Fig. 3

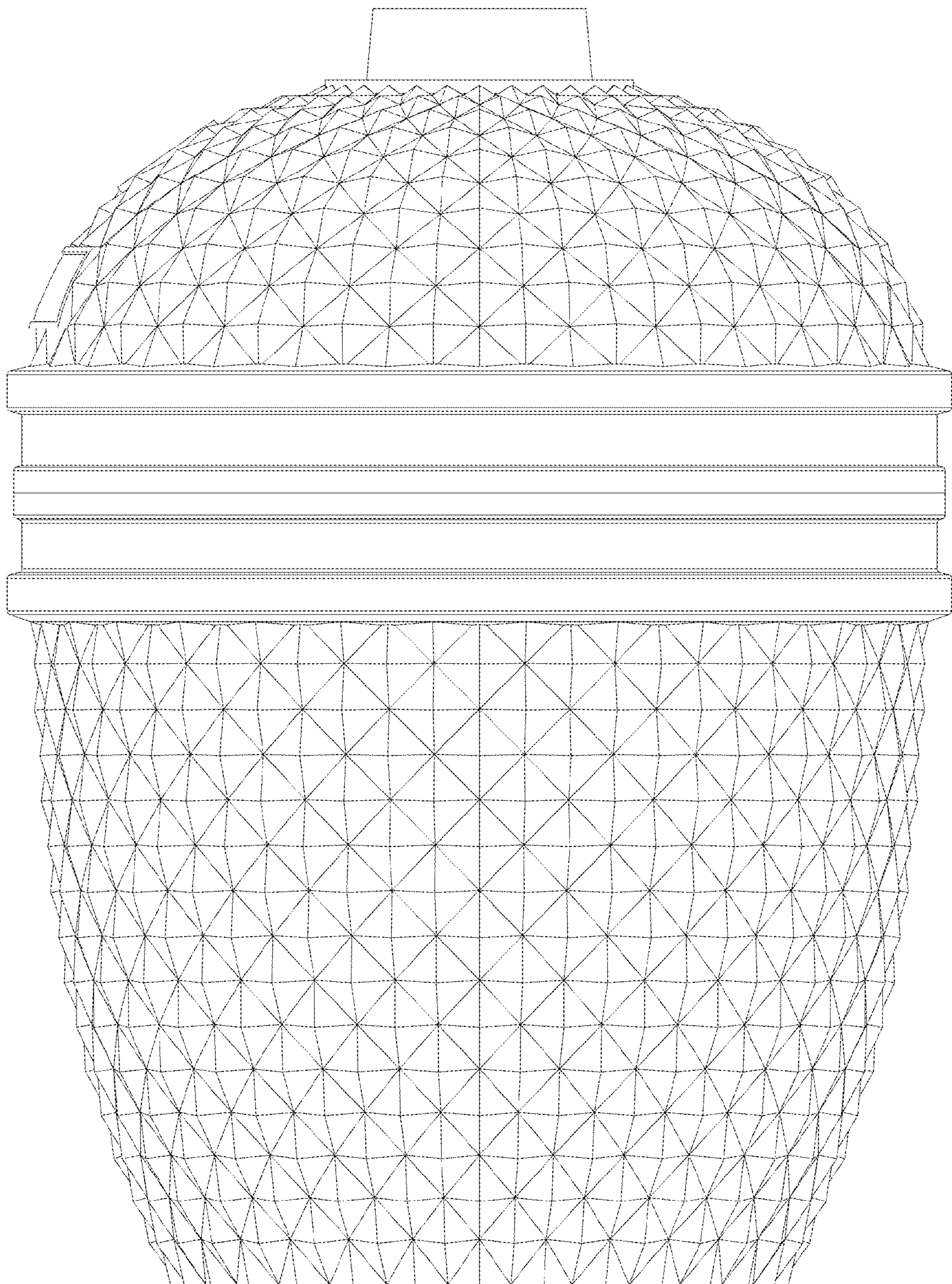


Fig. 4

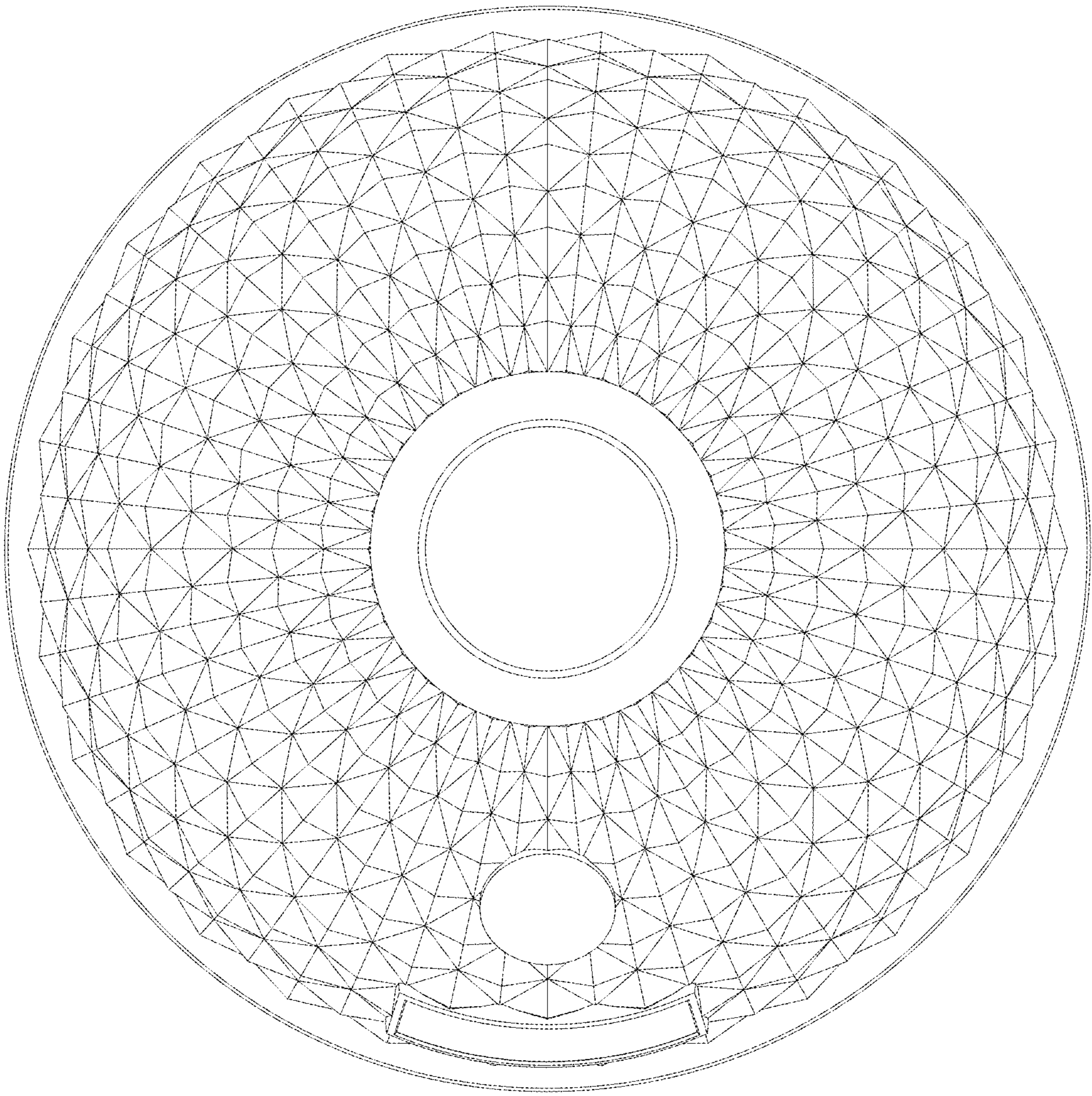


Fig. 5




Fig. 6

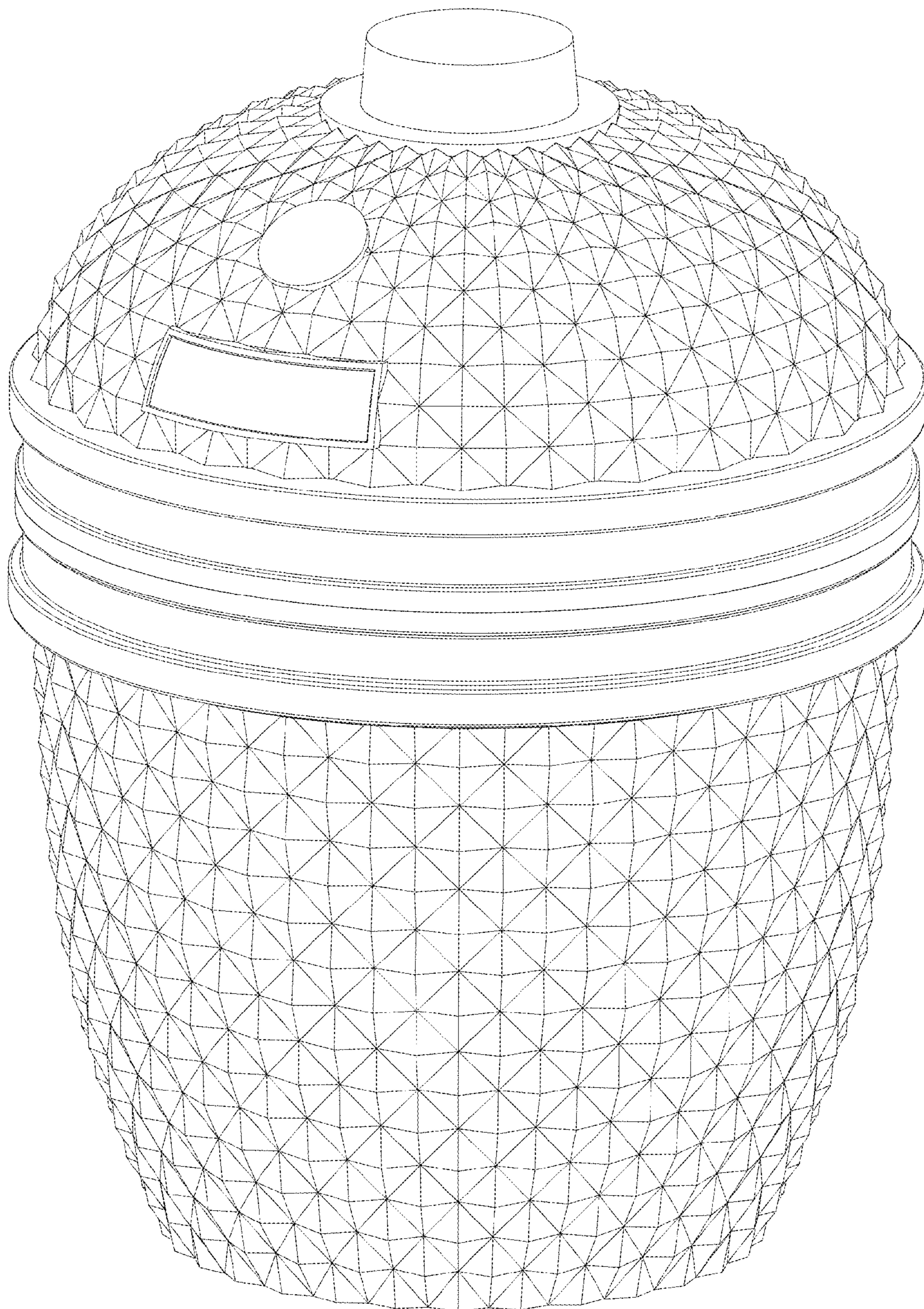


Fig. 7