

US00D931652S

(12) **United States Design Patent** (10) **Patent No.:** **US D931,652 S**
Zhou et al. (45) **Date of Patent:** **** Sep. 28, 2021**

(54) **MATTRESS**

(71) Applicant: **Aukey Technology Co., Ltd**, Shenzhen (CN)

(72) Inventors: **Shengxian Zhou**, Shenzhen (CN); **Qing Wei**, Shenzhen (CN)

(73) Assignee: **Aukey Technology Co., Ltd**, Shenzhen (CN)

(**) Term: **15 Years**

(21) Appl. No.: **29/740,560**

(22) Filed: **Jul. 6, 2020**

(30) **Foreign Application Priority Data**

Jan. 14, 2020 (CN) 202030023123.3

(51) **LOC (13) Cl.** **06-09**

(52) **U.S. Cl.**
USPC **D6/605**

(58) **Field of Classification Search**
USPC D6/582-583, 587-592, 595-609,
D6/617-622; D21/803-809; D24/183
CPC A47G 9/00; A47G 2009/001; A47G
2009/002; A47G 2009/003; A47G
2009/005; A47G 2009/006; A47G 9/02;
A47G 9/0207; A47G 9/0215; A47G
9/0223; A47G 9/023; A47G 9/0238;
A47G 9/0246; A47G 9/0253; A47G
9/0261; A47G 9/06; A47G 9/062; A47G
9/066; A47G 9/068; A47G 9/08; A47G
2009/0276; A47G 9/0284; A47G 9/0292;
A47G 9/04; A47G 9/10

See application file for complete search history.

(56) **References Cited**

U.S. PATENT DOCUMENTS

D266,470 S *	10/1982	Gammons	D24/184
D336,400 S *	6/1993	Mitchell	5/736
D356,917 S *	4/1995	Marshburn	D5/52
D414,365 S *	9/1999	Hsu	D6/596
D597,779 S *	8/2009	Hoyle	D6/608
D691,831 S *	10/2013	Jorgensen	D6/605
D705,580 S *	5/2014	Jorgensen	D6/605
D867,022 S *	11/2019	Ross	D6/603
D878,805 S *	3/2020	Burriss	D6/596
D897,728 S *	10/2020	Burriss	D6/596
D898,462 S *	10/2020	Tan	D6/604
D898,463 S *	10/2020	Pennington	D6/605

* cited by examiner

Primary Examiner — Jennifer L Rempfer

(74) *Attorney, Agent, or Firm* — Westbridge IP LLC

(57) **CLAIM**

The ornamental design for a mattress, as shown and described.

DESCRIPTION

FIG. 1 is a front elevational view of a mattress showing our new design;
FIG. 2 is a rear elevational view thereof;
FIG. 3 is a left side view thereof;
FIG. 4 is a right side view thereof;
FIG. 5 is a top plan view thereof;
FIG. 6 is a bottom plan view thereof; and,
FIG. 7 is a front perspective view thereof.

1 Claim, 7 Drawing Sheets

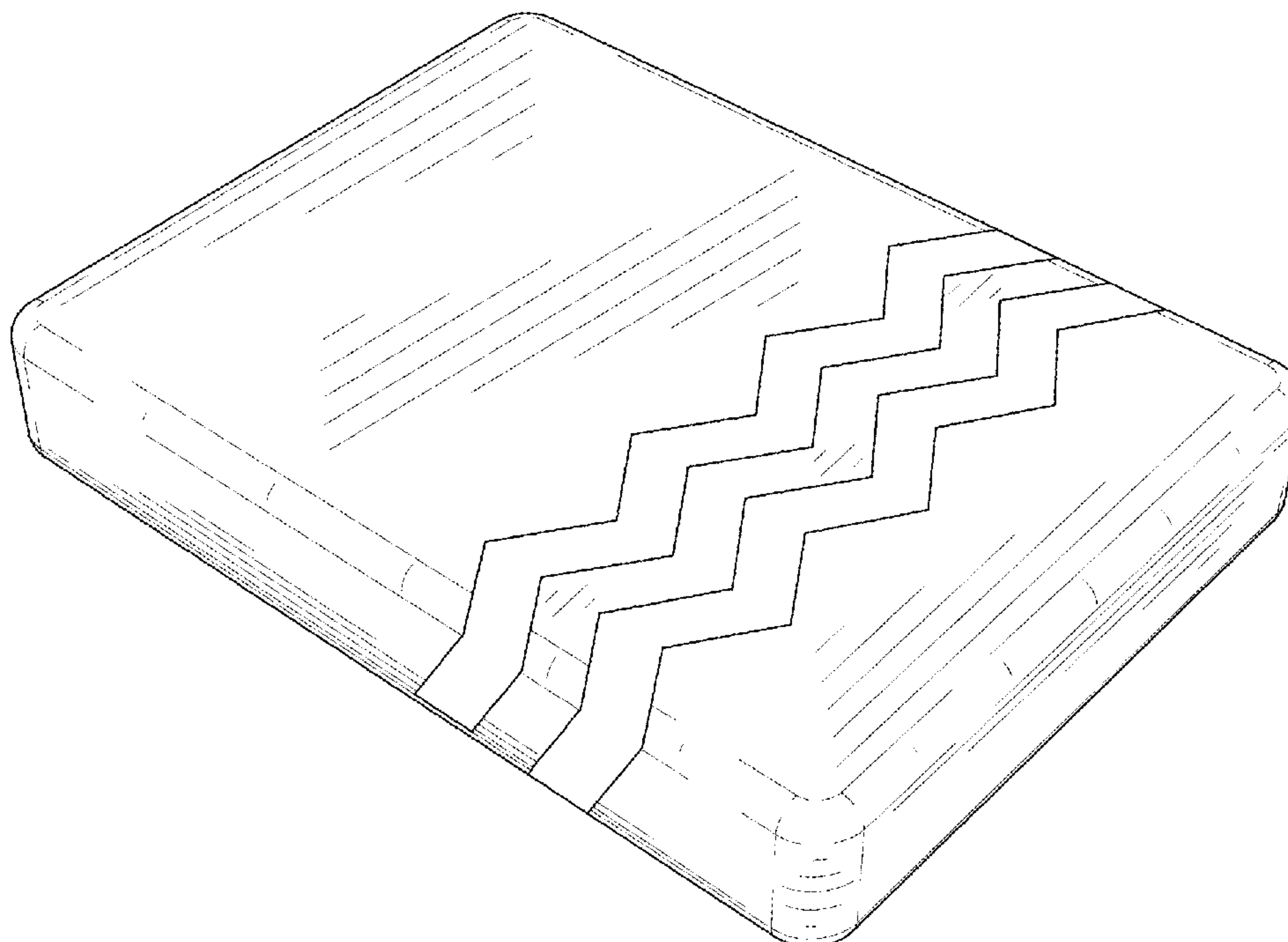




FIG.1




FIG. 2

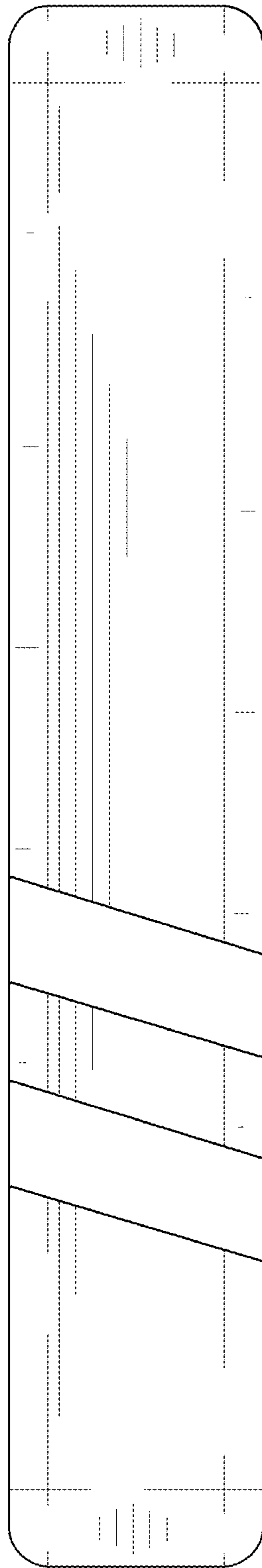


FIG. 3

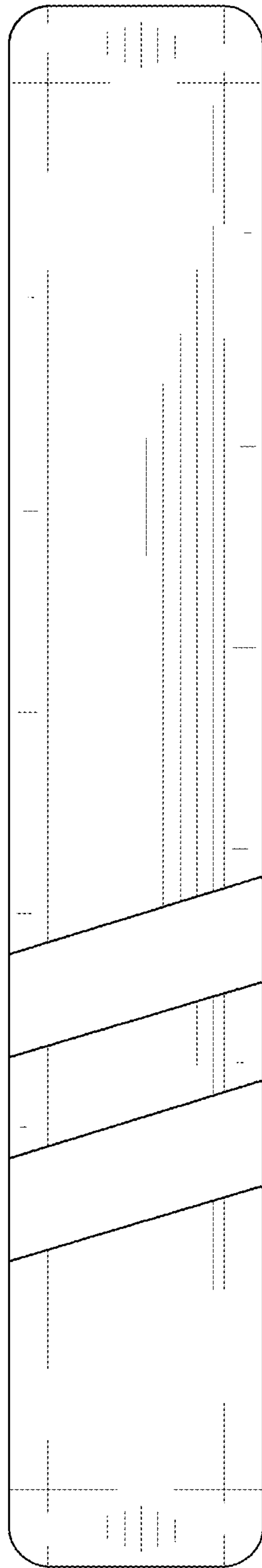


FIG. 4

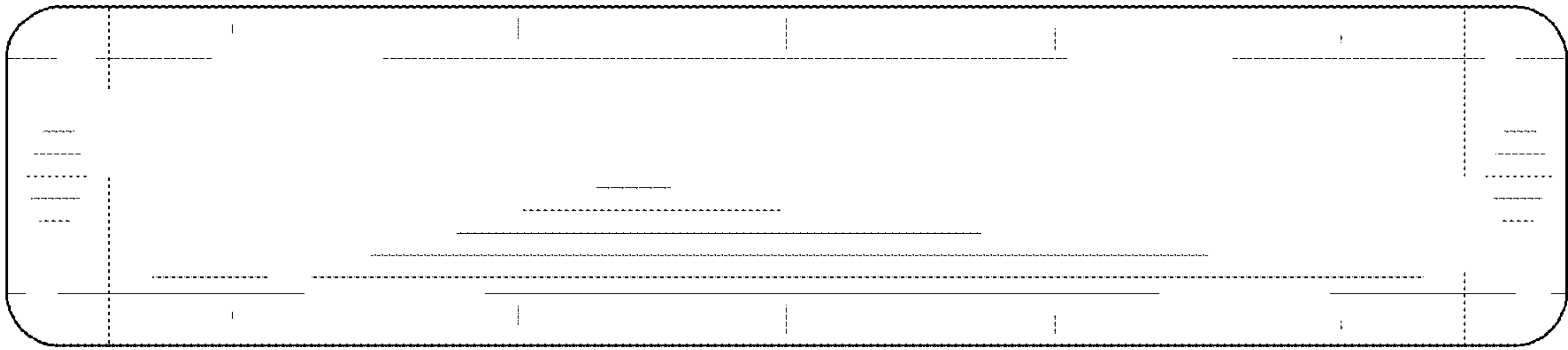


FIG. 5

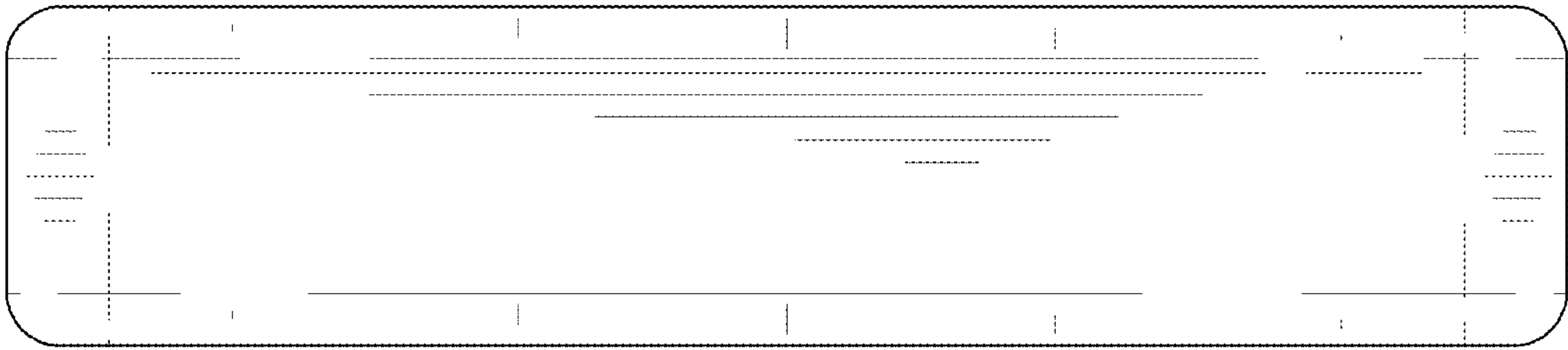


FIG. 6

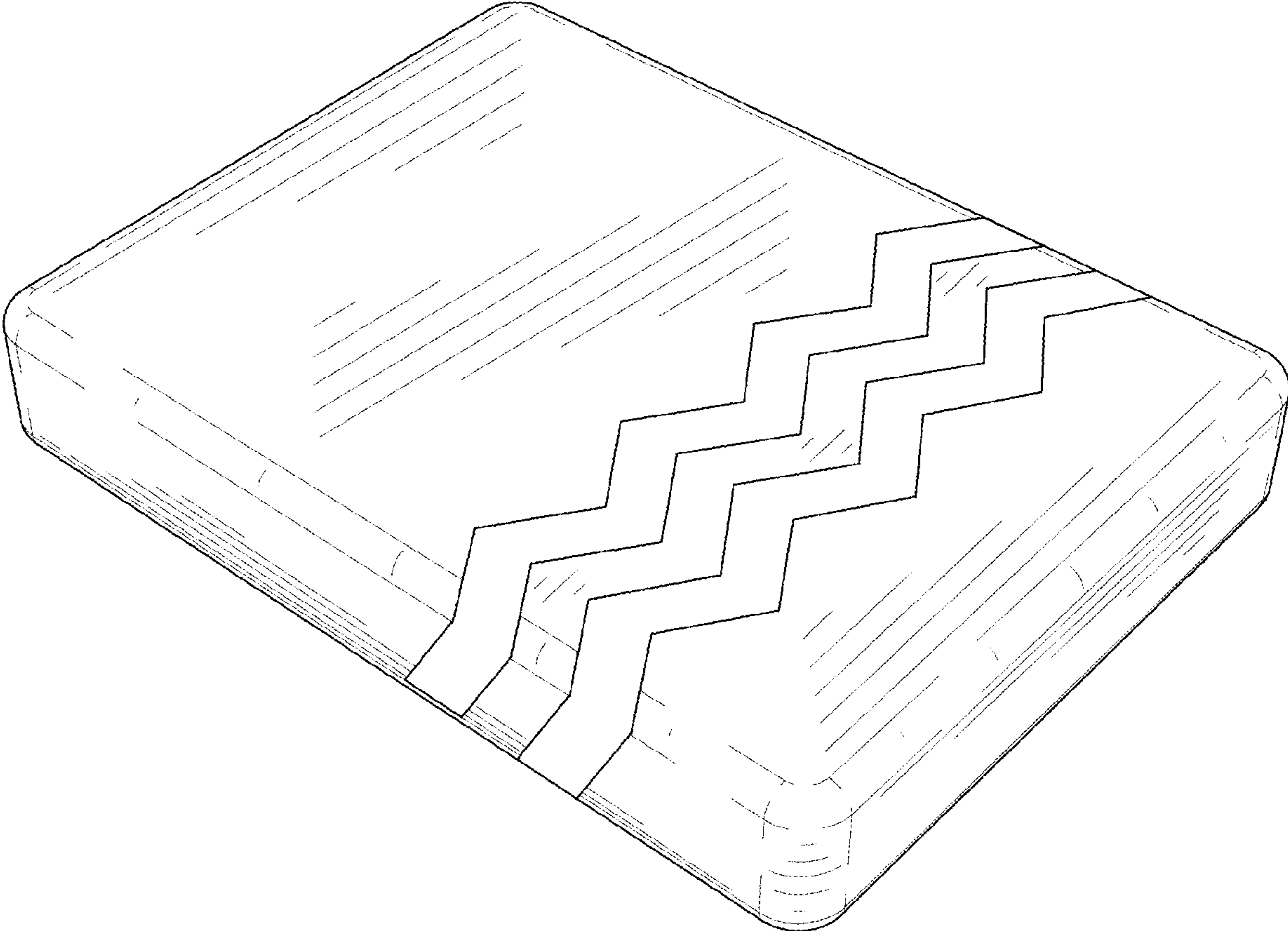


FIG. 7