



US00D931646S

(12) **United States Design Patent** (10) **Patent No.:** **US D931,646 S**
Tran (45) **Date of Patent:** **** Sep. 28, 2021**

(54) **CHAIR**
(71) Applicant: **Minh Dat Duy Tran**, Huntington Beach, CA (US)
(72) Inventor: **Minh Dat Duy Tran**, Huntington Beach, CA (US)
(73) Assignee: **PLASCENE, INC.**, Oxnard, CA (US)
(**) Term: **15 Years**
(21) Appl. No.: **29/739,512**
(22) Filed: **Jun. 25, 2020**
(51) **LOC (13) Cl.** **06-01**
(52) **U.S. Cl.**
USPC **D6/379**
(58) **Field of Classification Search**
USPC D6/333, 334, 341, 348, 349, 350, 352, D6/353, 360, 364, 369, 370, 371, 373, D6/374, 375, 376, 377, 379, 380, 390, D6/677, 692, 700, 708, 708.16, 716; D16/237; D21/412, 419, 521
CPC A47C 1/124; A47C 3/34; A47C 4/028; A47C 4/02; A47C 5/12; A47C 5/125; A47C 7/506; A47C 9/007; A47C 13/005; A47C 13/023; A47C 31/113; A47C 31/02; A47C 5/06; A47C 5/08; B60R 2/0284; B60R 2/062; B60R 22/001; B60R 22/24; B60R 22/28; B60R 22/58; B60R 22/64; B60R 22/68; B60R 22/80; B60R 22/99; B60R 22/245; B60R 22/643; B60R 22/646; B60R 22/665; B60R 22/686; B60R 22/688; B60R 22/803; B60R 22/986; B60R 22/914; B60R 22/995
See application file for complete search history.

D234,240 S * 2/1975 Noda et al. D6/379
D235,496 S * 6/1975 Noda et al. D6/379
D270,214 S * 8/1983 Kirkpatrick D6/379
D278,104 S * 3/1985 Dunbar D6/379
4,545,615 A * 10/1985 Kane A47C 5/06
297/287
D337,449 S * 7/1993 Bertoldi D6/379
D364,750 S * 12/1995 Alorda Escalona D6/379
D640,067 S * 6/2011 Weimer D6/379
D718,068 S * 11/2014 Ye D6/376
D724,859 S * 3/2015 Young D6/379
D765,435 S * 9/2016 Hayon D6/376
D816,365 S * 5/2018 de Oliveira Pires Junior
D6/379
D819,355 S * 6/2018 Dondoli D6/376
D834,845 S * 12/2018 Starck D6/369
D843,126 S * 3/2019 Norguet D6/376
D888,456 S * 6/2020 Koopthavonrerck D6/379
D901,204 S * 11/2020 Starck D6/376

* cited by examiner

Primary Examiner — Kevin K Rudzinski
Assistant Examiner — Paul D Bohannon
(74) *Attorney, Agent, or Firm* — Cohen IP Law Group, P.C.; Michael N. Cohen

(57) **CLAIM**


The ornamental design for a chair, as shown and described.

DESCRIPTION

FIG. 1 : Front Perspective View;
FIG. 2 : Rear Perspective View;
FIG. 3 : Front View;
FIG. 4 : Rear View;
FIG. 5 : Left Side View;
FIG. 6 : Right Side View; and,
FIG. 7 : Top View.

(56) **References Cited**
U.S. PATENT DOCUMENTS
D178,608 S * 8/1956 Larsen D6/379
D184,820 S * 4/1959 Langhjem D6/379

1 Claim, 7 Drawing Sheets






FIG. 1

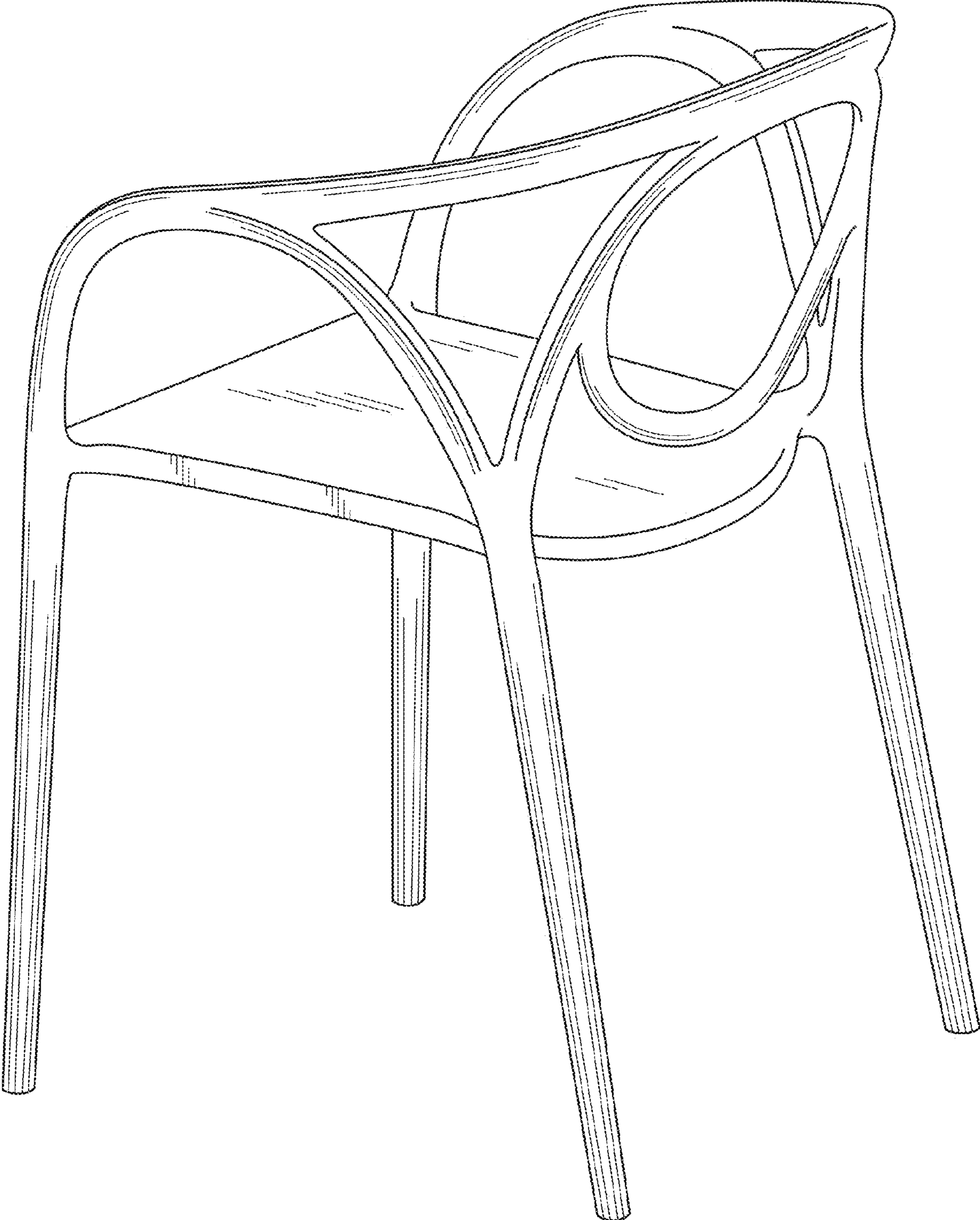


FIG. 2

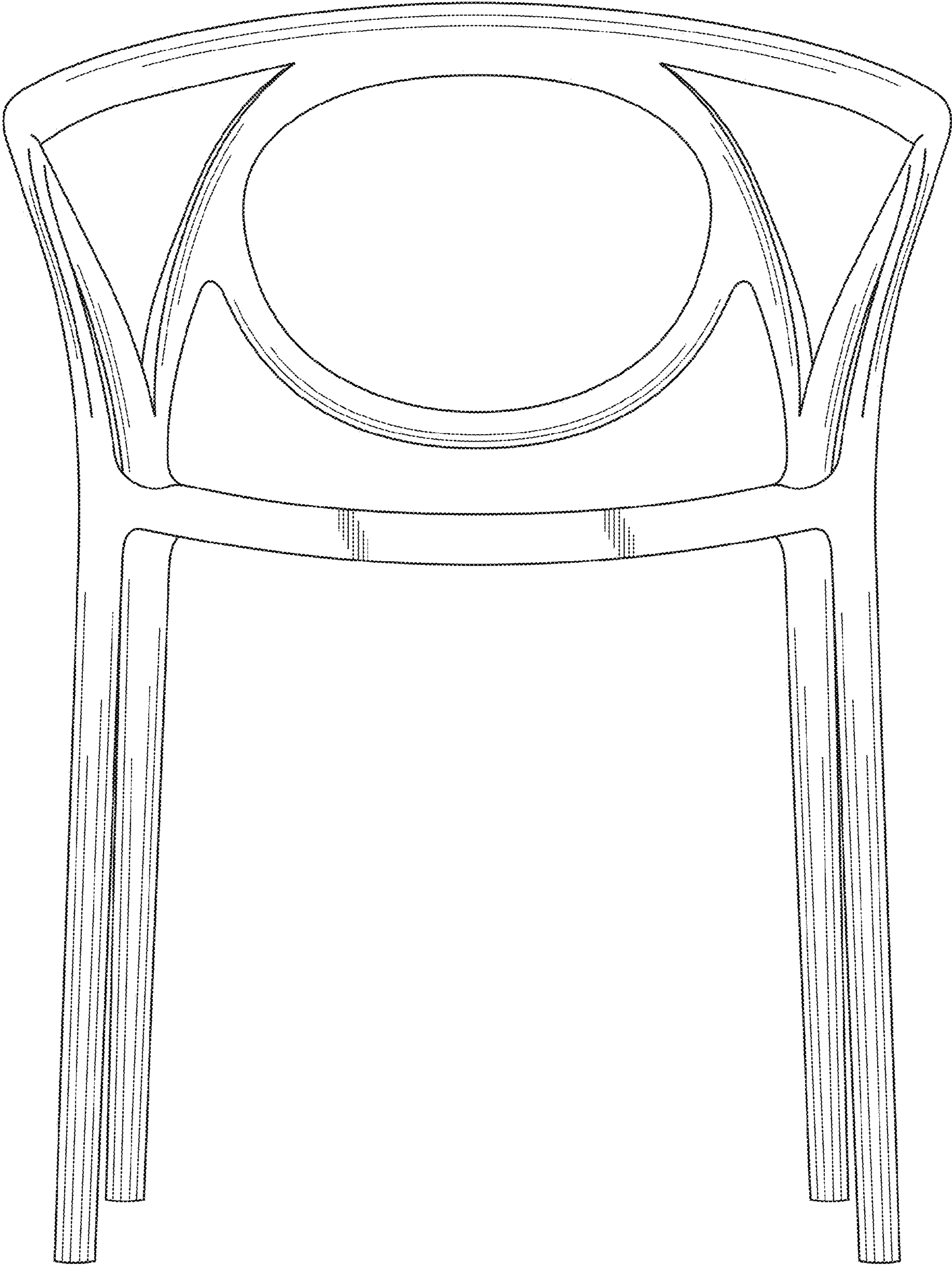


FIG. 3

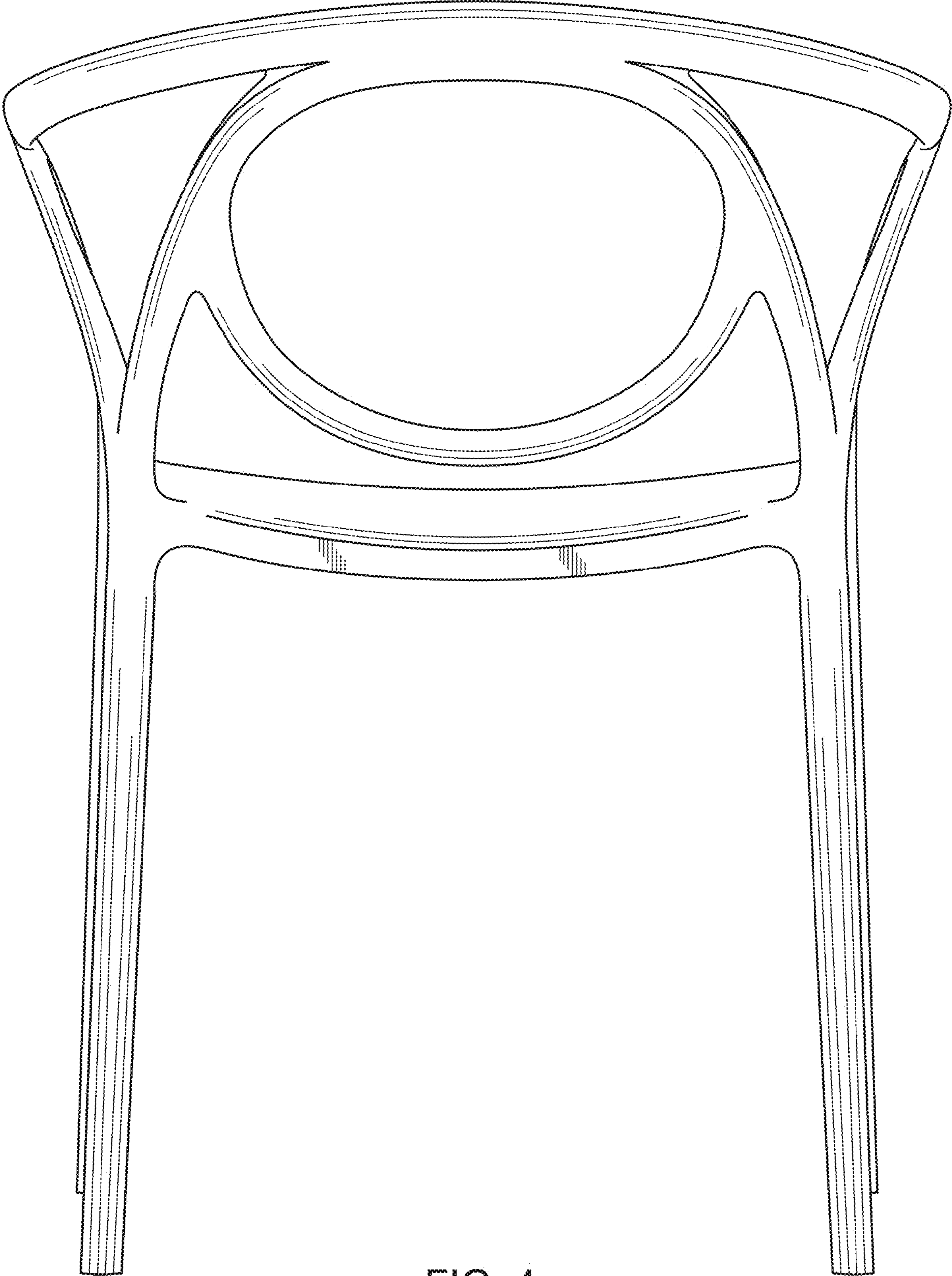


FIG. 4

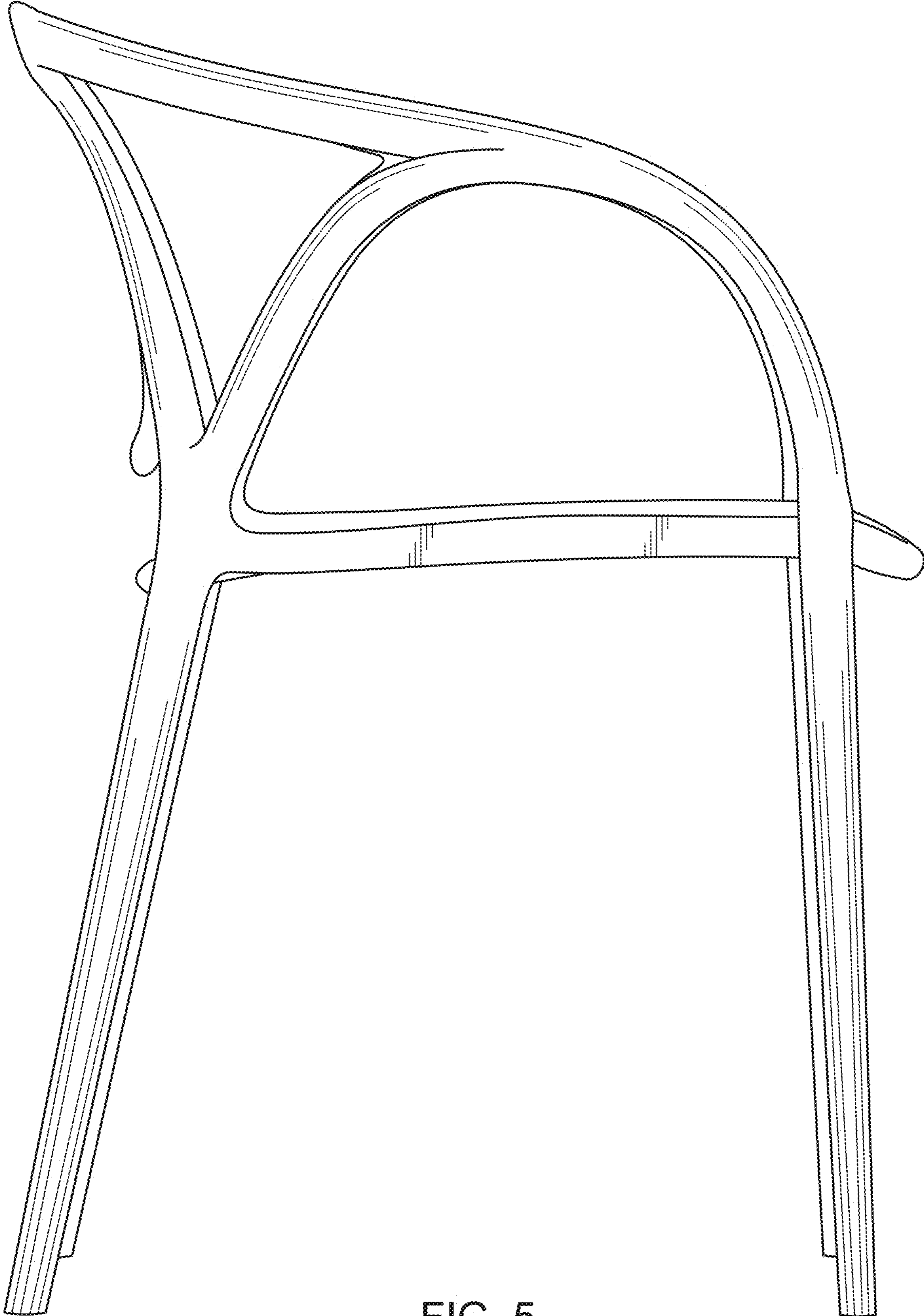


FIG. 5

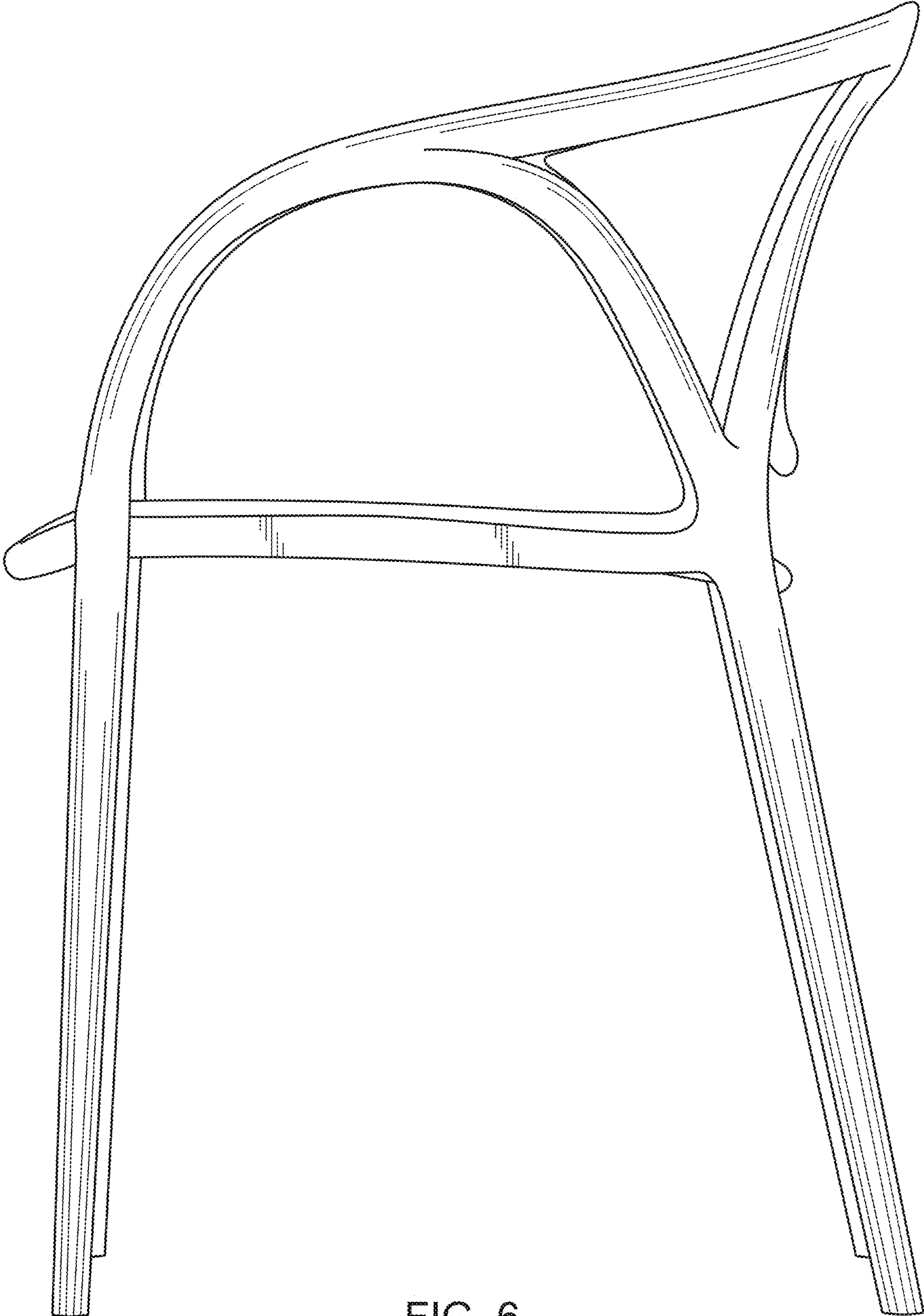


FIG. 6

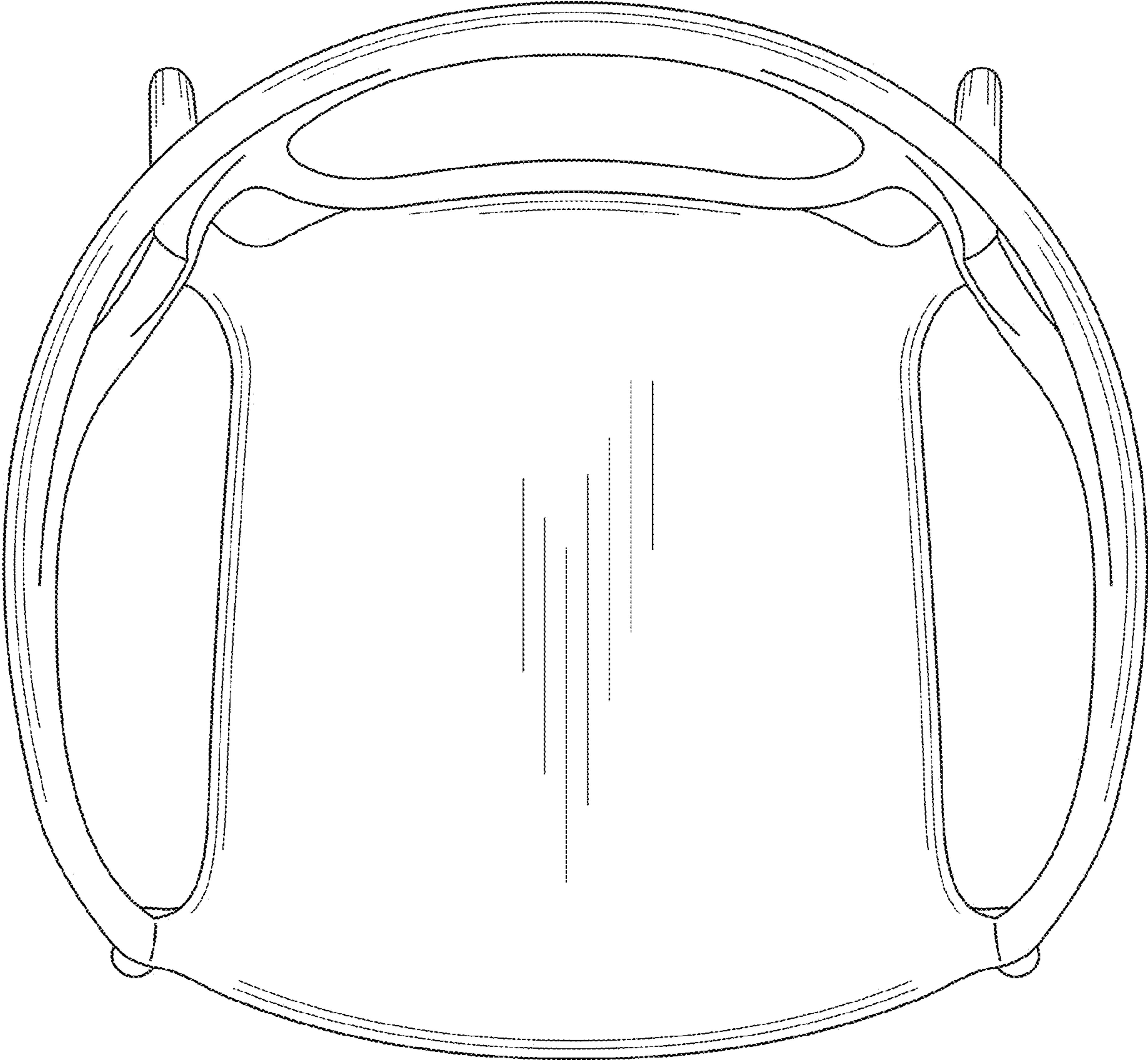


FIG. 7