



US00D931645S

(12) **United States Design Patent** (10) **Patent No.:** **US D931,645 S**
Tran (45) **Date of Patent:** **** Sep. 28, 2021**

(54) **CHAIR**

(71) Applicant: **Minh Dat Duy Tran**, Huntington Beach, CA (US)
(72) Inventor: **Minh Dat Duy Tran**, Huntington Beach, CA (US)
(73) Assignee: **PLASCENE, INC.**, Oxnard, CA (US)
(**) Term: **15 Years**
(21) Appl. No.: **29/739,505**
(22) Filed: **Jun. 25, 2020**
(51) **LOC (13) Cl.** **06-01**
(52) **U.S. Cl.**
USPC **D6/375**
(58) **Field of Classification Search**
USPC D6/333, 334, 341, 348, 349, 350, 352, D6/353, 360, 364, 369, 370, 371, 373, D6/374, 375, 376, 377, 379, 380, 390, D6/677, 692, 700, 708, 708.16, 716; D16/237; D21/412, 419, 521
CPC A47C 1/124; A47C 3/34; A47C 4/028; A47C 4/02; A47C 5/12; A47C 5/125; A47C 7/506; A47C 9/007; A47C 13/005; A47C 13/023; A47C 31/113; A47C 31/02; A47C 5/06; A47C 5/08; B60R 2/0284; B60R 2/062; B60R 22/001; B60R 22/24; B60R 22/28; B60R 22/58; B60R 22/64; B60R 22/68; B60R 22/80; B60R 22/99; B60R 22/245; B60R 22/643; B60R 22/646; B60R 22/665; B60R 22/686; B60R 22/688; B60R 22/803; B60R 22/986; B60R 22/914; B60R 22/995
See application file for complete search history.

(56) **References Cited**

U.S. PATENT DOCUMENTS

D141,839 S *	7/1945	Risom	D6/374
D172,218 S *	5/1954	Burst	D6/374
D193,340 S *	8/1962	Sundberg et al.	D6/374
D225,197 S *	11/1972	Lockwood	D6/374
D352,183 S *	11/1994	Sheridan	D6/374
D429,574 S *	8/2000	van Engelen	D6/368
D475,212 S *	6/2003	Savini	D6/374
D475,543 S *	6/2003	Savini	D6/374
D555,379 S *	11/2007	Ziliani	D6/375
D585,208 S *	1/2009	Stiker Metral	D6/380
D815,850 S *	4/2018	Saotome	D6/380
D822,420 S *	7/2018	Paterson	A47C 4/03 D6/716
D876,854 S *	3/2020	Baccolini	D6/375
D889,874 S *	7/2020	Corrado	D6/375

* cited by examiner

Primary Examiner — Kevin K Rudzinski
Assistant Examiner — Paul D Bohannon
(74) *Attorney, Agent, or Firm* — Cohen IP Law Group, PC; Michael N. Cohen

(57) **CLAIM**

The ornamental design for a chair, as shown and described.

DESCRIPTION

FIG. 1 : Front Perspective View;
FIG. 2 : Rear Perspective View;
FIG. 3 : Front View;
FIG. 4 : Rear View;
FIG. 5 : Left Side View;
FIG. 6 : Right Side View; and,
FIG. 7 : Top View.

1 Claim, 7 Drawing Sheets

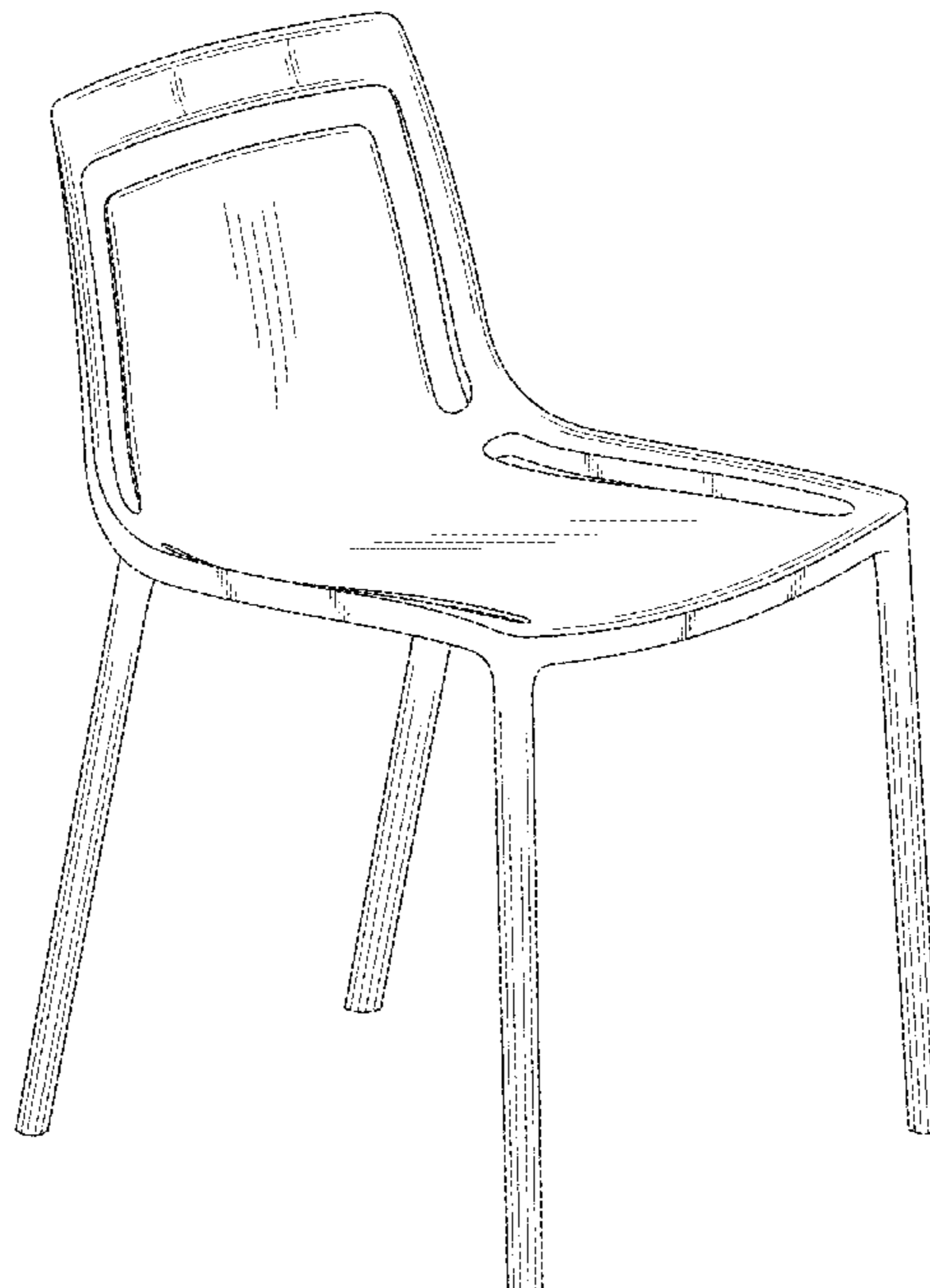




FIG. 1

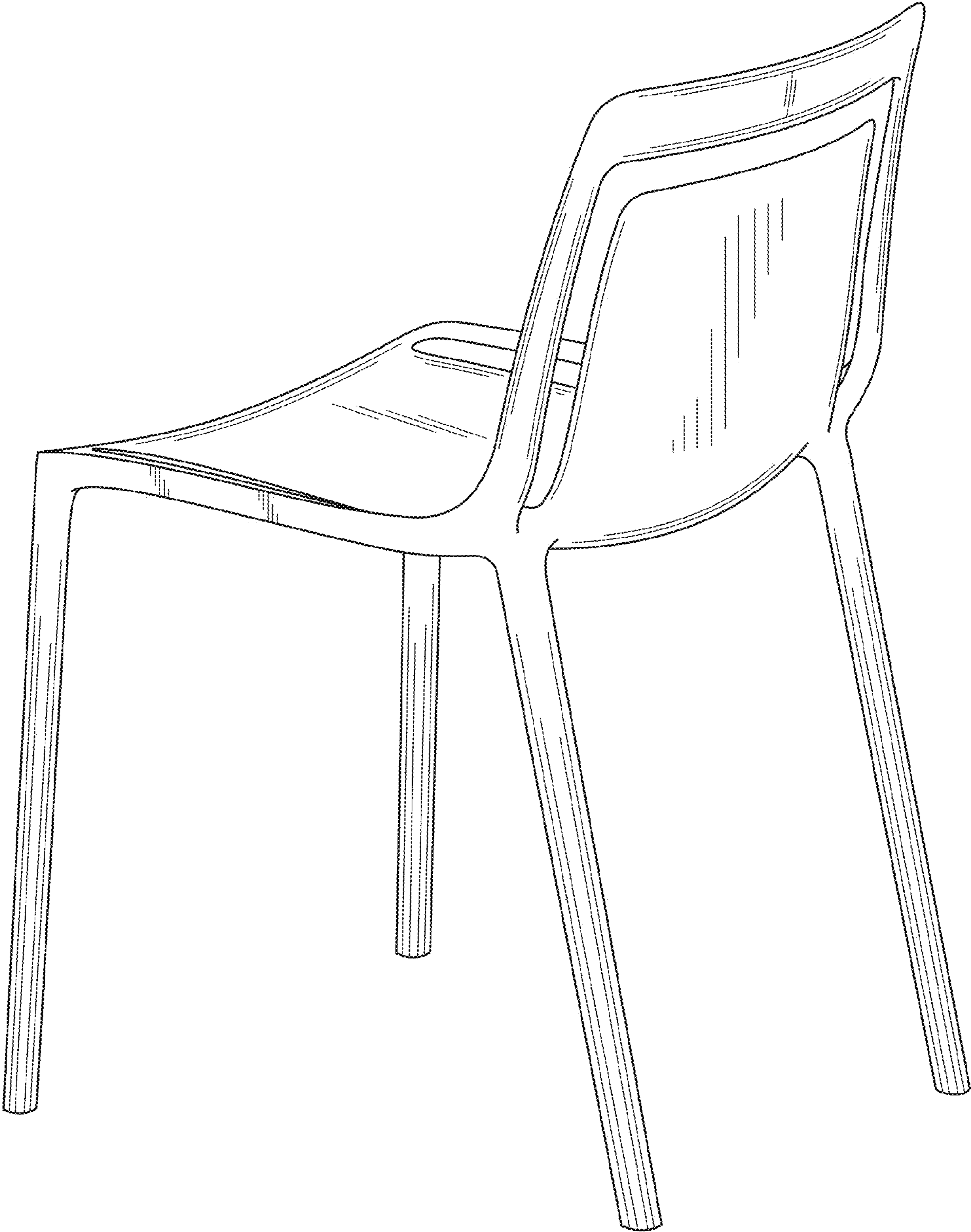


FIG. 2

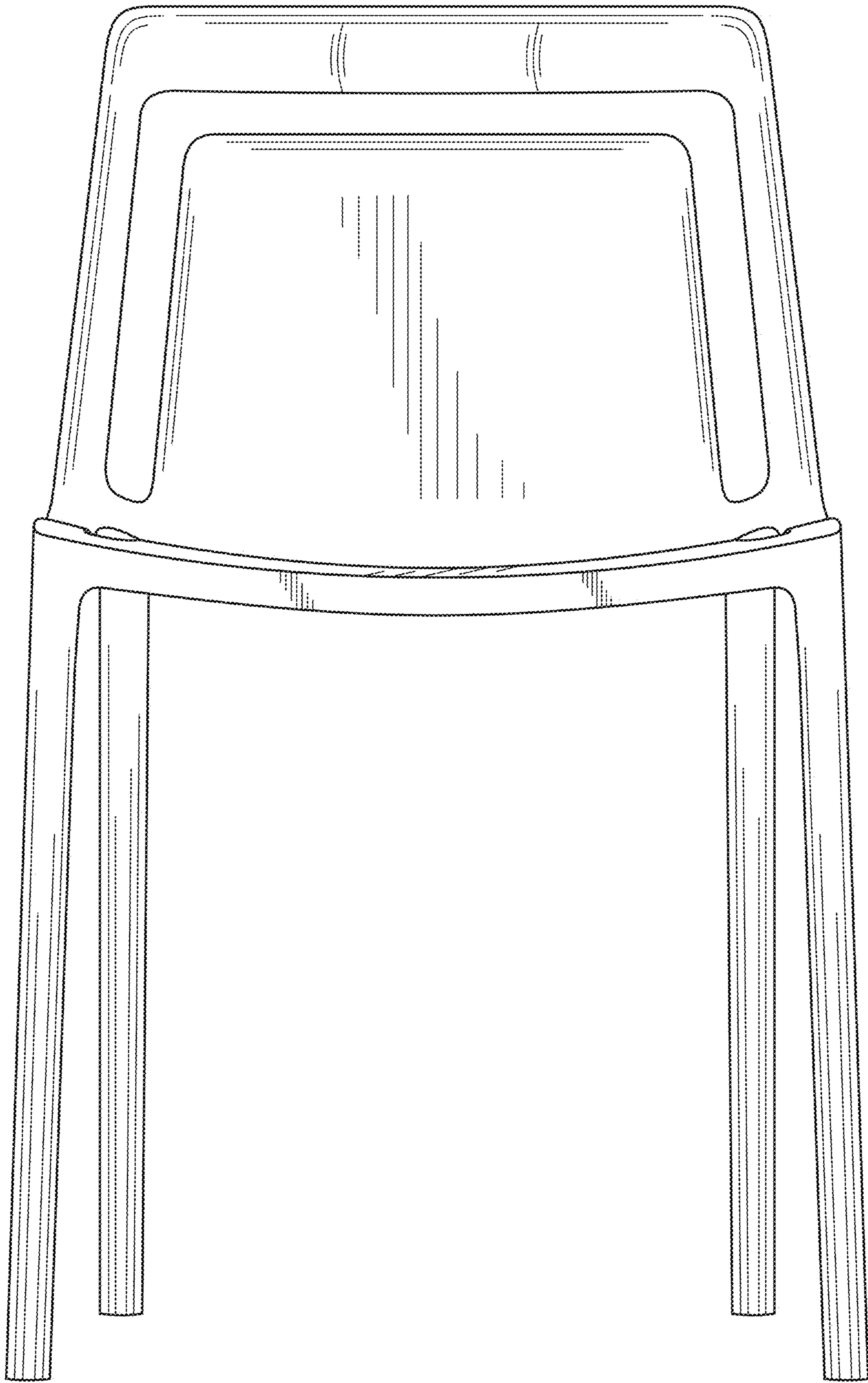


FIG. 3

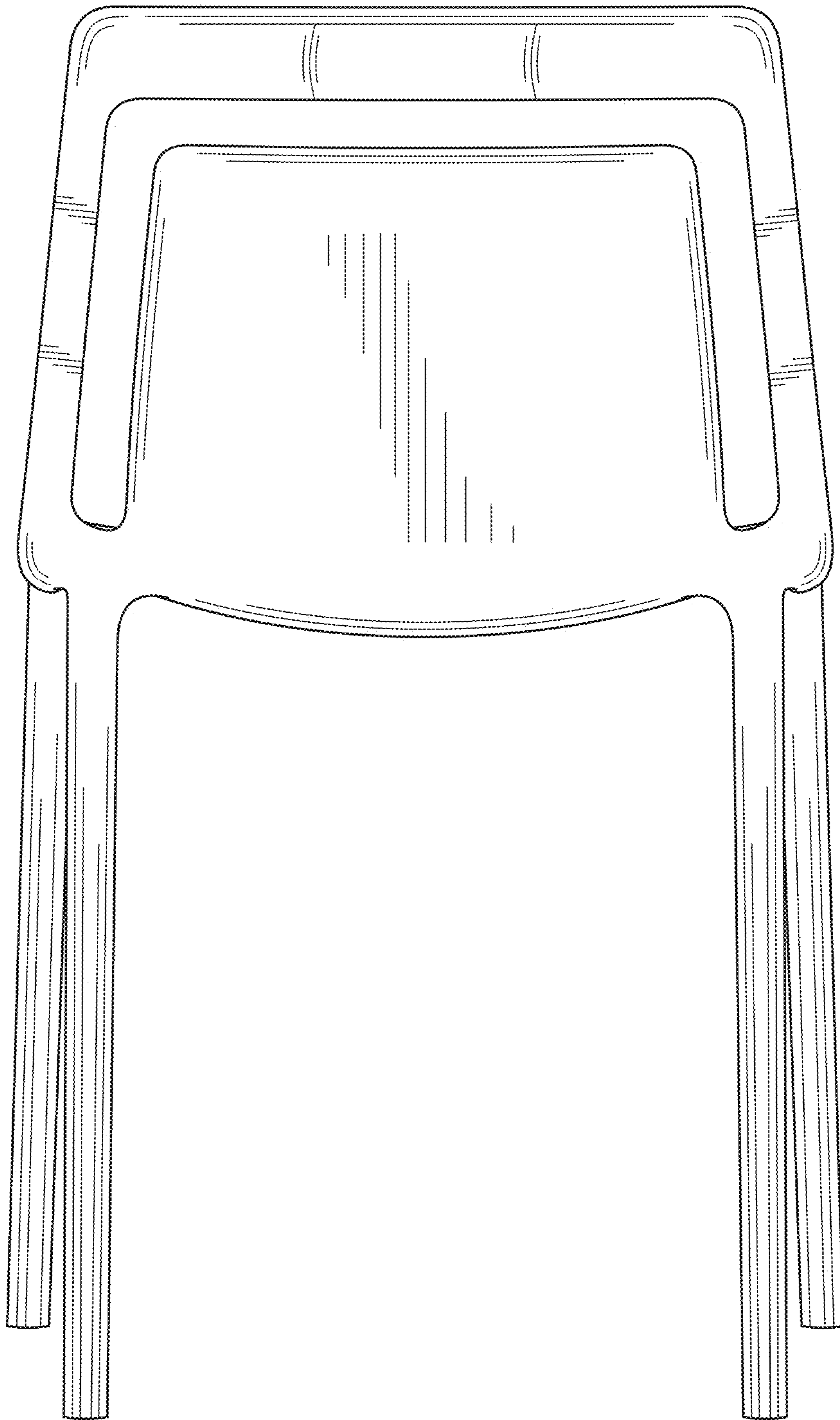


FIG. 4

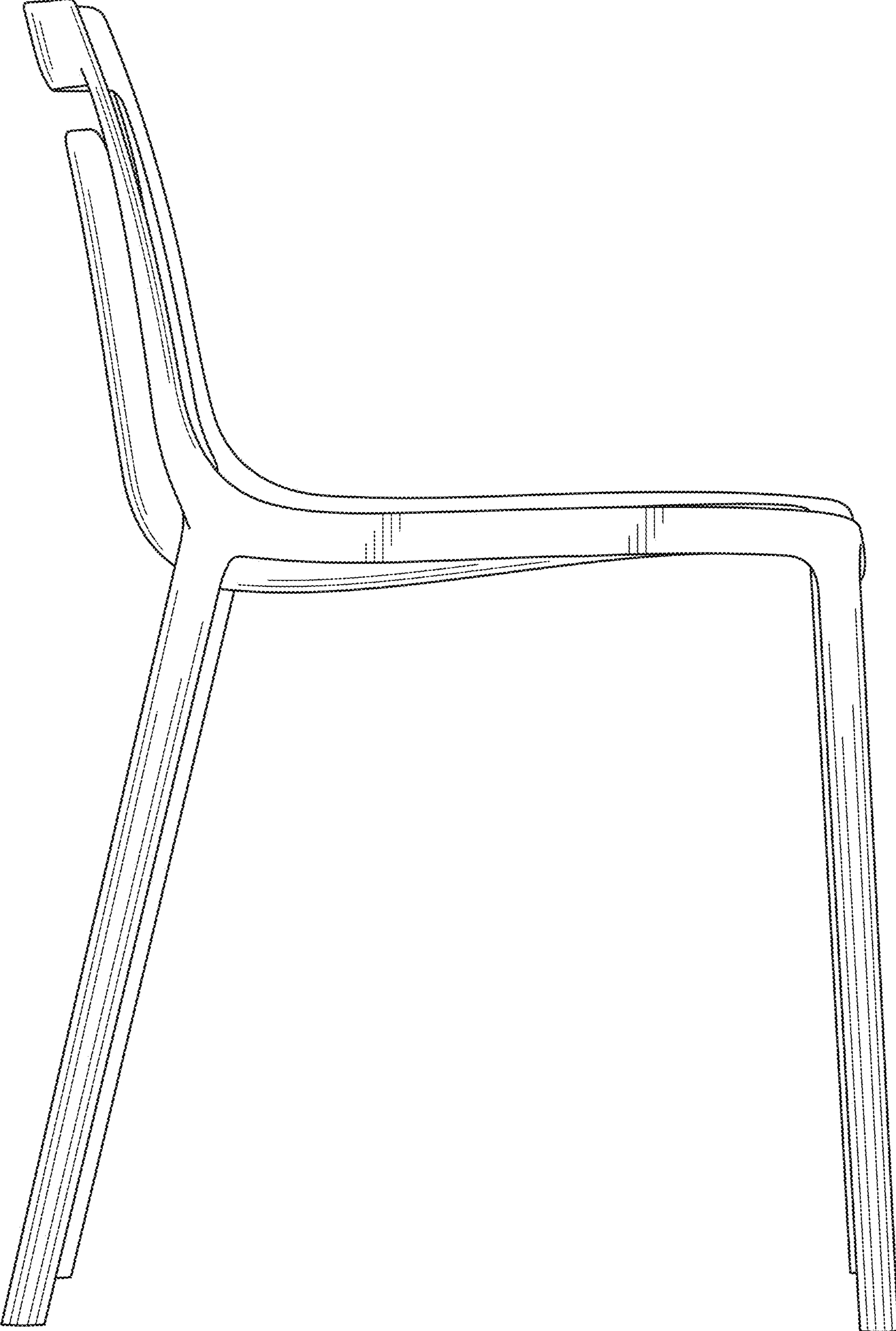


FIG. 5

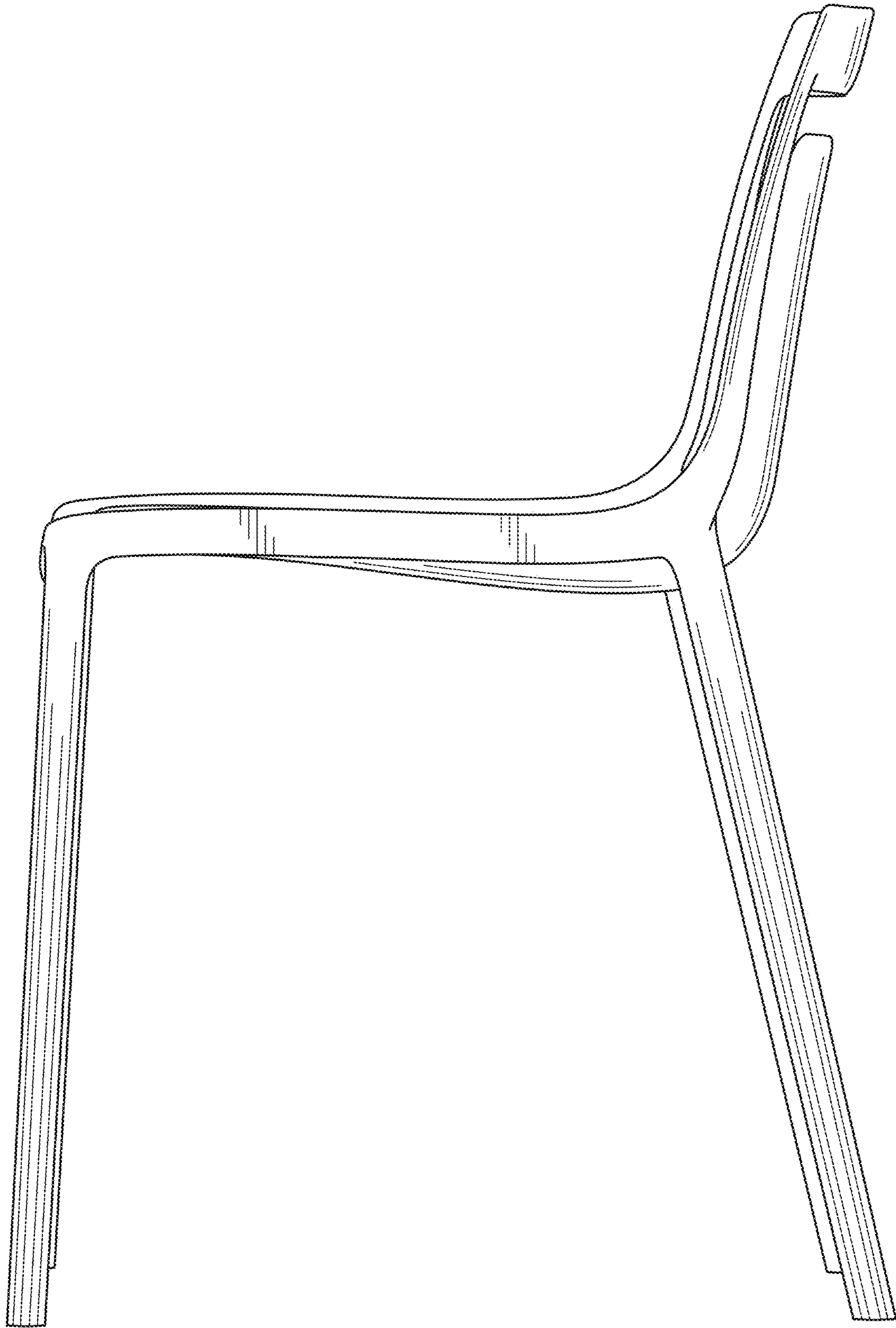


FIG. 6

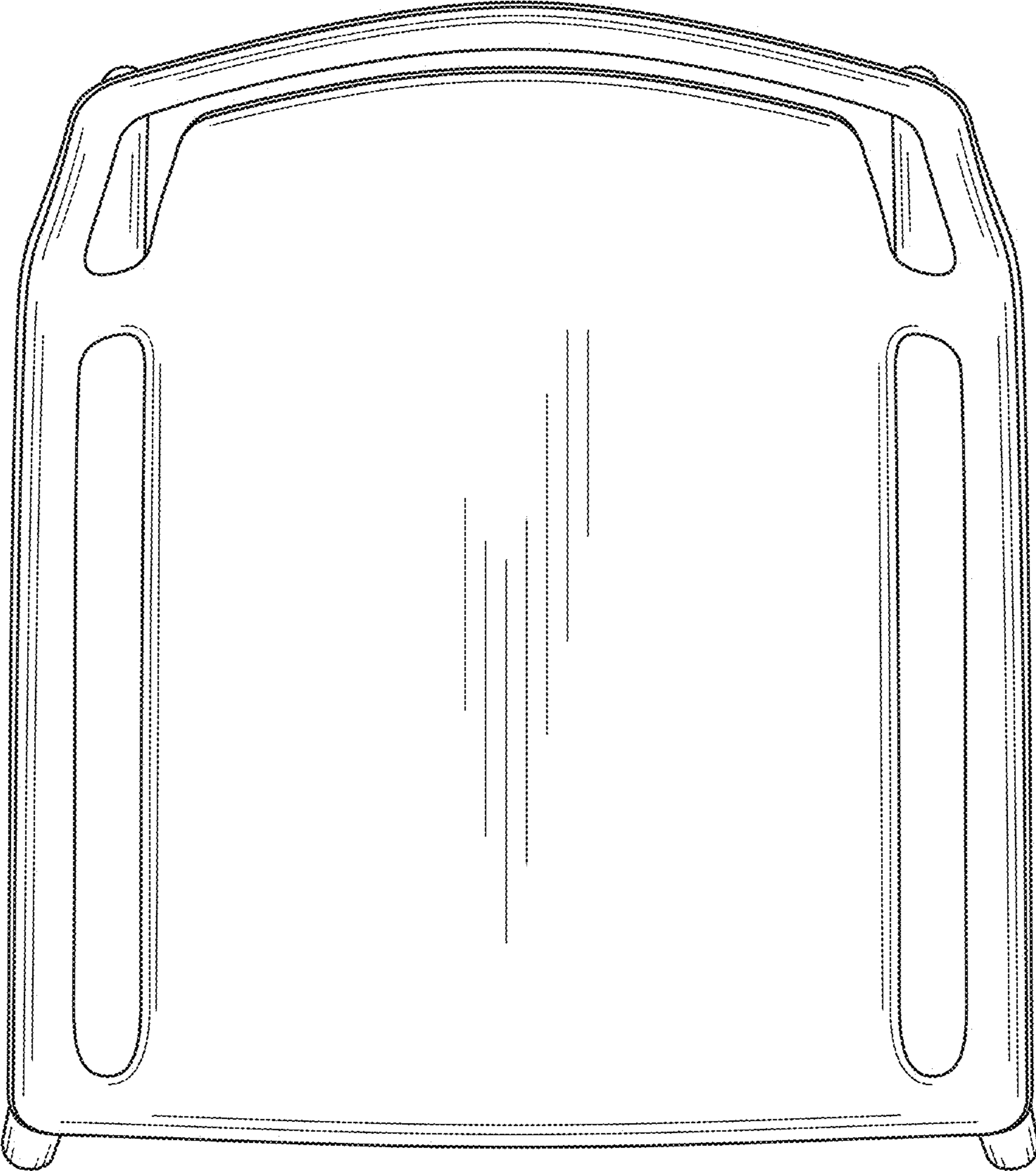


FIG. 7