



US00D931644S

(12) **United States Design Patent** (10) **Patent No.:** **US D931,644 S**
Li (45) **Date of Patent:** **** Sep. 28, 2021**

(54) **CHAIR**

(71) Applicant: **39F USA INC**, Rancho Cucamonga, CA (US)

(72) Inventor: **Yuehai Li**, Rancho Cucamonga, CA (US)

(**) Term: **15 Years**

(21) Appl. No.: **29/727,047**

(22) Filed: **Mar. 8, 2020**

(51) **LOC (13) Cl.** **06-01**

(52) **U.S. Cl.**
USPC **D6/375**

(58) **Field of Classification Search**
USPC D6/333, 334, 341, 348, 349, 350, 352, D6/353, 360, 364, 369, 370, 371, 373, D6/374, 375, 376, 377, 379, 380, 390, D6/677, 692, 700, 708, 708.16, 716, 363; D16/237; D21/412, 419, 521
CPC A47C 1/124; A47C 3/34; A47C 4/028; A47C 4/02; A47C 5/12; A47C 5/125; A47C 7/506; A47C 9/007; A47C 13/005; A47C 13/023; A47C 31/113; B60R 2/0284; B60R 2/062; B60R 22/001; B60R 22/24; B60R 22/28; B60R 22/58; B60R 22/64; B60R 22/68; B60R 22/80; B60R 22/99; B60R 22/245; B60R 22/643; B60R 22/646; B60R 22/665; B60R 22/686; B60R 22/688; B60R 22/803; B60R 22/986; B60R 22/914; B60R 22/995
See application file for complete search history.

(56) **References Cited**

U.S. PATENT DOCUMENTS

D173,389 S * 11/1954 Sherman D6/334
D183,743 S * 10/1958 Howell D6/334
D191,704 S * 11/1961 Stauffer D6/375
3,281,185 A * 10/1966 Albinson A47C 7/185
297/452.14

D395,759 S * 7/1998 Smith D6/334
D458,764 S * 6/2002 Starck D6/366
D720,953 S * 1/2015 Regan D6/708.16
D729,562 S * 5/2015 Kubryk D6/716
D730,097 S * 5/2015 Kubryk D6/716
D815,452 S * 4/2018 Hannoosh D6/380
D821,773 S * 7/2018 Hale D6/375
D821,777 S * 7/2018 Hale D6/380
D822,418 S * 7/2018 Swy D6/708
D891,805 S * 8/2020 Li D6/374
D891,807 S * 8/2020 Li D6/375
D895,995 S * 9/2020 Killinger D6/374

(Continued)

OTHER PUBLICATIONS

“26 Cheap (But Expensive-Looking) Chairs You Can Buy on Amazon” Oct. 17, 2019, nymag.com, site visited Mar. 16, 2021 <<https://nymag.com/strategist/article/cheap-but-expensive-looking-chairs-amazon.html>> (Year: 2019).*

Primary Examiner — Kevin K Rudzinski
Assistant Examiner — Paul D Bohannon
(74) *Attorney, Agent, or Firm* — Feng Qian

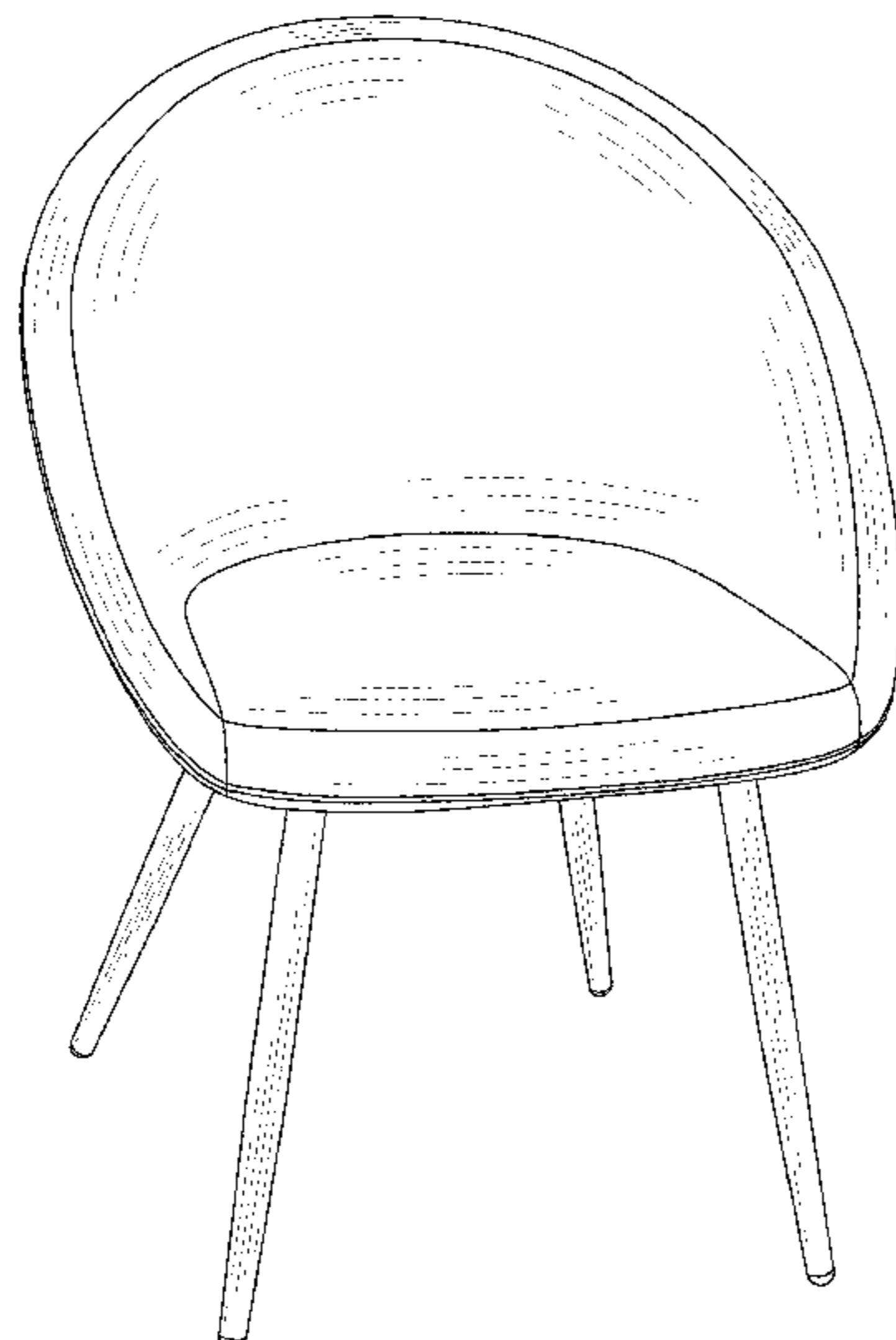
(57) **CLAIM**

The ornamental design for a chair, as shown and described.

DESCRIPTION

FIG. 1 is a front perspective view of a chair showing my new design;
FIG. 2 is a front elevation view thereof;
FIG. 3 is a rear elevation view thereof;
FIG. 4 is a left-side elevation view thereof;
FIG. 5 is a right-side elevation view thereof;
FIG. 6 is a top plan view thereof; and,
FIG. 7 is a bottom plan view thereof.
The broken lines shown in the drawings are for the purpose of illustrating portions of the article and form no part of the claimed design.

1 Claim, 7 Drawing Sheets



(56)

References Cited

U.S. PATENT DOCUMENTS

D897,127 S	*	9/2020	Li	D6/380
D906,701 S	*	1/2021	Li	D6/334
D910,354 S	*	2/2021	Xiang	D6/702

* cited by examiner




Fig. 1




Fig. 2

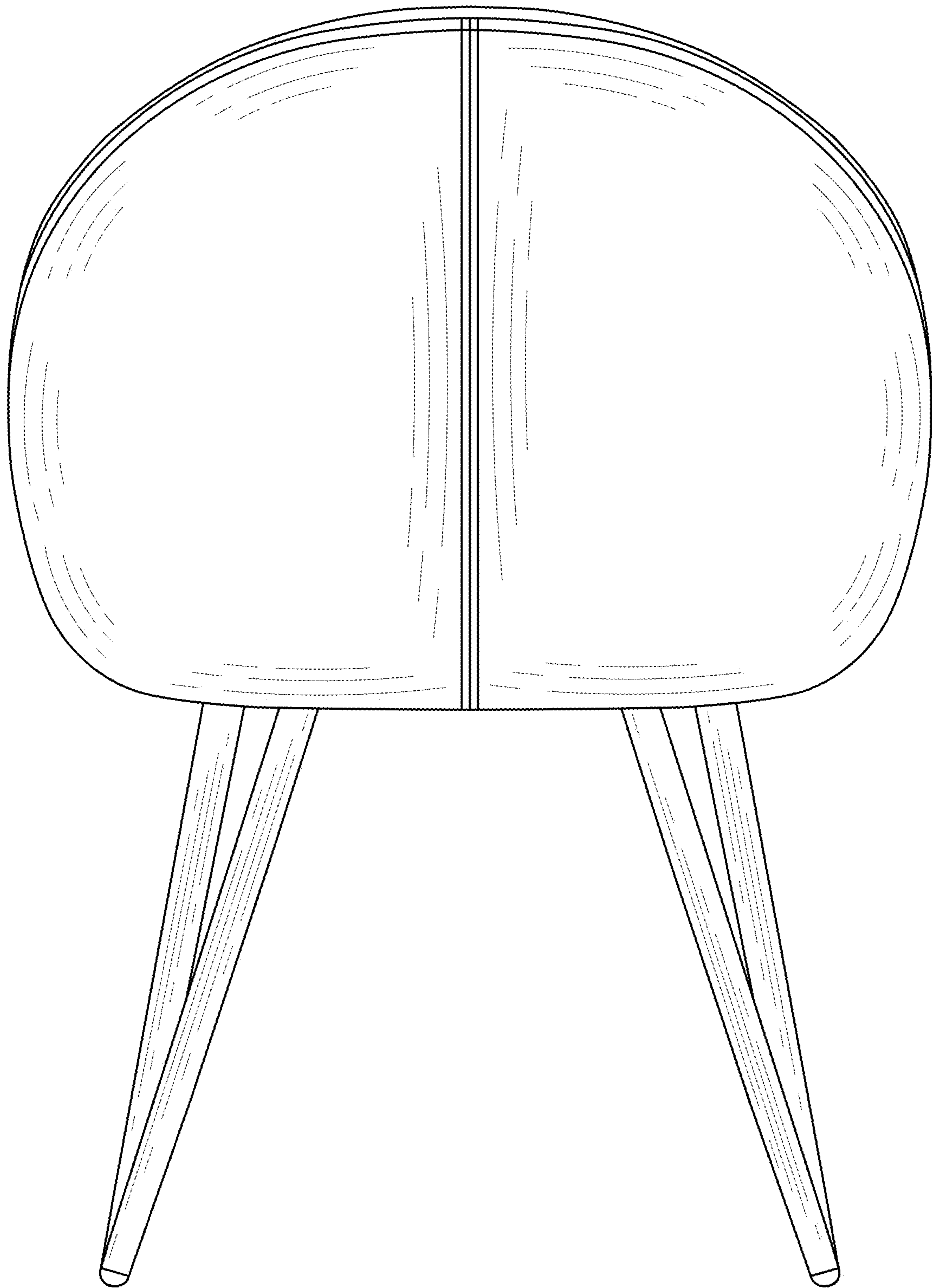


Fig. 3

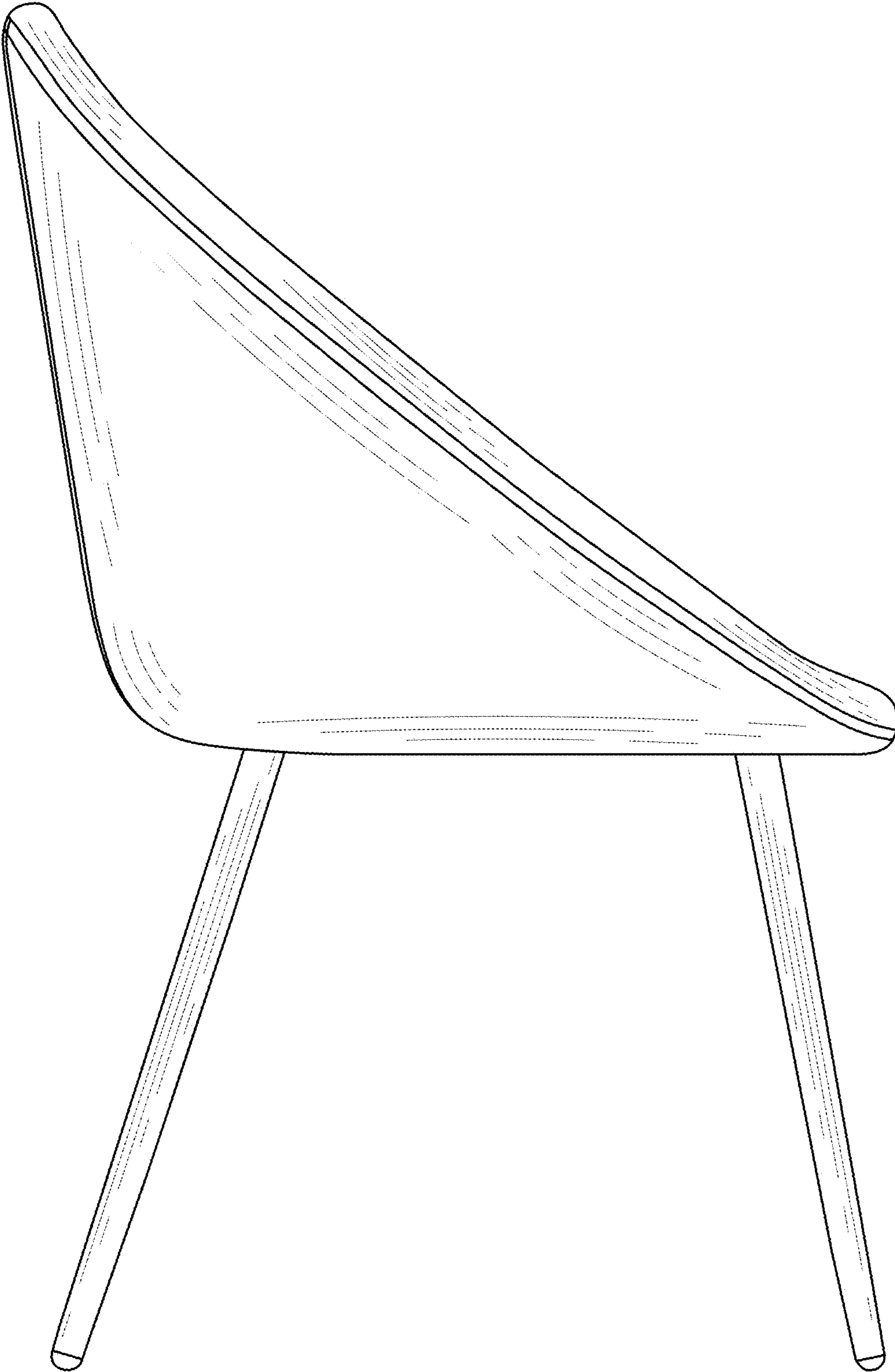


Fig. 4




Fig. 5

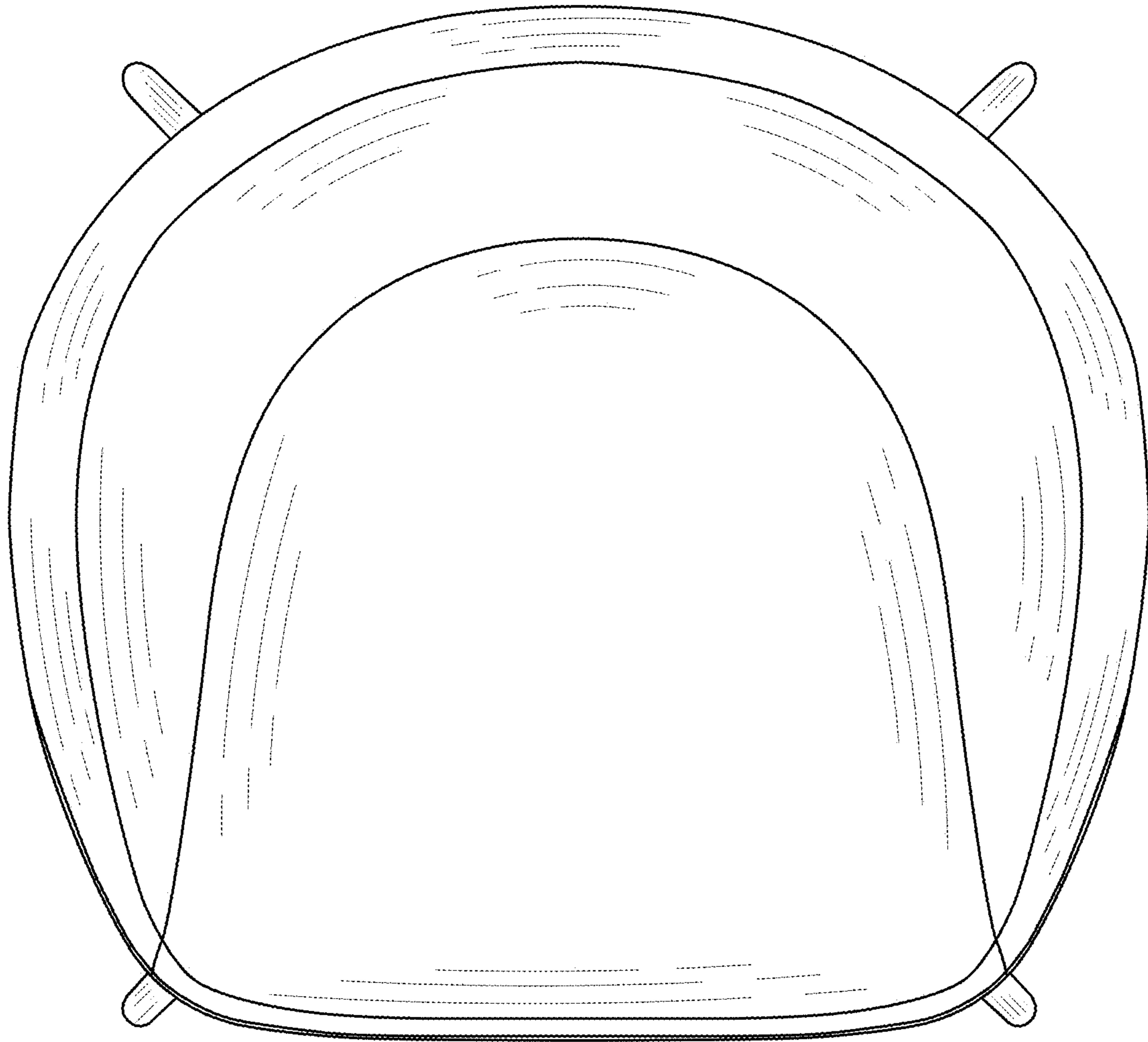


Fig. 6

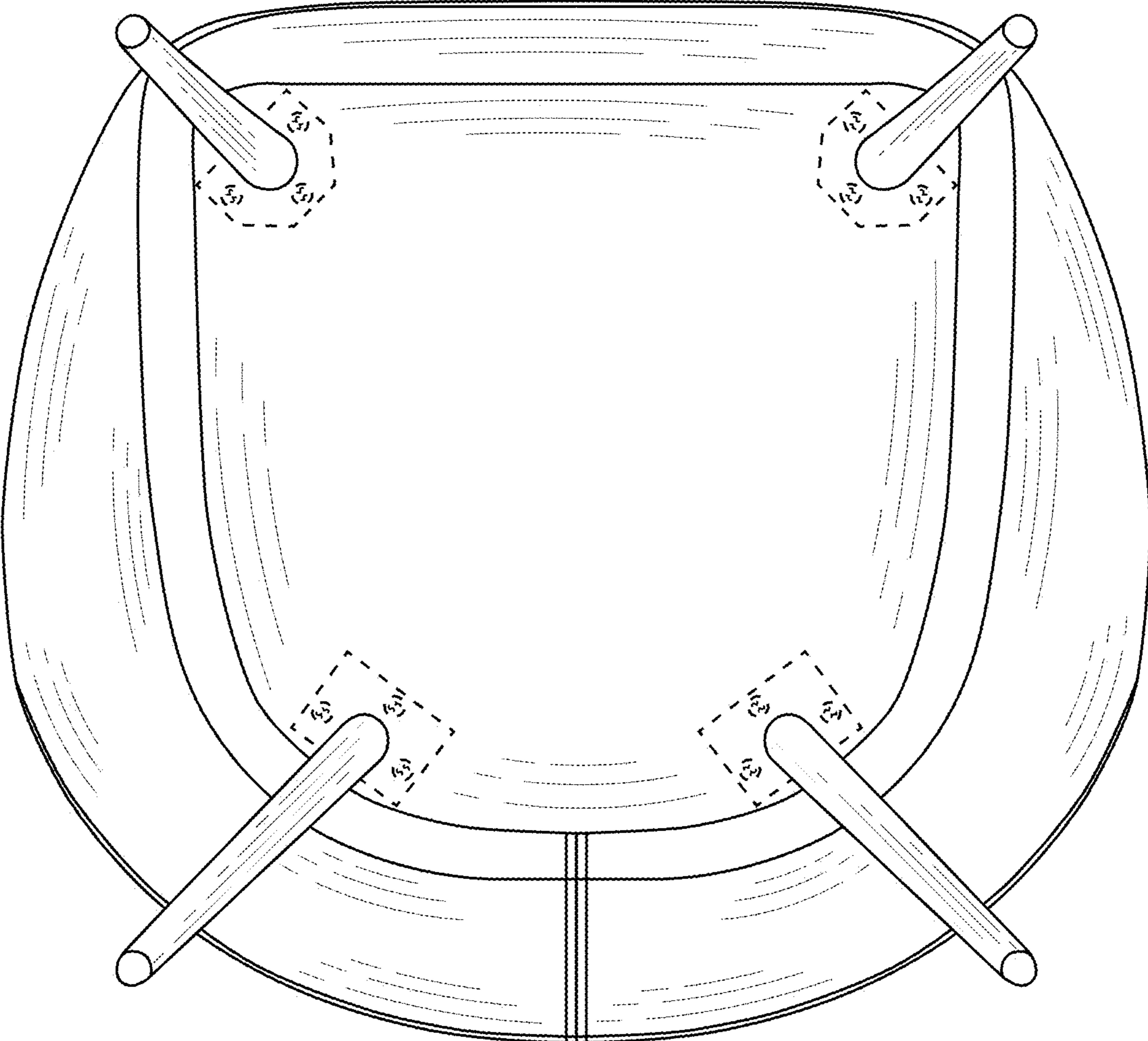


Fig. 7