



US00D931634S

(12) **United States Design Patent** (10) **Patent No.:** **US D931,634 S**  
**Li** (45) **Date of Patent:** **\*\* Sep. 28, 2021**

(54) **CHAIR**

(71) Applicant: **39F USA INC**, Rancho Cucamonga, CA (US)

(72) Inventor: **Yuehai Li**, Rancho Cucamonga, CA (US)

(\*\*) Term: **15 Years**

(21) Appl. No.: **29/727,055**

(22) Filed: **Mar. 8, 2020**

(51) **LOC (13) Cl.** ..... **06-01**

(52) **U.S. Cl.**  
USPC ..... **D6/348**

(58) **Field of Classification Search**

USPC ..... D6/347, 348, 361, 716, 718, 344, 373, D6/375, 379, 380, 330, 334, 335, 366, D6/369, 372, 385, 708.16, 358, 377, 370, D6/336, 353; D12/52; D21/412, 688, D21/521; D24/183, 200  
CPC ..... A45F 3/22; A45F 3/24; A45F 3/26; A47D 13/10; A47D 13/105; A47D 9/02; A47D 13/00; A47D 13/107; A47C 1/14; A47C 3/0255; A47C 3/029; A47C 3/027; A47C 3/02; A47C 3/04; A47C 3/34; A47C 9/007; A47C 15/008; A47C 17/84; A47C 31/00; A47C 5/12; A47C 4/02; A47C 4/03; A47C 4/04; A47C 7/52; A47C 7/506; A63G 9/00; A63G 9/02; Y10S 135/909; Y10T 403/32409; A61G 15/005; A61G 15/00

See application file for complete search history.

(56) **References Cited**

U.S. PATENT DOCUMENTS

D140,583 S \* 3/1945 Brunetti ..... D21/521  
D171,209 S \* 12/1953 Jones ..... D6/348

D184,050 S \* 12/1958 Gingerich et al. .... D6/348  
D522,765 S \* 6/2006 Babick ..... D6/348  
D698,191 S \* 1/2014 Kubryk ..... D6/716  
D729,562 S \* 5/2015 Kubryk ..... D6/716  
D799,839 S \* 10/2017 Wanders ..... D6/348  
D831,989 S \* 10/2018 Gufler ..... D6/334  
D905,997 S \* 12/2020 Li ..... D6/374  
D907,384 S \* 1/2021 Li ..... D6/366  
2016/0345738 A1 \* 12/2016 Arruda ..... A47C 4/02

OTHER PUBLICATIONS

“Adina Task Chair” Jul. 26, 2018, wayfair.com, site visited May 7, 2021 <<https://www.wayfair.com/furniture/pdp/hashtag-home-adina-task-chair-w000881364.html>> (Year: 2018).\*

\* cited by examiner

*Primary Examiner* — Kevin K Rudzinski  
*Assistant Examiner* — Paul D Bohannon  
(74) *Attorney, Agent, or Firm* — Feng Qian

(57) **CLAIM**

The ornamental design for a chair, as shown and described.

**DESCRIPTION**

FIG. 1 is a front perspective view of a chair showing my new design;  
FIG. 2 is a front elevation view thereof;  
FIG. 3 is a rear elevation view thereof;  
FIG. 4 is a left-side elevation view thereof;  
FIG. 5 is a right-side elevation view thereof;  
FIG. 6 is a top plan view thereof; and,  
FIG. 7 is a bottom plan view thereof.  
The broken lines shown in the drawings are for the purpose of illustrating portions of the article, and form no part of the claimed design.

**1 Claim, 7 Drawing Sheets**






Fig. 1

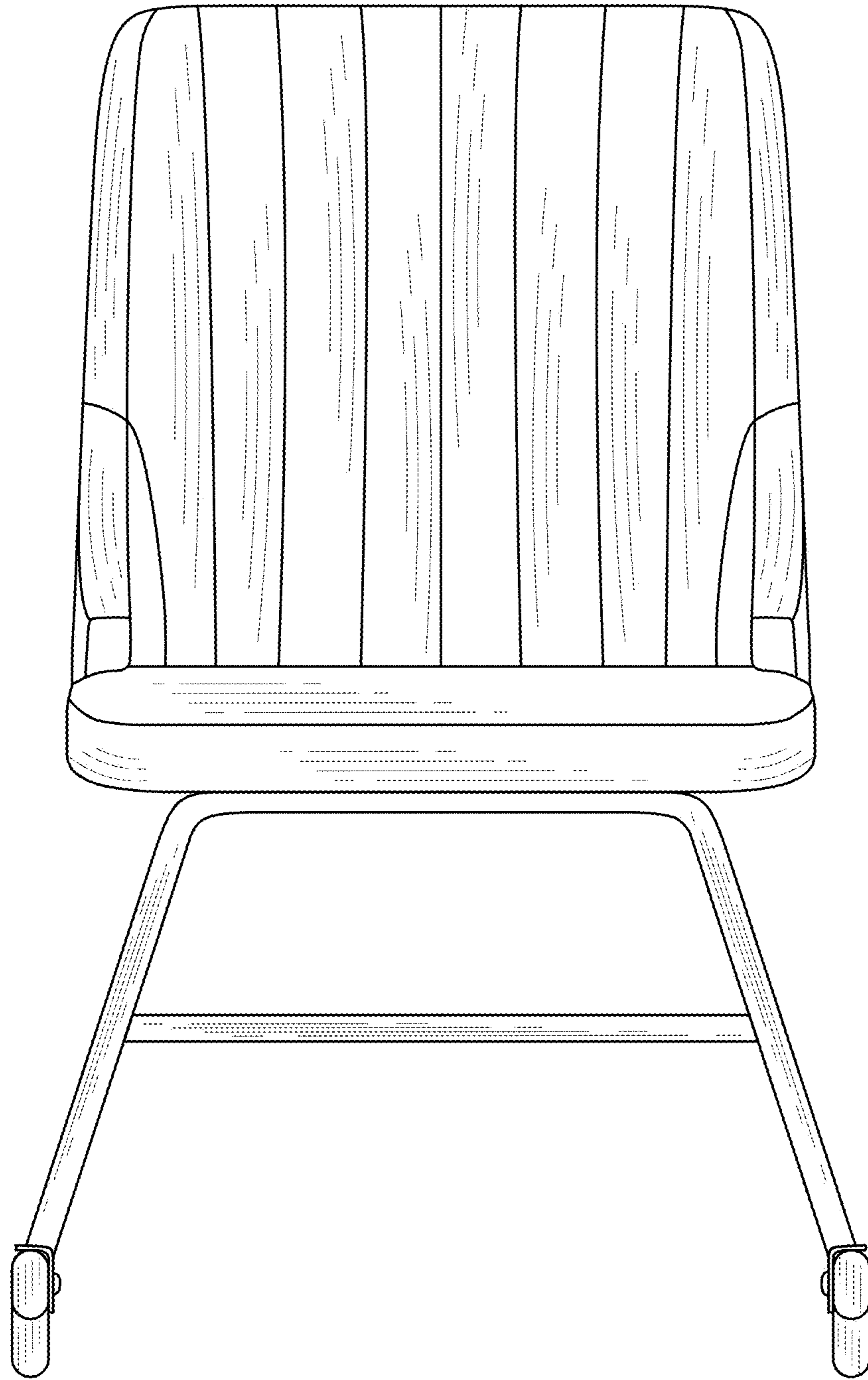


Fig. 2




Fig. 3

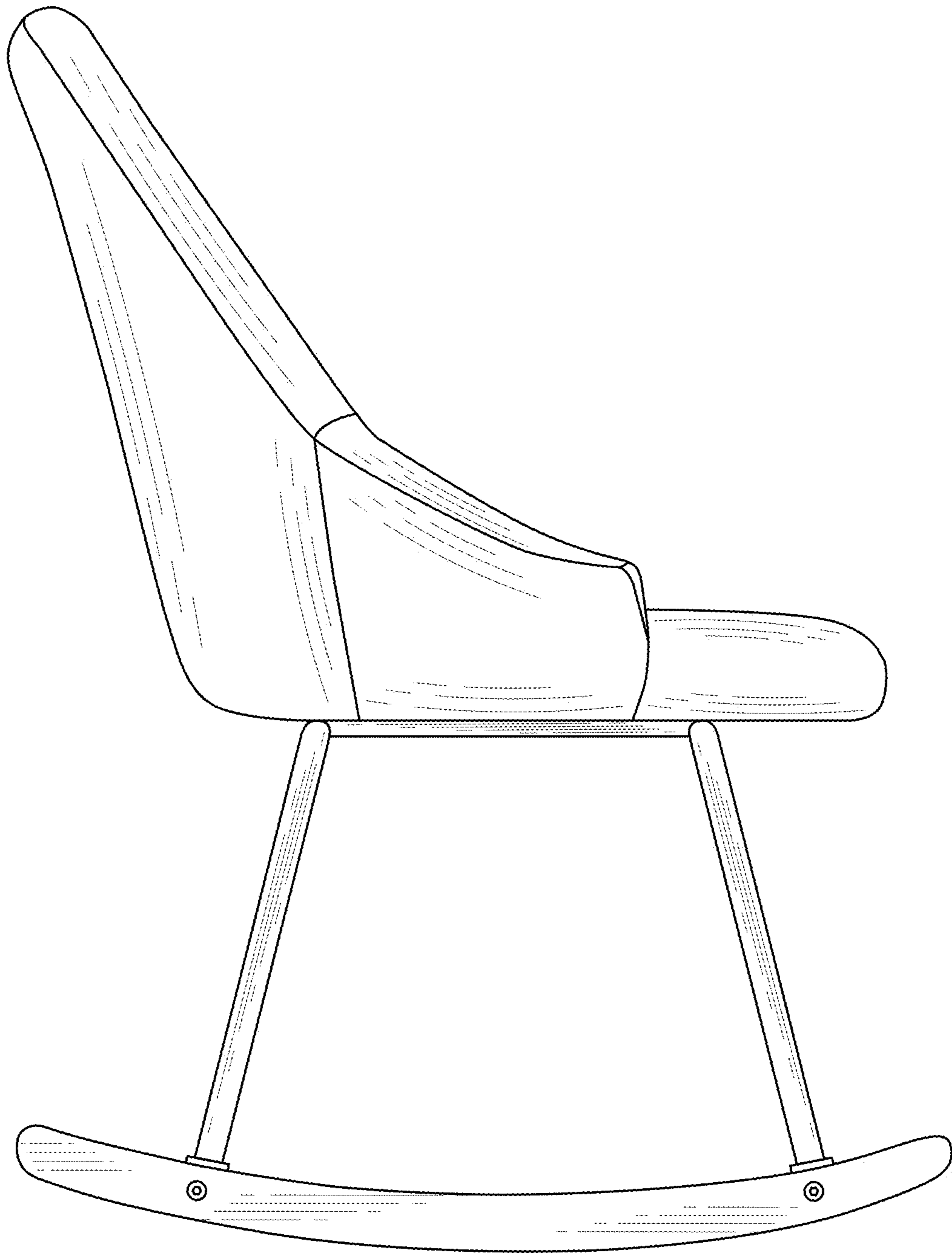


Fig. 4

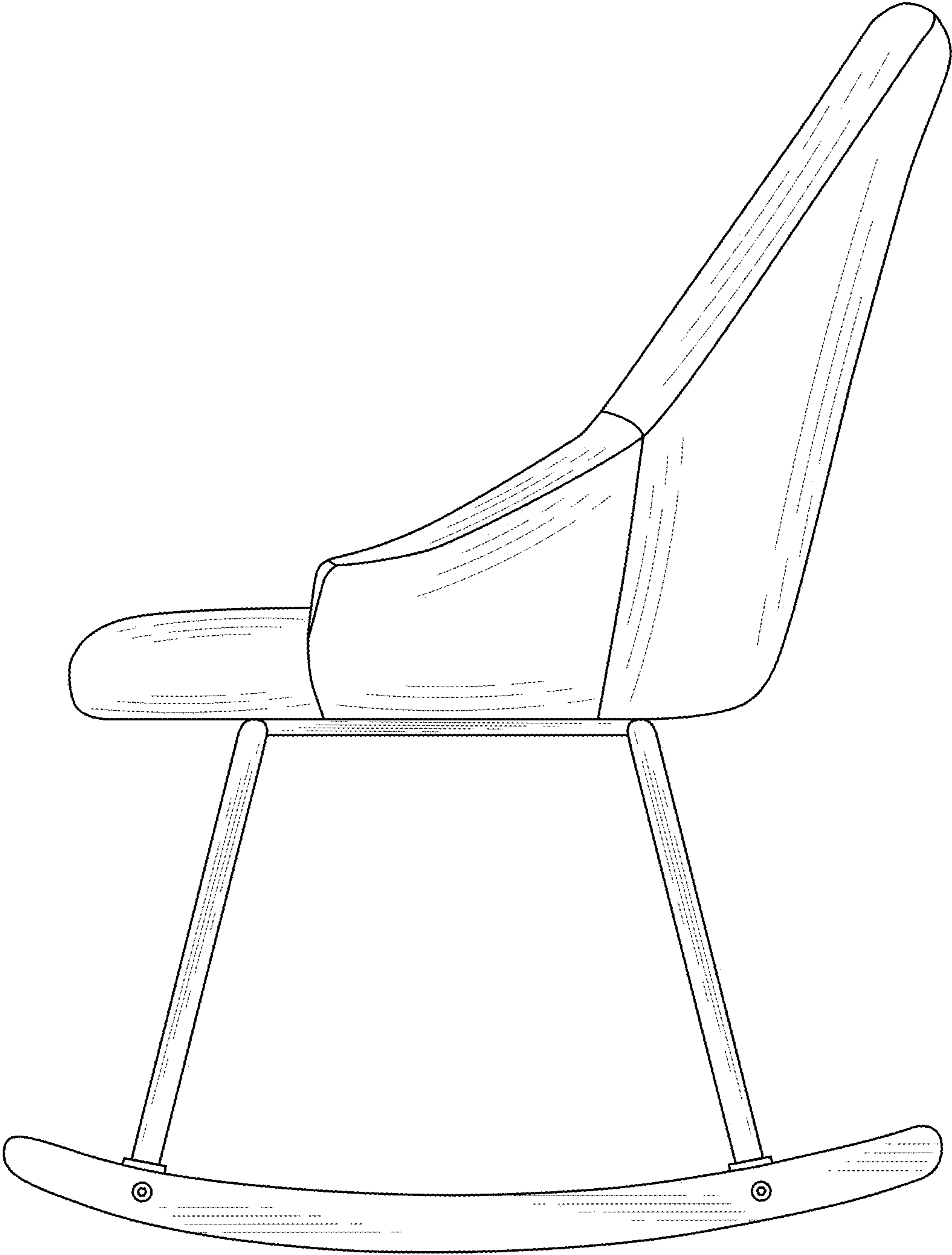


Fig. 5




Fig. 6

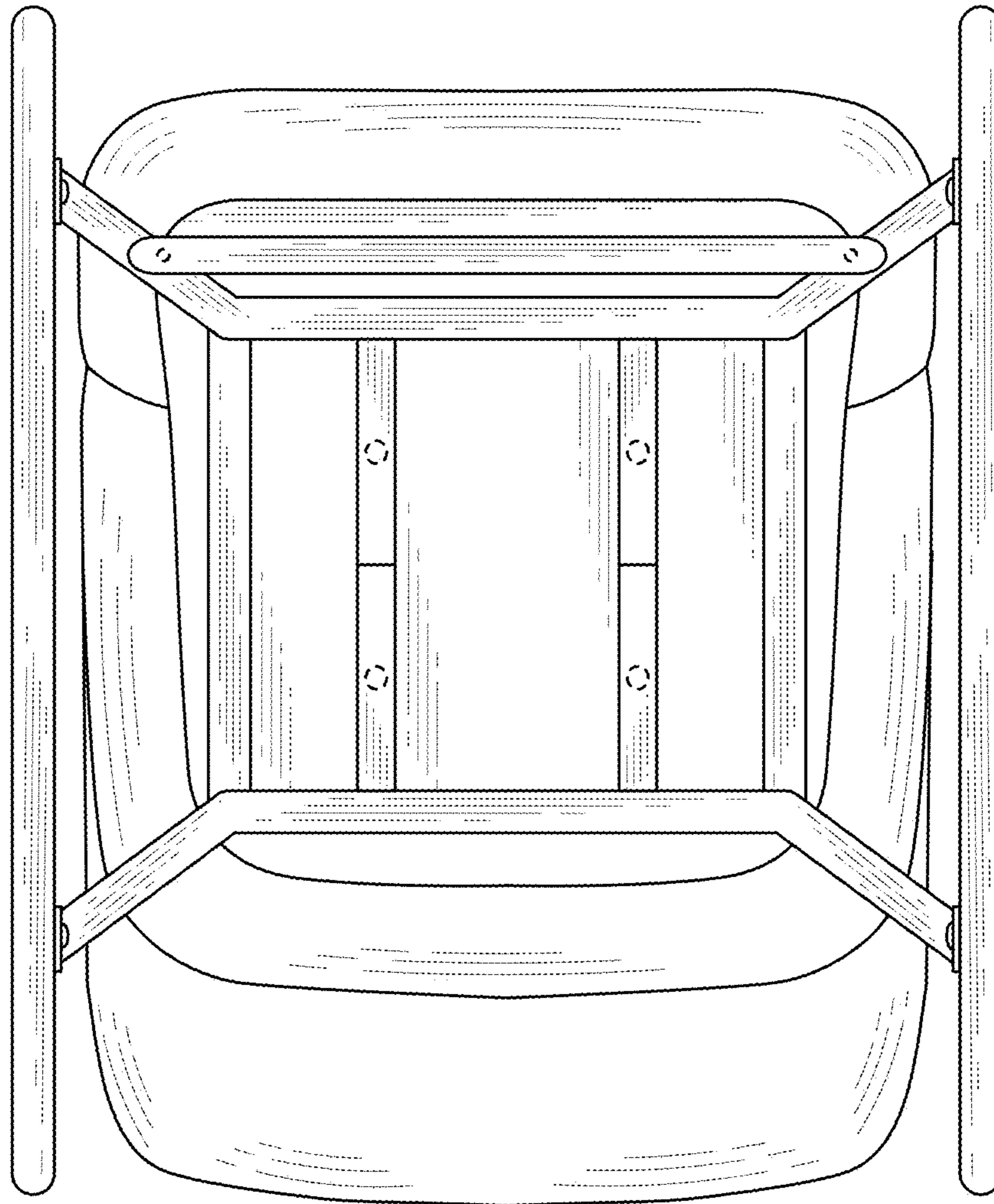


Fig. 7