



US00D931619S

(12) **United States Design Patent** (10) **Patent No.:** **US D931,619 S**
Hallein et al. (45) **Date of Patent:** **** Sep. 28, 2021**

(54) **TOOTHBRUSH**
(71) Applicant: **The Gillette Company LLC**, Boston, MA (US)
(72) Inventors: **Christine Hallein**, Frankfurt (DE); **Uwe Jungnickel**, Koenigstein Taunus (DE); **Dominik Langhammer**, Frankfurt (DE)
(73) Assignee: **The Gillette Company LLC**, Boston, MA (US)

D609,914 S 2/2010 Erskine-smith et al.
D652,626 S 1/2012 Gebski
D653,035 S 1/2012 Gebski
D669,687 S 10/2012 Heil et al.
D669,688 S 10/2012 Jimenez et al.
D688,045 S 8/2013 Key et al.
D747,609 S 1/2016 Watkins
D751,295 S 3/2016 Lee et al.
D759,383 S 6/2016 Watkins
D762,986 S * 8/2016 May D4/104
(Continued)

(**) Term: **15 Years**

FOREIGN PATENT DOCUMENTS

RU 89542 S 8/2014

(21) Appl. No.: **29/755,910**

OTHER PUBLICATIONS

(22) Filed: **Oct. 23, 2020**

Oral-B Brush, announced Feb. 2020 [online], [site visited Mar. 17, 2021]. Available from internet, URL: <https://www.amazon.com/Oral-B-Manual-Toothbrush-Replacement-Magnetic/dp/B07XZ2P6M6> (Year: 2020).*

Related U.S. Application Data

(62) Division of application No. 29/681,302, filed on Feb. 25, 2019.

(Continued)

(30) **Foreign Application Priority Data**

Sep. 3, 2018 (WO) 8757601

Primary Examiner — George A Bugg
Assistant Examiner — Tamara L Hahn
(74) *Attorney, Agent, or Firm* — Vladimir Vitenberg

(51) **LOC (13) Cl.** **04-02**

(52) **U.S. Cl.**
USPC **D4/110**

(57) **CLAIM**

(58) **Field of Classification Search**
USPC D4/100-138; D8/90, 105, 107, 300, 303; D32/50, 51, 52; D28/7, 63; D7/393, D7/395, 401.2; D24/176, 181
CPC A46B 2200/1066; A46B 2200/1046; A46B 2200/3093; A46B 9/04; A46B 13/023; A46B 5/0095; A61C 15/00; Y10S 15/00; Y10S 15/10
See application file for complete search history.

The ornamental design for a toothbrush, as shown and described.

DESCRIPTION

FIG. 1 is a perspective view of a toothbrush;
FIG. 2 is a front view thereof;
FIG. 3 is a right-side view thereof;
FIG. 4 is a rear view thereof;
FIG. 5 is a left-side view thereof;
FIG. 6 is a top plan view thereof; and,
FIG. 7 is a bottom view thereof.

(56) **References Cited**

U.S. PATENT DOCUMENTS

D517,213 S 3/2006 Vu et al.
D598,198 S 8/2009 Crossman

1 Claim, 1 Drawing Sheet



(56)

References Cited

U.S. PATENT DOCUMENTS

D768,996	S	*	10/2016	Xi	D4/104
D793,735	S		8/2017	Zavalloni	
D799,218	S		10/2017	Okai	
D799,835	S		10/2017	Okai	
D805,306	S		12/2017	Massee	
D828,036	S		9/2018	Wainless et al.	
D854,835	S		7/2019	Hielscher et al.	
D855,997	S		8/2019	Hielscher et al.	
D855,998	S	*	8/2019	Hielscher	D4/104
10,485,328	B2		11/2019	Jimenez et al.	
D887,145	S		6/2020	Hu	
D891,114	S		7/2020	Kuang	
D891,116	S		7/2020	Feng	
D901,183	S		11/2020	Jungnickel et al.	
D912,988	S	*	3/2021	Langhammer	D4/101
2013/0255017	A1		10/2013	Lee	
2015/0113747	A1		4/2015	May	
2019/0200740	A1		7/2019	Jungnickel	
2019/0200742	A1		7/2019	Jungnickel	
2019/0200743	A1	*	7/2019	Jungnickel	A46B 5/026
2019/0200748	A1	*	7/2019	Gorich	B29C 45/14385
2019/0231063	A1		8/2019	May et al.	
2020/0359779	A1		11/2020	Dengler et al.	

OTHER PUBLICATIONS

“All Office Actions, U.S. Appl. No. 29/681,302”.
 “All Office Actions, U.S. Appl. No. 29/757,499”.
 “All Office Actions, U.S. Appl. No. 29/757,497”.

* cited by examiner

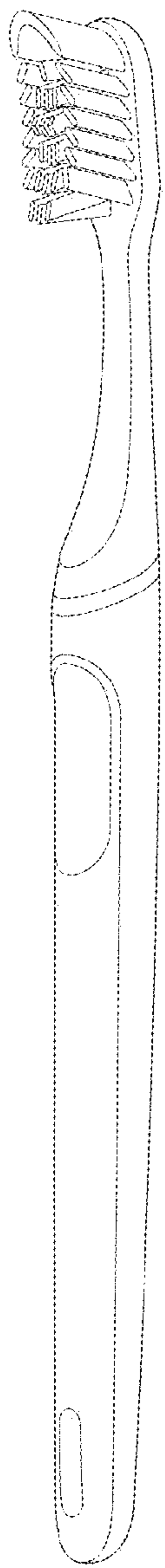


FIG. 1




FIG. 2

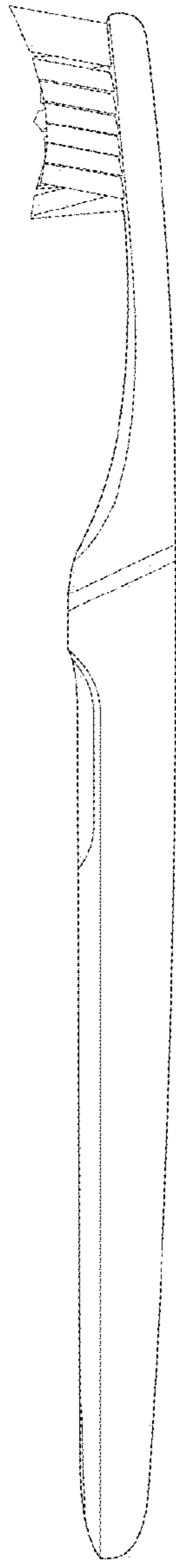


FIG. 3



FIG. 4




FIG. 5

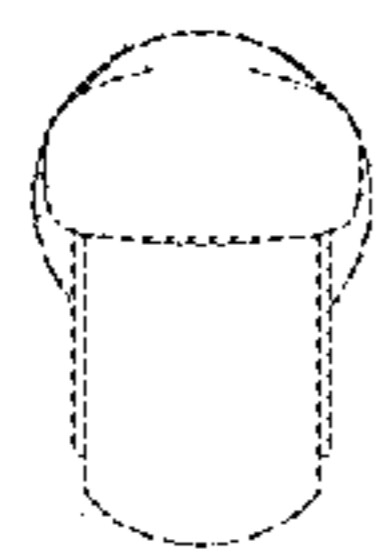


FIG. 6

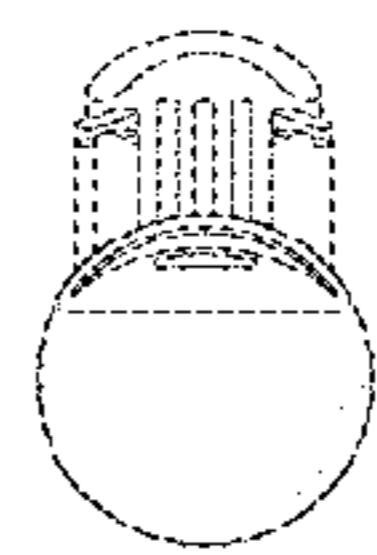


FIG. 7