



US00D931572S

(12) **United States Design Patent**
Eskenazi

(10) **Patent No.:** **US D931,572 S**
(45) **Date of Patent:** **** Sep. 28, 2021**

- (54) **FASHION ACCESSORY**
- (71) Applicant: **Marina Eskenazi**, Miami, FL (US)
- (72) Inventor: **Marina Eskenazi**, Miami, FL (US)
- (**) Term: **15 Years**
- (21) Appl. No.: **29/718,181**
- (22) Filed: **Dec. 20, 2019**
- (51) **LOC (13) Cl.** **02-07**
- (52) **U.S. Cl.**
USPC **D2/627**
- (58) **Field of Classification Search**
USPC D2/624, 625, 626, 627, 628, 634, 639,
D2/640; D11/5, 13; D24/190;
D29/101.1, 101.3; D3/218
CPC A41F 11/02; A41F 11/14; A41F 11/16;
A41F 19/00; A41F 3/02; A41F 5/00;
A41F 9/00; A41F 9/002; A41F 9/02;
A41F 9/025; B60R 2022/006
See application file for complete search history.

(56) **References Cited**

U.S. PATENT DOCUMENTS

- 870,988 A * 11/1907 Newcome A41D 27/24
112/419
- 1,800,421 A * 4/1931 Wickersham A01K 27/002
119/863
- 1,814,887 A * 7/1931 Bender A41F 9/002
224/682
- 2,006,504 A * 7/1935 Johnson G08B 5/004
359/519
- D106,869 S * 11/1937 Miller A41F 9/00
D29/101.1
- 2,587,126 A * 2/1952 Ellington A41F 9/002
2/301
- 2,916,742 A * 12/1959 Sobel A41F 9/002
2/322

- 4,498,201 A * 2/1985 Carter A41F 9/00
2/220
- D375,612 S * 11/1996 Elder A41F 9/002
D10/111
- D495,267 S * 8/2004 Pachachi A01K 27/002
D11/5
- D592,097 S * 5/2009 Androuais A41D 27/24
D11/222
- D663,230 S * 7/2012 Fillon D11/4
- D706,496 S 6/2014 Eskenazi

* cited by examiner

Primary Examiner — Kevin K Rudzinski
Assistant Examiner — Clare Ann Gannon
(74) *Attorney, Agent, or Firm* — QuickPatents; Kevin Prince

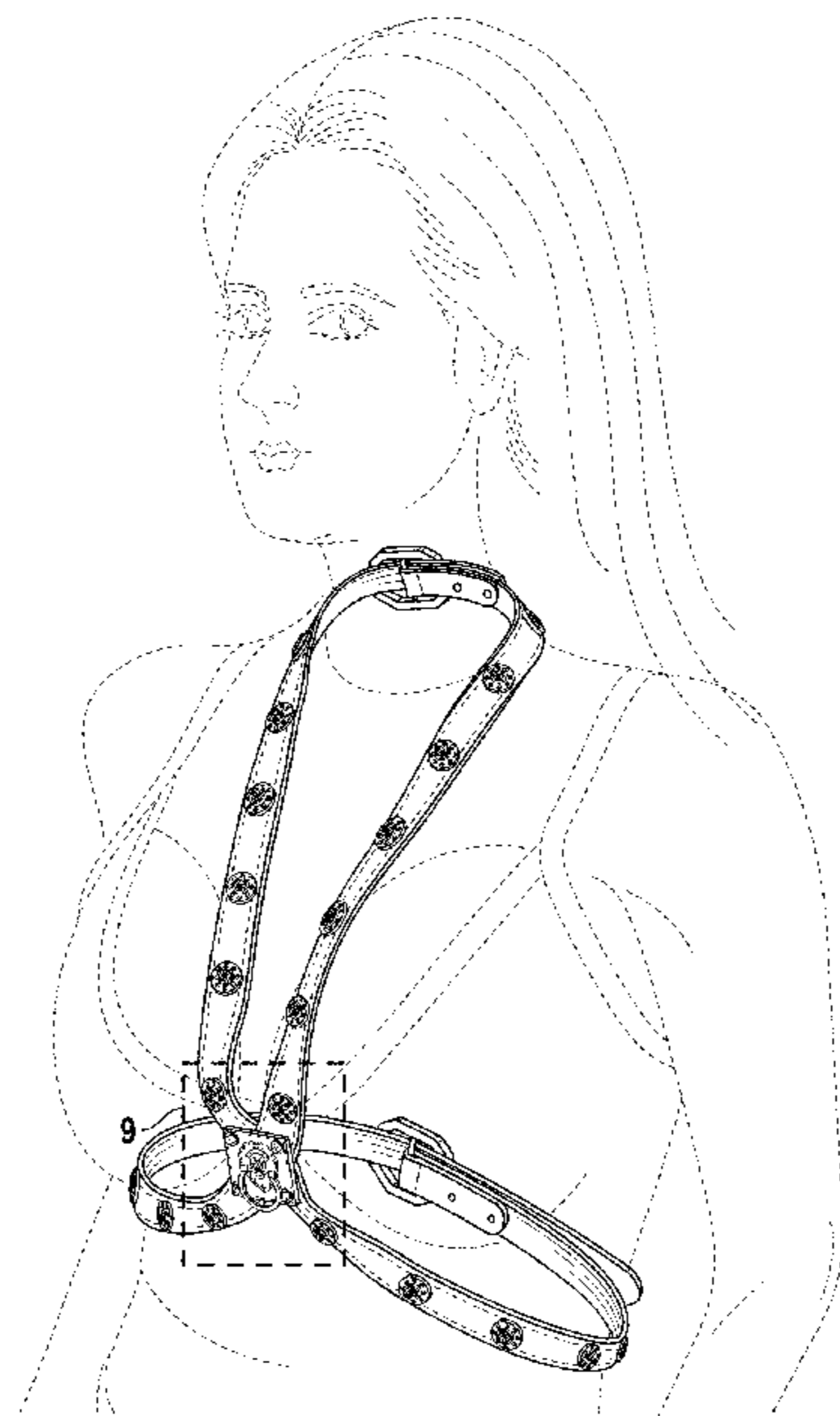
(57) **CLAIM**

The ornamental design for a fashion accessory, as shown and described.

DESCRIPTION

FIG. 1 is a perspective view of a fashion accessory, showing my new design;
FIG. 2 is a perspective view thereof;
FIG. 3 is a front elevational view of FIG. 2;
FIG. 4 is a rear elevational view of FIG. 2;
FIG. 5 is a left-side elevational view thereof;
FIG. 6 is a right-side elevational view thereof;
FIG. 7 is a top plan view thereof;
FIG. 8 is a bottom plan view thereof; and,
FIG. 9 is an enlarged detail perspective view thereof, taken from the area 9 of FIG. 1.
The broken lines showing a person in FIG. 1 depict environmental matter and form no part of the claimed design. The remaining broken lines represent stitching, and are part of the claimed design.

1 Claim, 7 Drawing Sheets



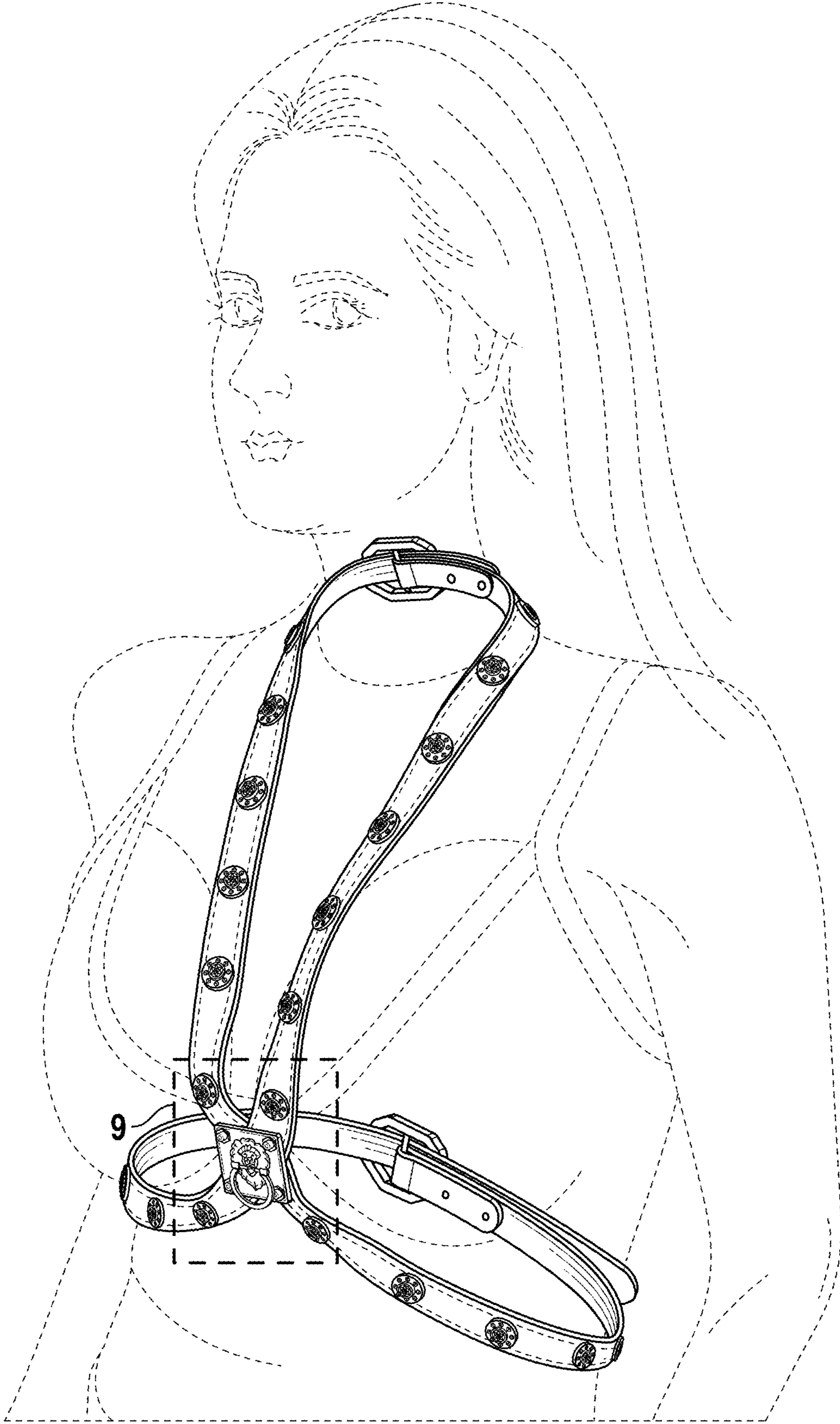


FIG. 1

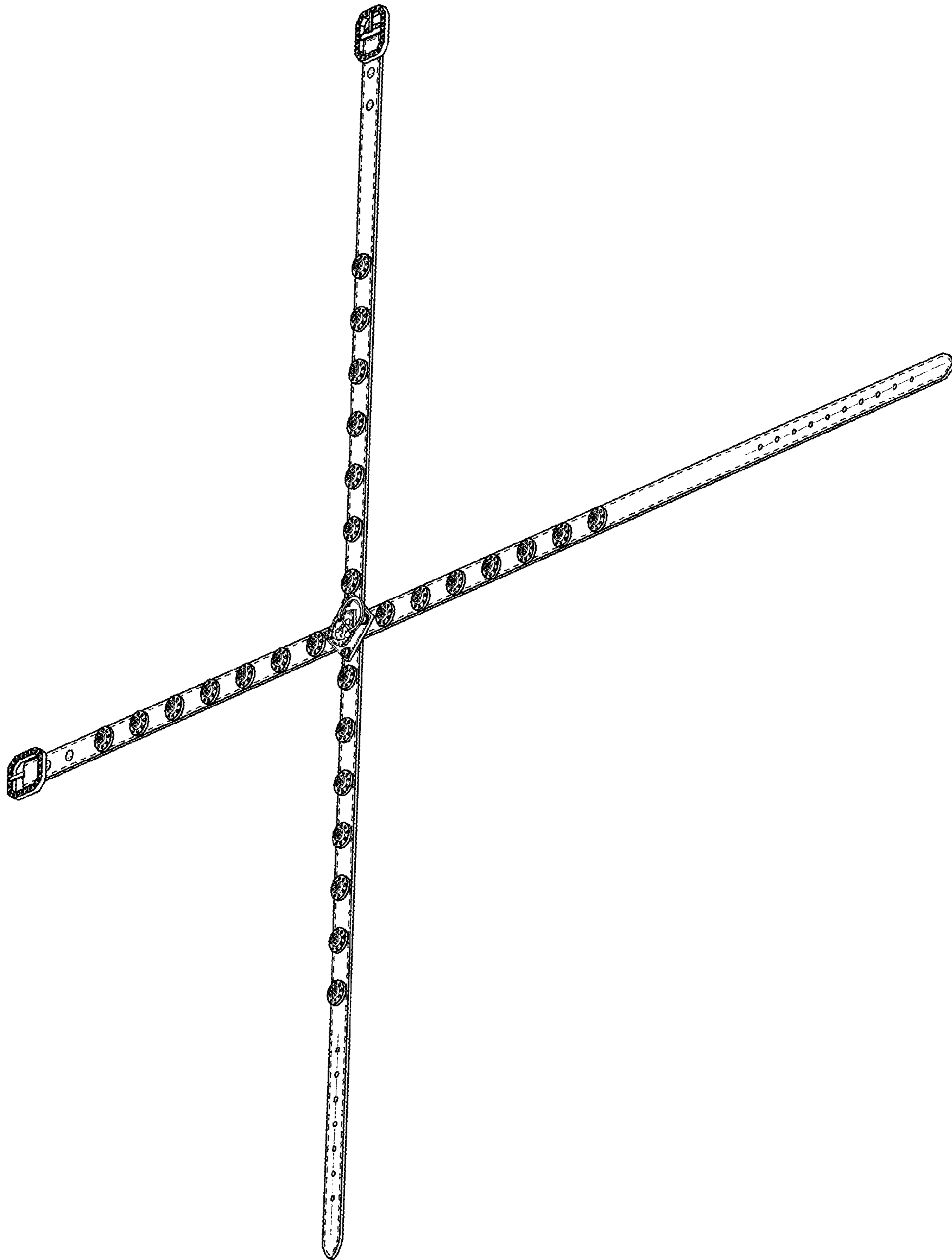


FIG. 2

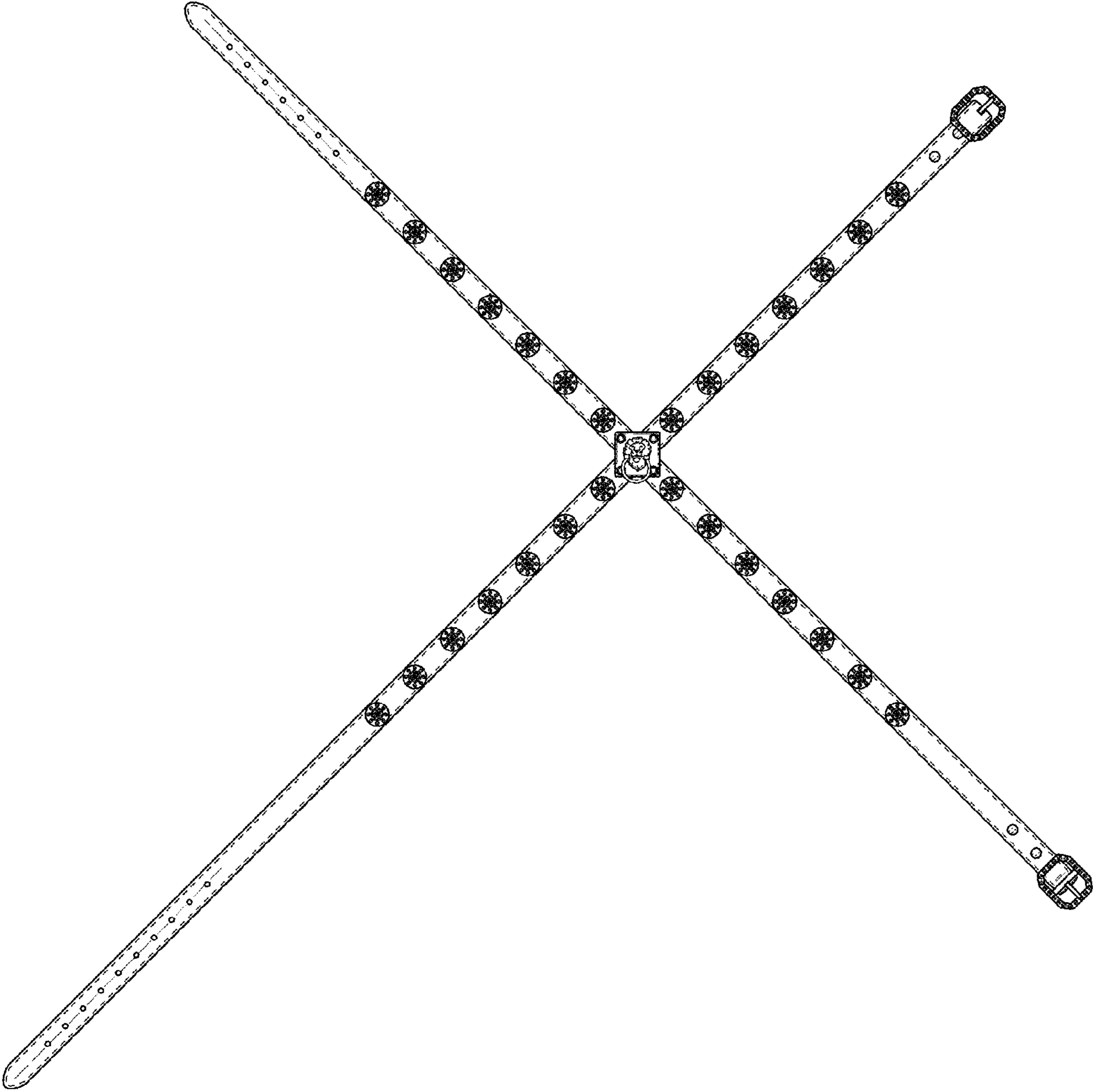


FIG. 3

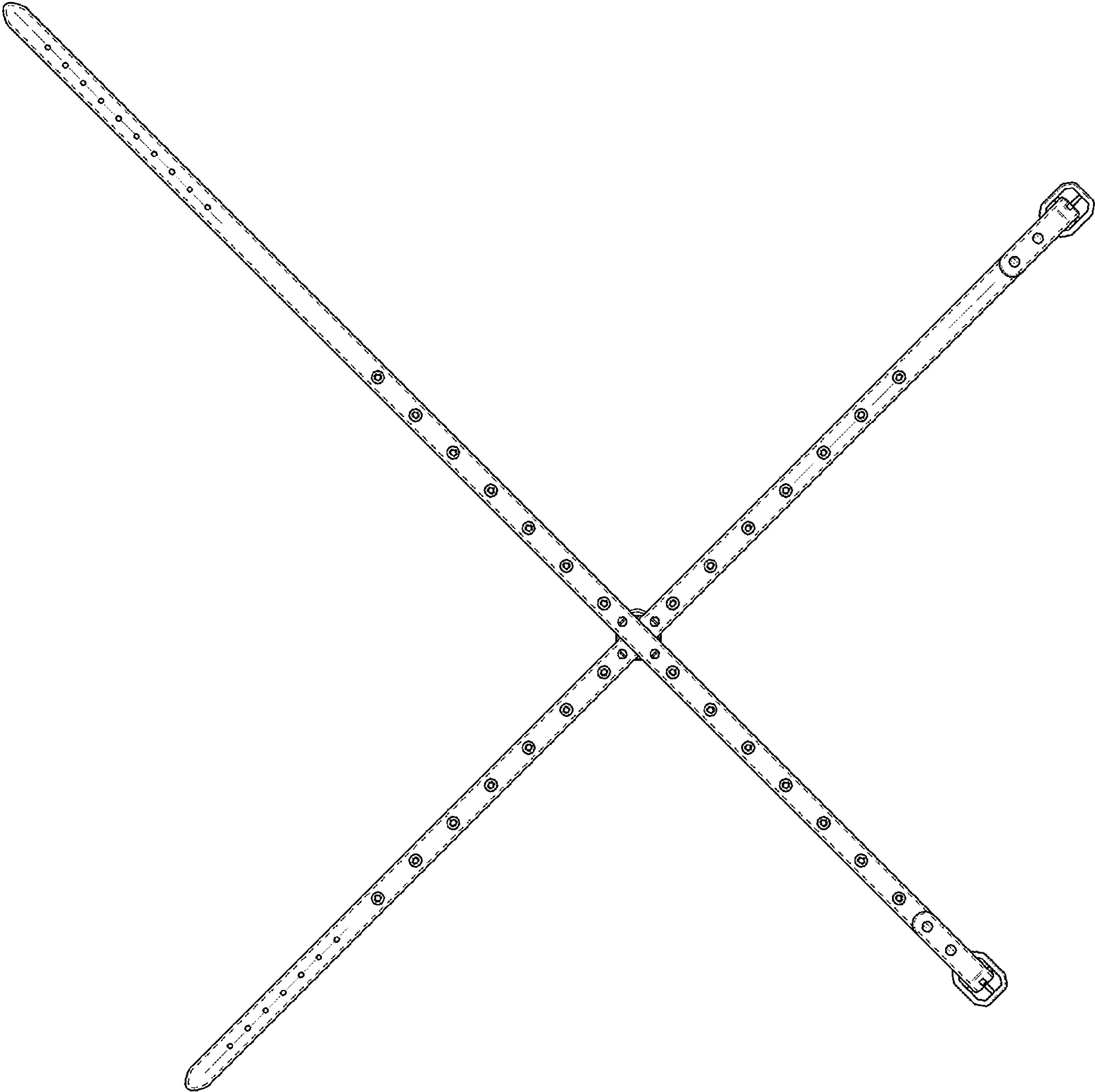


FIG. 4



FIG. 5



FIG. 6



FIG. 7



FIG. 8




FIG. 9