



US00D931535S

(12) **United States Design Patent** (10) **Patent No.:** **US D931,535 S**  
**Fyfield et al.** (45) **Date of Patent:** **\*\* Sep. 21, 2021**

(54) **RAZOR HANDLE**  
(71) Applicant: **The Gillette Company LLC**, Boston, MA (US)  
(72) Inventors: **Jahdiel Fyfield**, Roslindale, MA (US); **Jonathon Albert Riehle**, Brighton, MA (US)  
(73) Assignee: **The Gillette Company LLC**, Boston, MA (US)

D877,414 S \* 3/2020 Watson ..... D28/46  
D877,982 S \* 3/2020 Bittencourt ..... D28/46  
D877,984 S \* 3/2020 Bittencourt ..... D28/48  
D879,375 S \* 3/2020 Go ..... D28/48  
10,583,575 B2 \* 3/2020 Ntavos ..... B26B 21/443  
2008/0189964 A1 \* 8/2008 Bozikis ..... B26B 21/521  
30/526  
2013/0081291 A1 \* 4/2013 Wain ..... B26B 21/4025  
30/531  
2018/0304484 A1 \* 10/2018 Bozikis ..... B26B 21/4068  
2020/0114535 A1 \* 4/2020 Wattam ..... B26B 21/522

(\*\*) Term: **15 Years**

FOREIGN PATENT DOCUMENTS

DM 071097 4/2009

(21) Appl. No.: **29/700,019**

\* cited by examiner

(22) Filed: **Jul. 30, 2019**

*Primary Examiner* — Jennifer Rivard

(51) **LOC (13) Cl.** ..... **28-03**

(74) *Attorney, Agent, or Firm* — Joanne N. Pappas; Kevin C. Johnson

(52) **U.S. Cl.**

USPC ..... **D28/48**

(58) **Field of Classification Search**

USPC ..... D28/46–48  
CPC ..... B26B 21/00–06; B26B 21/08–38; B26B 21/44–50; B26B 21/405–4056; B26B 21/52–528

(57) **CLAIM**

The ornamental design for a razor handle, as shown and described.

See application file for complete search history.

**DESCRIPTION**

(56) **References Cited**

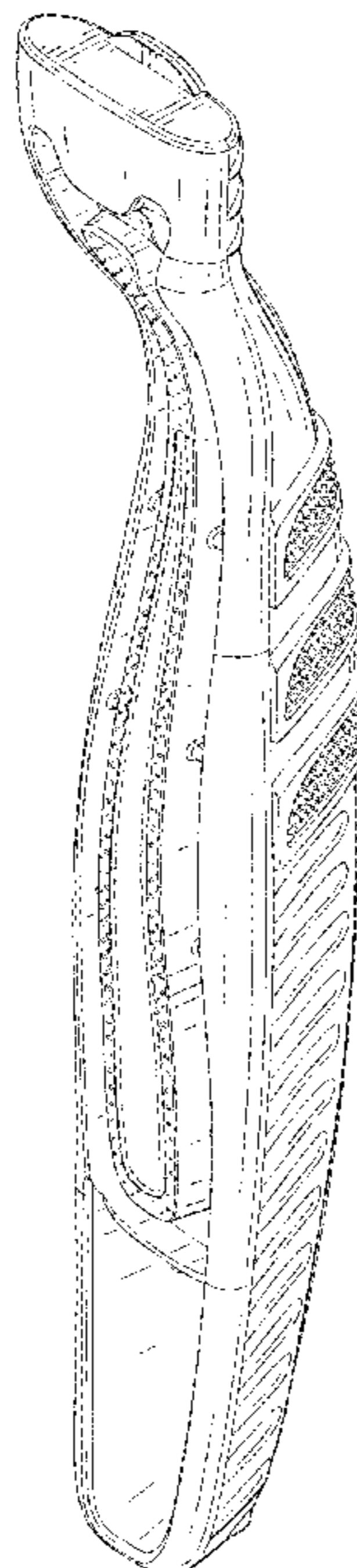
U.S. PATENT DOCUMENTS

D636,533 S \* 4/2011 Andersen ..... D28/48  
D736,466 S \* 8/2015 Cataudella ..... D28/48  
D739,604 S \* 9/2015 Christie ..... D28/48  
D750,324 S \* 2/2016 Bae ..... D28/48  
D775,422 S \* 12/2016 Faktorovich ..... D28/46  
D792,025 S \* 7/2017 Faktorovich ..... D28/48  
D812,815 S \* 3/2018 Psimadas ..... D28/48  
D829,993 S \* 10/2018 Hage ..... D28/48  
D843,659 S \* 3/2019 Go ..... D28/48

FIG. 1 is a front perspective view of a design of a razor handle of the present invention;  
FIG. 2 is a front view thereof;  
FIG. 3 is a back view thereof;  
FIG. 4 is a right side view thereof;  
FIG. 5 is a left side view thereof;  
FIG. 6 is a top view thereof; and,  
FIG. 7 is a bottom view thereof.

The broken lines illustrate a portion of the razor handle that forms no part of the claimed design.

**1 Claim, 4 Drawing Sheets**



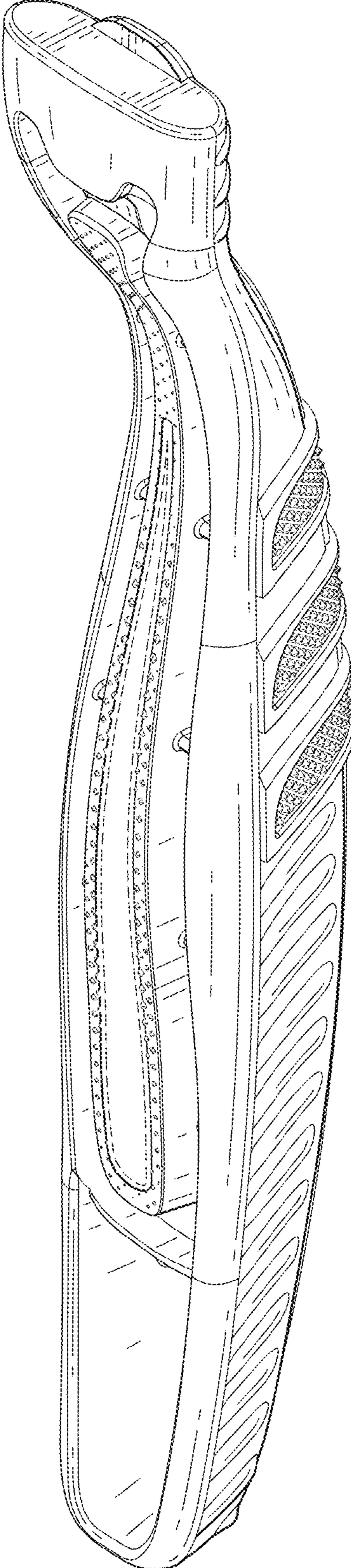


FIG. 1



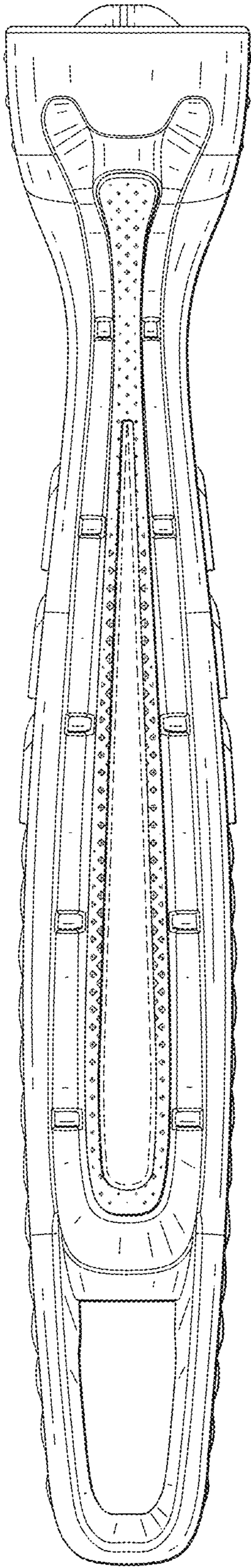


FIG. 2

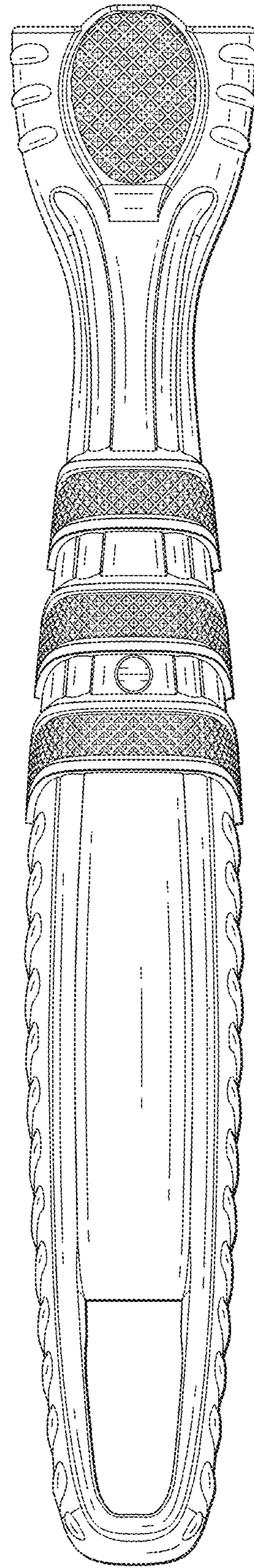


FIG. 3

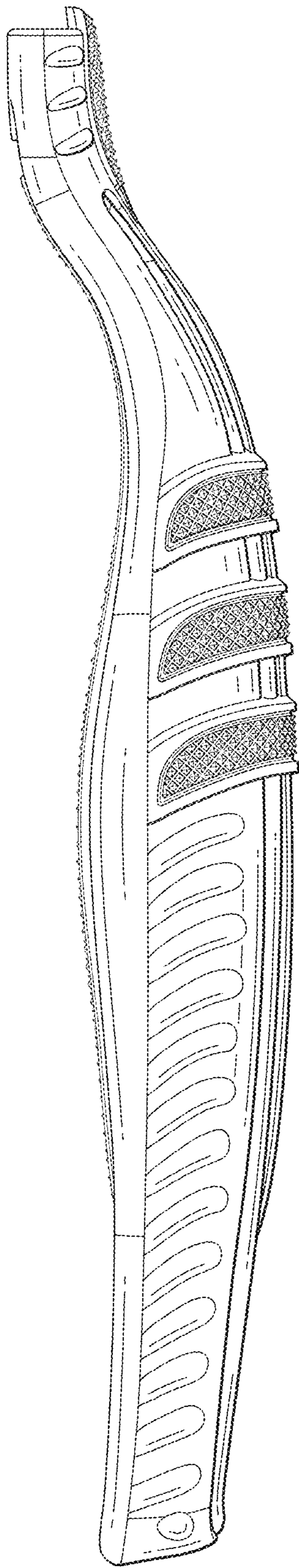


FIG. 4

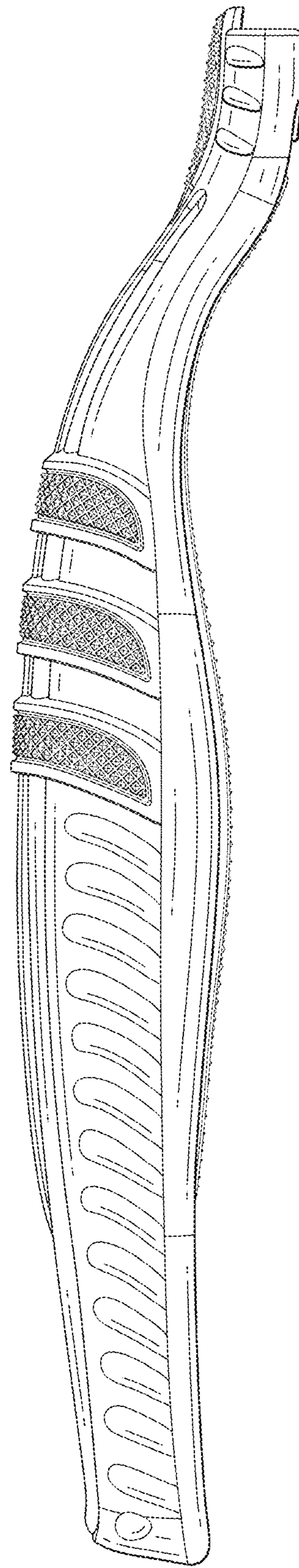


FIG. 5

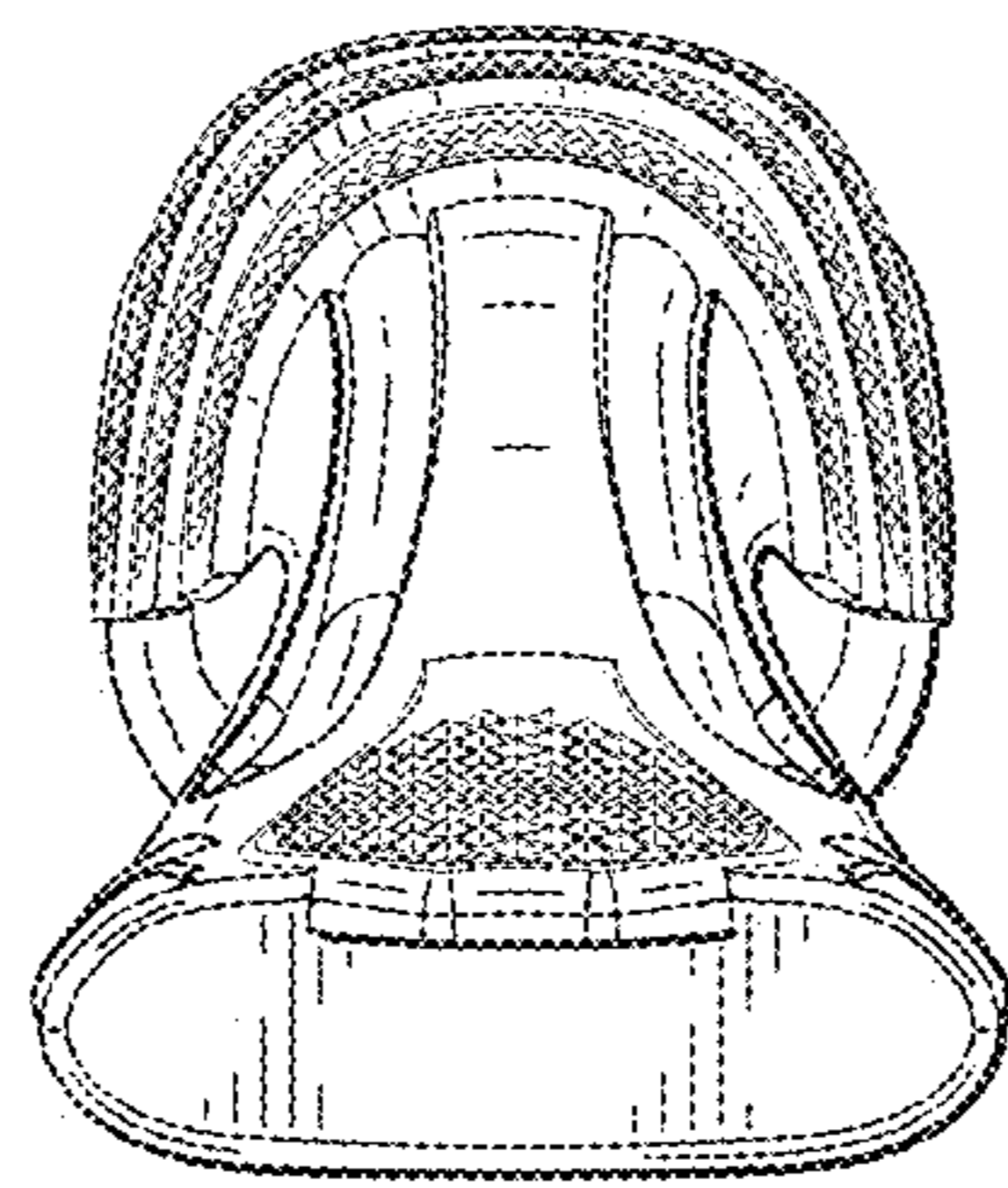


FIG. 6

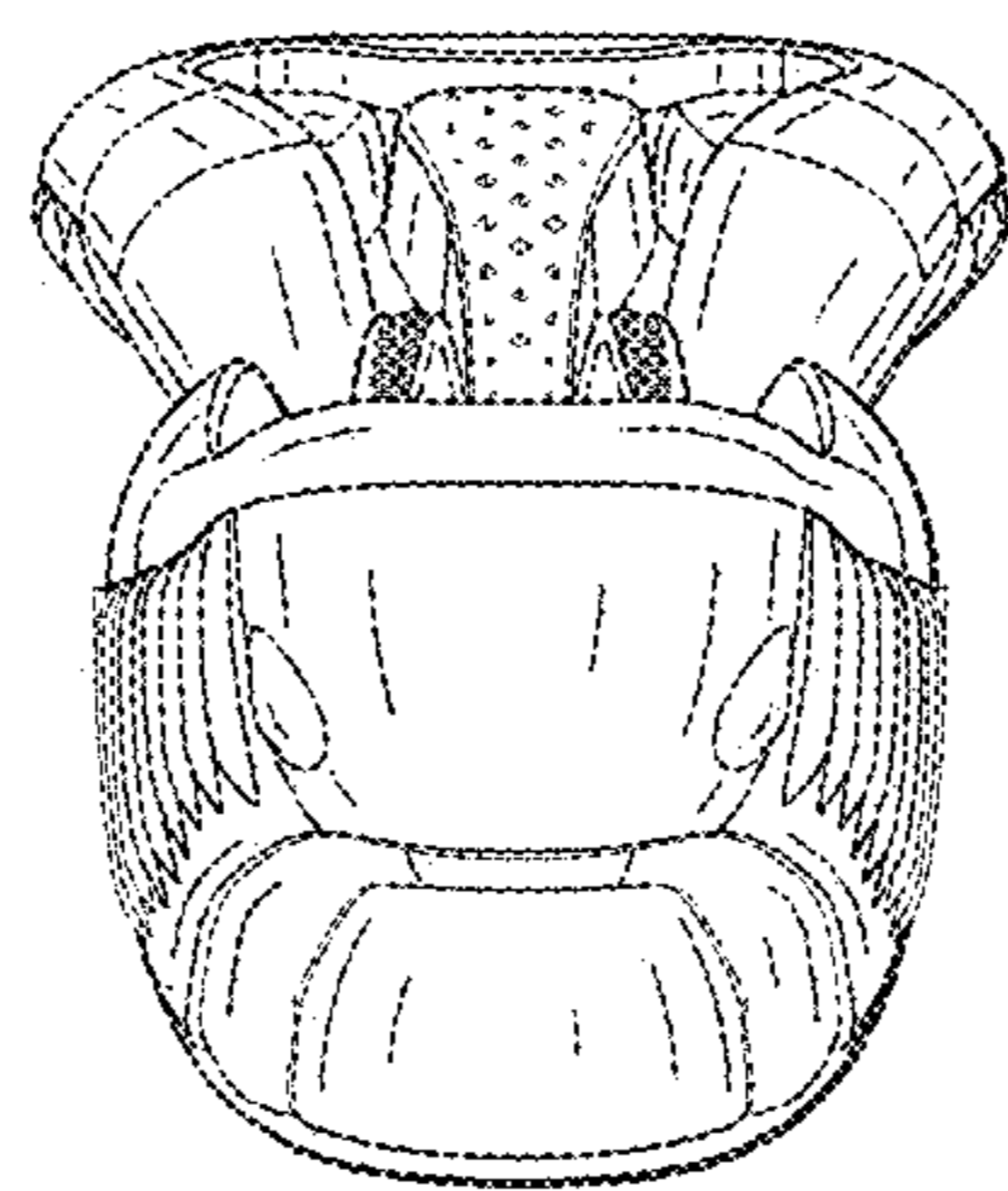


FIG. 7