



US00D931490S

(12) **United States Design Patent**  
**Li et al.**

(10) **Patent No.:** **US D931,490 S**

(45) **Date of Patent:** **\*\* Sep. 21, 2021**

(54) **MESSAGE DEVICE**

(71) Applicant: **Aukey Technology Co., Ltd**, Shenzhen (CN)

(72) Inventors: **Yongzhu Li**, Shenzhen (CN); **Haizhuan Lu**, Shenzhen (CN); **Mi Jiang**, Shenzhen (CN)

(73) Assignee: **Aukey Technology Co., Ltd**, Shenzhen (CN)

(\*\*) Term: **15 Years**

(21) Appl. No.: **29/719,495**

(22) Filed: **Jan. 6, 2020**

(51) **LOC (13) Cl.** ..... **28-03**

(52) **U.S. Cl.**  
USPC ..... **D24/215**

(58) **Field of Classification Search**  
USPC ..... D24/191, 200, 211, 212, 213, 214, 215  
CPC ..... A61H 2201/5025; A61H 7/002; A61H 7/007; A61H 2201/1623  
See application file for complete search history.

(56) **References Cited**

**U.S. PATENT DOCUMENTS**

D250,835 S *	1/1979	Grube	.....	D24/215
D253,790 S *	12/1979	Grube	.....	D24/215
D337,826 S *	7/1993	Iverson	.....	D24/206
D389,584 S *	1/1998	Leventhal	.....	D24/200
D517,217 S *	3/2006	Zou	.....	D24/215
D609,818 S *	2/2010	Tsang	.....	D24/215
D625,427 S *	10/2010	Lee	.....	D24/214
D649,655 S *	11/2011	Petersen	.....	D24/215
D674,501 S *	1/2013	Petersen	.....	D24/215
D693,016 S *	11/2013	Ma	.....	D24/215
D769,453 S *	10/2016	Ma	.....	D24/215
D810,312 S *	2/2018	Cascini	.....	D24/200
D812,238 S *	3/2018	Ho	.....	D24/200

D816,858 S *	5/2018	Gan	.....	D24/215
D817,504 S *	5/2018	Float	.....	D24/191
D817,508 S *	5/2018	Gan	.....	D24/215
D818,596 S *	5/2018	Zheng	.....	D24/200
D847,361 S *	4/2019	Lee	.....	D24/215
D849,256 S *	5/2019	Lin	.....	D24/200
D850,643 S *	6/2019	Zhong	.....	D24/215
D851,272 S *	6/2019	Huang	.....	D24/215
D852,974 S *	7/2019	Lee	.....	D24/215
D853,577 S *	7/2019	Li	.....	D24/215
D887,019 S *	6/2020	Wang	.....	D24/215
D888,263 S *	6/2020	Du	.....	D24/215
D895,830 S *	9/2020	Nakamura	.....	D24/215
D903,139 S *	11/2020	Liang	.....	D24/215
D905,266 S *	12/2020	Liu	.....	D24/215
D911,542 S *	2/2021	Zhang	.....	D24/215
D921,214 S *	6/2021	Wu	.....	D24/215
D921,912 S *	6/2021	Grbic	.....	D24/211

(Continued)

*Primary Examiner* — Cynthia Ramirez

*Assistant Examiner* — Michael A Maharajh

(74) *Attorney, Agent, or Firm* — Westbridge IP LLC

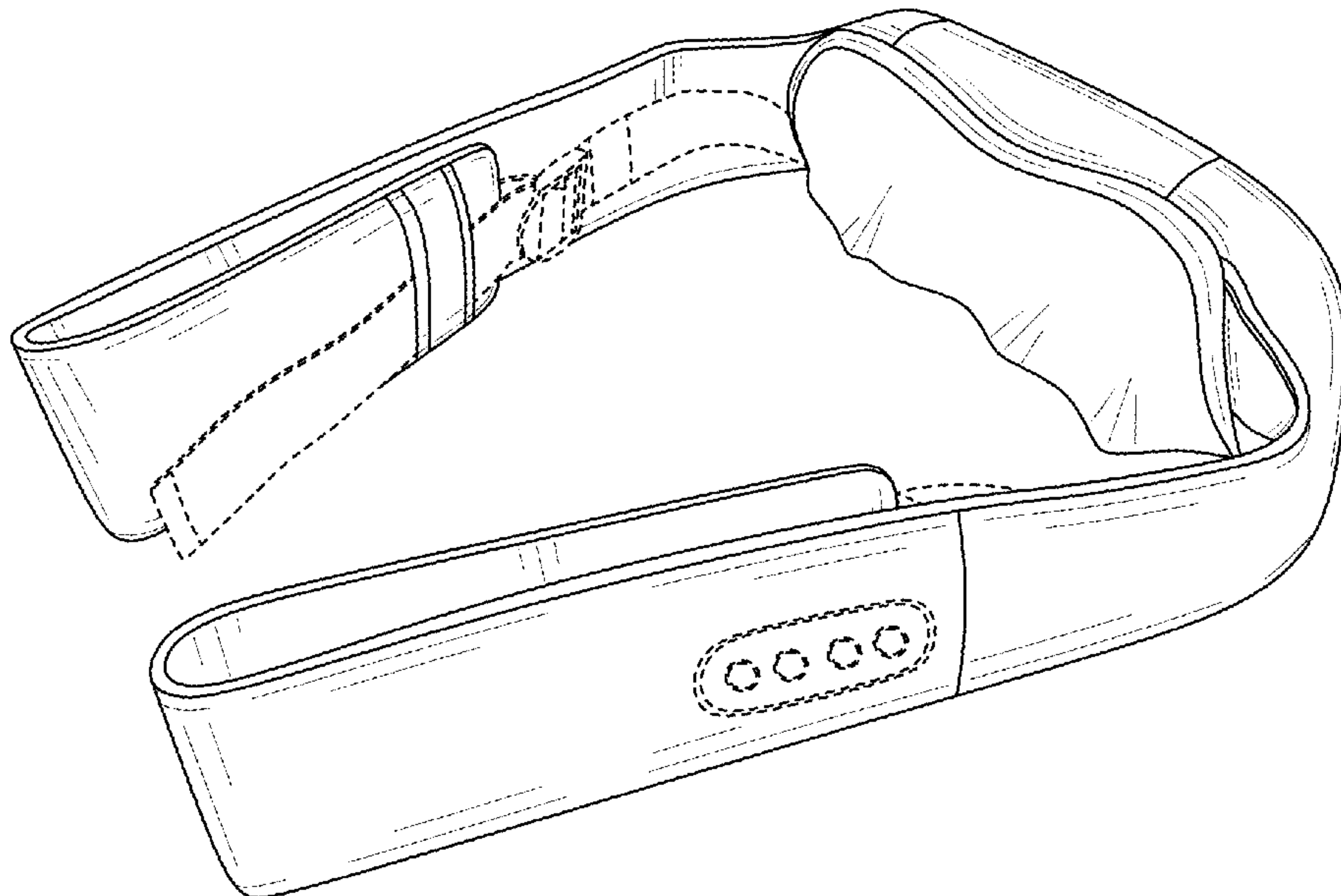
(57) **CLAIM**

The ornamental design for a massage device, as shown and described.

**DESCRIPTION**

FIG. 1 is a rear, left, and top perspective view of a massage device in use showing our new design;  
FIG. 2 is a front elevational view shown in an alternate configuration;  
FIG. 3 is a rear elevational view thereof;  
FIG. 4 is a left side view thereof;  
FIG. 5 is a right side view thereof;  
FIG. 6 is a top plan view thereof; and,  
FIG. 7 is a bottom plan view thereof.  
The broken lines in the drawings illustrate the portions of the massage device which form no part of the claimed design.

**1 Claim, 7 Drawing Sheets**



(56)

**References Cited**

U.S. PATENT DOCUMENTS

2014/0188019 A1\* 7/2014 Ma ..... A61H 7/007  
601/112  
2021/0022950 A1\* 1/2021 Zheng ..... A61H 1/00

\* cited by examiner

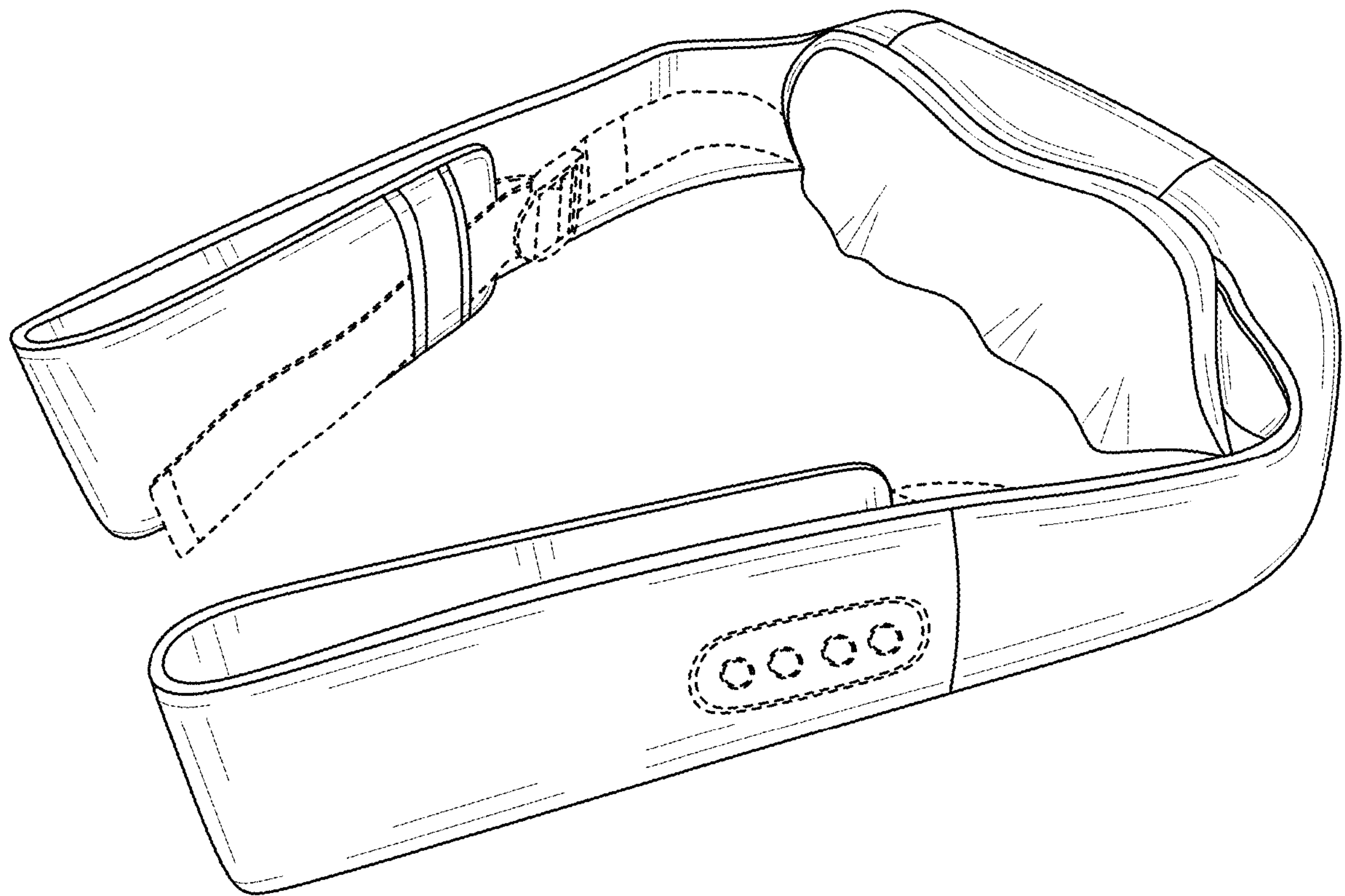


FIG. 1

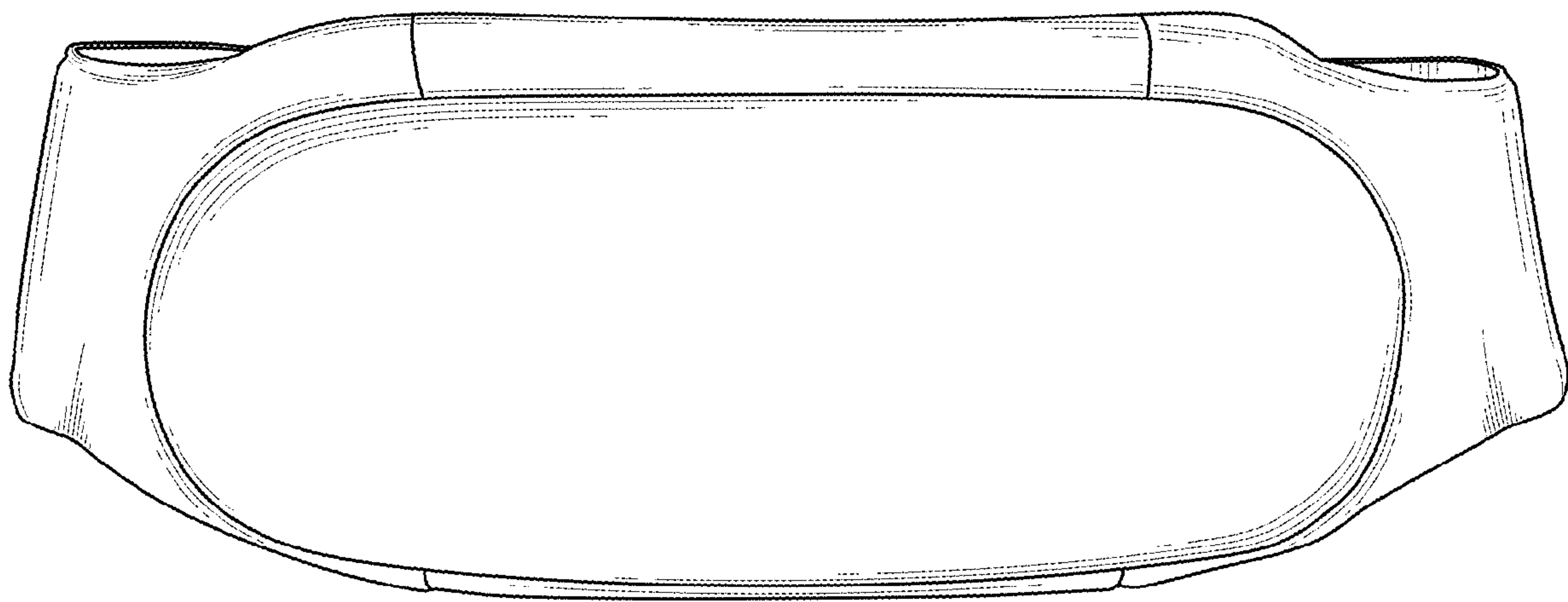


FIG. 2

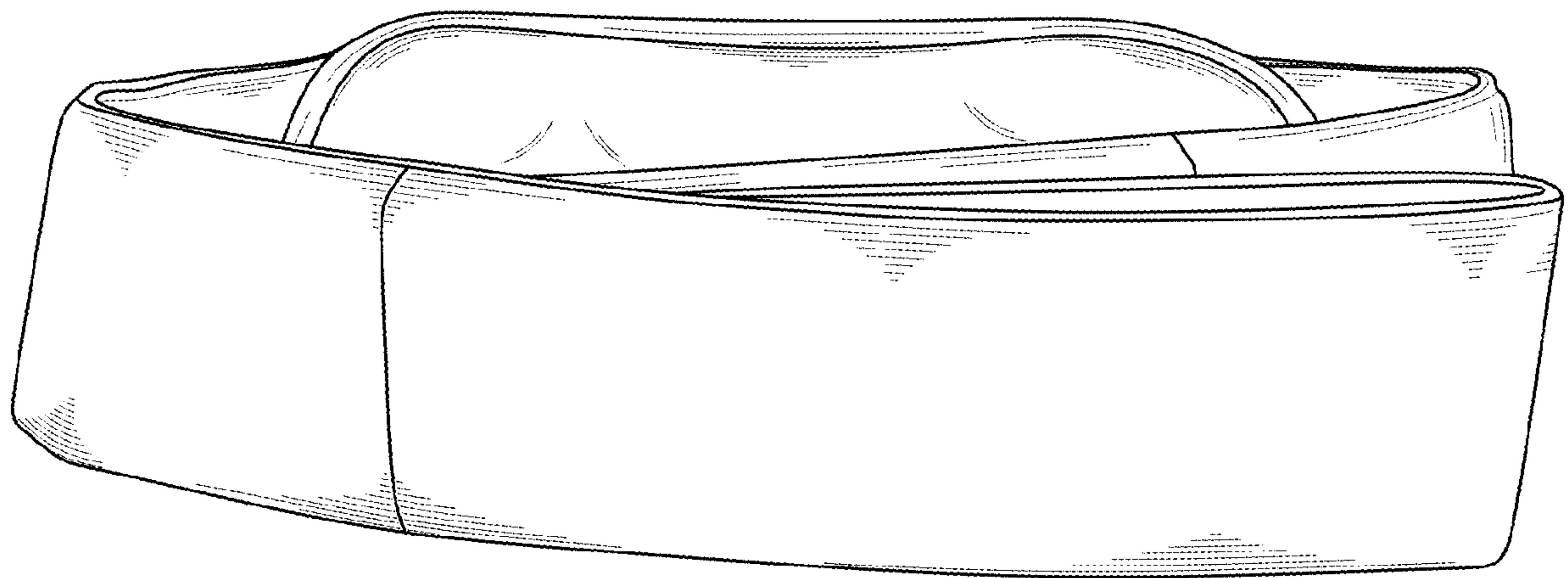


FIG. 3

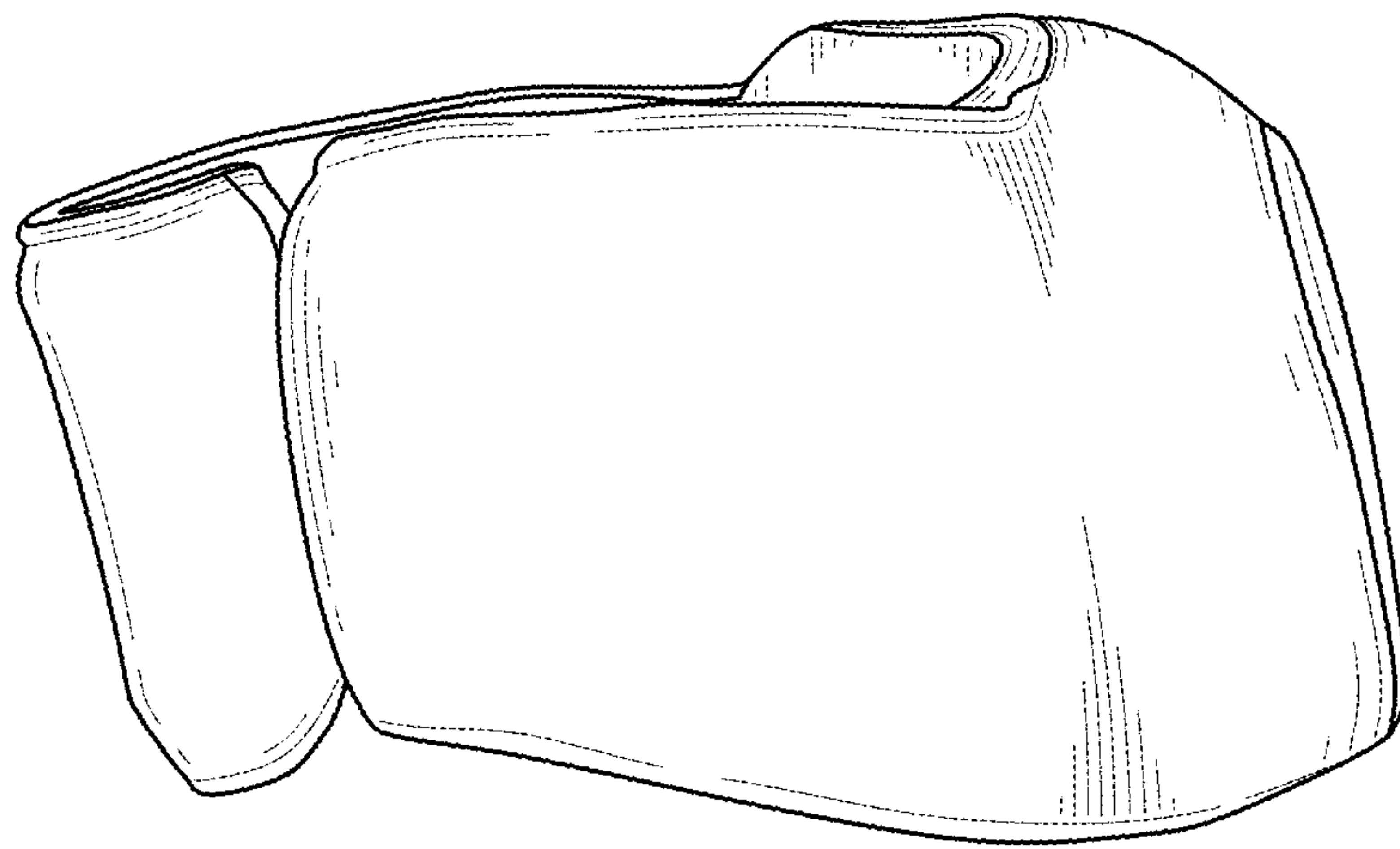


FIG. 4



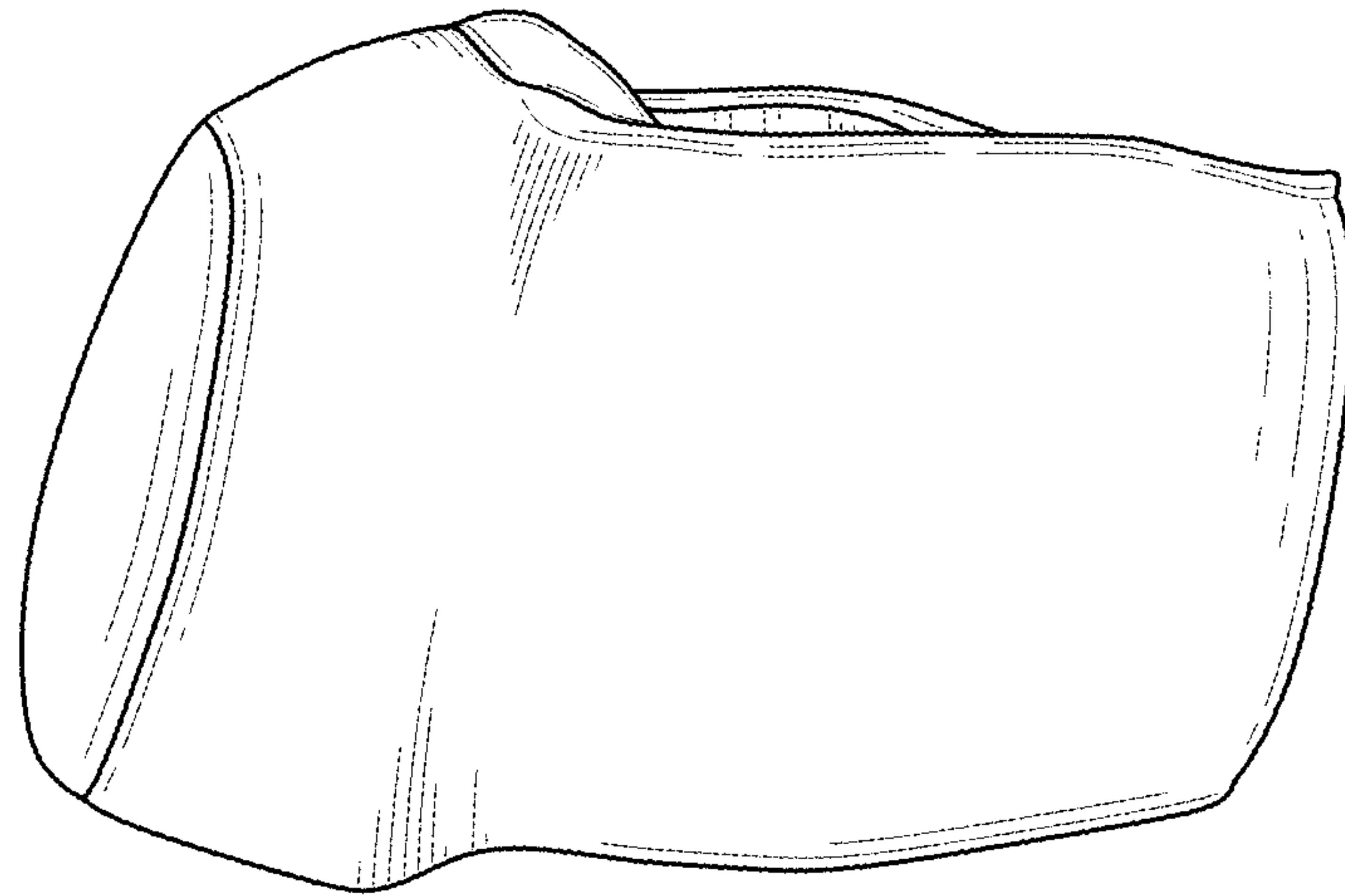


FIG. 5

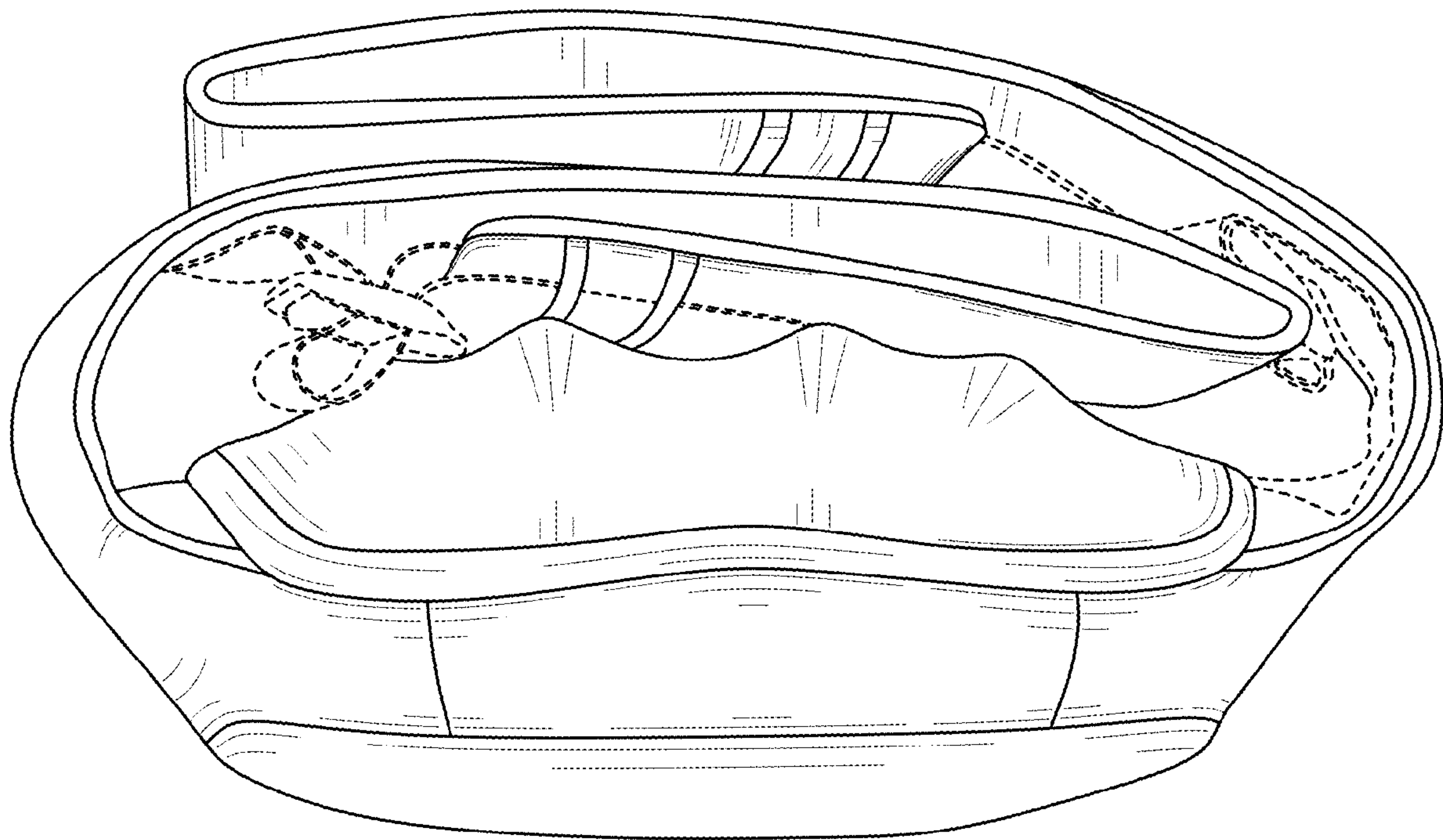


FIG. 6



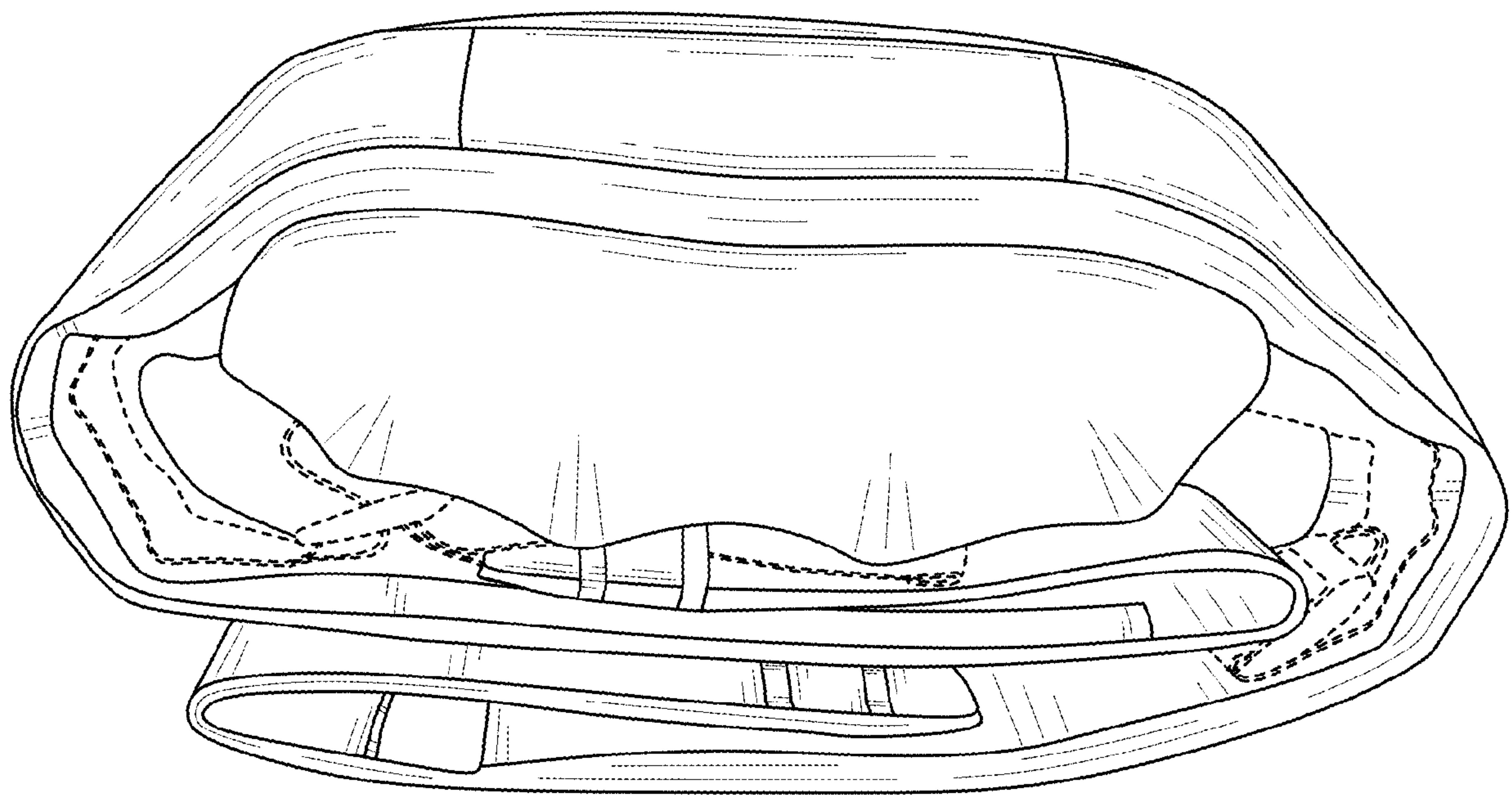


FIG. 7