



US00D931475S

(12) **United States Design Patent** (10) **Patent No.:** **US D931,475 S**  
**Kersen et al.** (45) **Date of Patent:** **\*\* Sep. 21, 2021**

(54) **TOE CREST**

- (71) Applicants: **Lawrence Kersen**, Boonton, NJ (US);  
**Marty Vogel**, Flushing, NY (US)
- (72) Inventors: **Lawrence Kersen**, Boonton, NJ (US);  
**Marty Vogel**, Flushing, NY (US)
- (73) Assignee: **Poly-Gel L.L.C.**, Whippany, NJ (US)
- (\*\*) Term: **15 Years**
- (21) Appl. No.: **29/698,043**
- (22) Filed: **Jul. 12, 2019**
- (51) **LOC (13) Cl.** ..... **24-01**
- (52) **U.S. Cl.**  
USPC ..... **D24/192**
- (58) **Field of Classification Search**  
USPC ..... D24/188–192, 200, 206, 214, 215  
CPC ..... A61F 13/00021; A61F 13/0203; A61F  
13/066  
See application file for complete search history.

(56) **References Cited**

U.S. PATENT DOCUMENTS

D720,861 S *	1/2015	Rust Huthmaker	.....	D24/192
D763,454 S *	8/2016	Rust Huthmaker	.....	D24/192
D767,771 S *	9/2016	Moon	.....	D24/188
D775,352 S *	12/2016	Mills	.....	D24/171
D787,078 S *	5/2017	Daniels	.....	D24/192
D835,793 S *	12/2018	Zhuang	.....	D24/192
D884,199 S *	5/2020	Mei	.....	D24/190
D922,590 S *	6/2021	Kersen	.....	D24/192
2008/0023017 A1 *	1/2008	Cotton	.....	A45D 29/22 132/73
2011/0284018 A1 *	11/2011	Dragos	.....	A45D 29/22 132/73
2012/0152267 A1 *	6/2012	Chang	.....	A43B 3/106 132/200

OTHER PUBLICATIONS

Best Advisors. Best Bunion Correctors in the UK. Nov. 26, 2020. <https://www.bestadvisers.co.uk/bunion-correctors> (Year: 2020).\*

Amazon. DR JK Bunion Relief, Toe Separators Bunion Pal Kit, 8 Piece of Bunion Pals to Fight Bunion! Bunion Corrector, Hallux Valgus, Toe Straighteners. Mar. 16, 2017. <https://www.amazon.com/dp/B06XPN7CZR/?tag=trfoa5k-20> (Year: 2017).\*

\* cited by examiner

*Primary Examiner* — Darcey E Gottschalk  
(74) *Attorney, Agent, or Firm* — Edwin D. Schindler

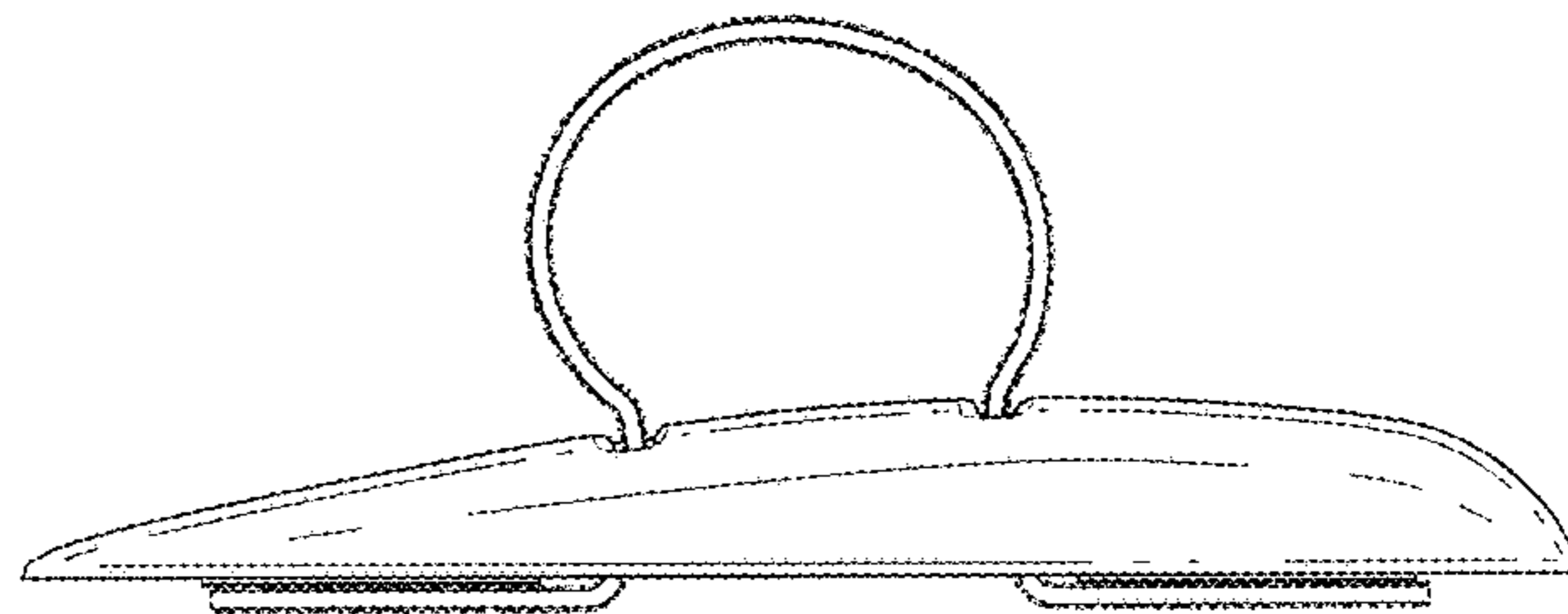
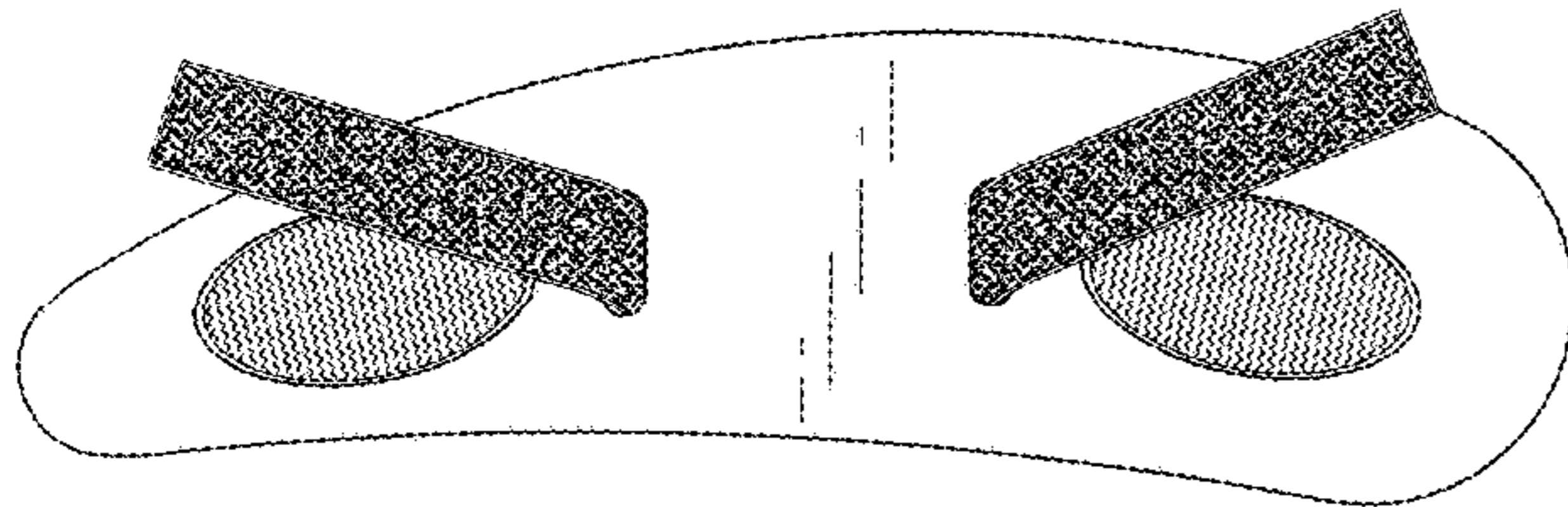
(57) **CLAIM**

The ornamental design for a toe crest, as shown and described.

**DESCRIPTION**

FIG. 1 is a bottom view of a toe crest for a right foot of the present design;  
FIG. 2 is a top view of the toe crest for a right foot of the design of FIG. 1;  
FIG. 3 is a first side view of the toe crest for a right foot of the design of FIG. 1;  
FIG. 4 is a second side view of the toe crest for a right foot of the design of FIG. 1, the second side view shown being a side view that is opposite the side of the first side view for a right foot of the design of FIG. 1; and,  
FIG. 5 is a front view of the toe crest for a right foot of the design of FIG. 1.  
The zig-zag object lines in FIG. 1 indicates a contrast in material specific to the hook-and-loop fastener.

**1 Claim, 5 Drawing Sheets**



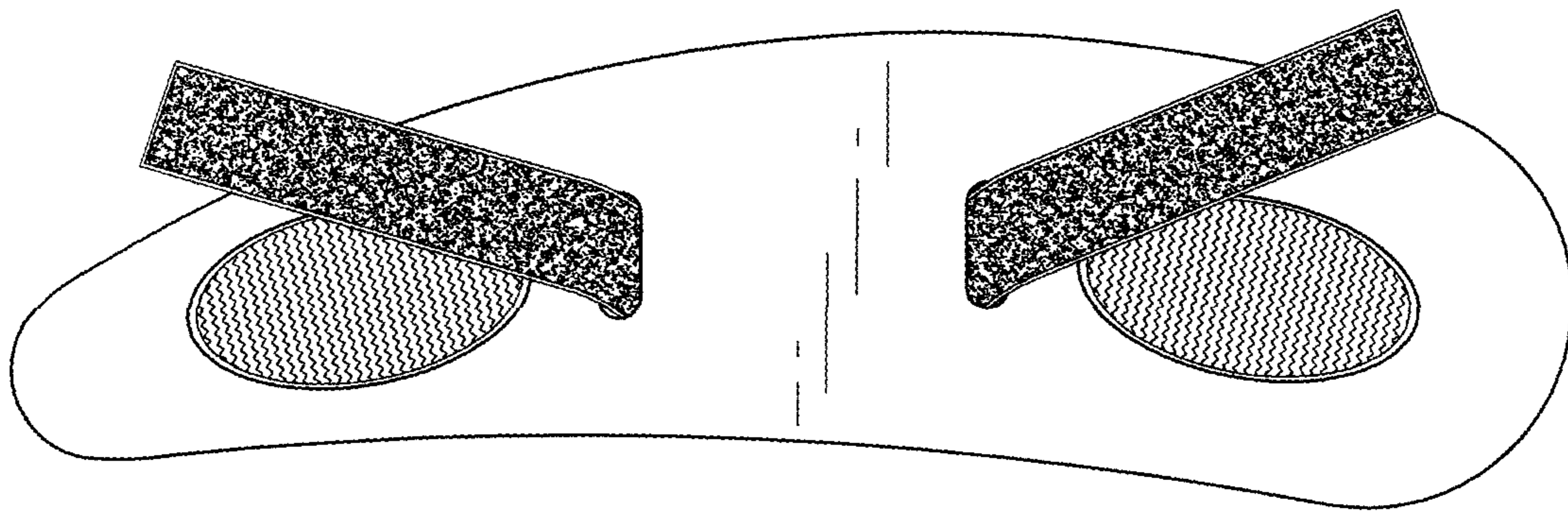


FIG. 1

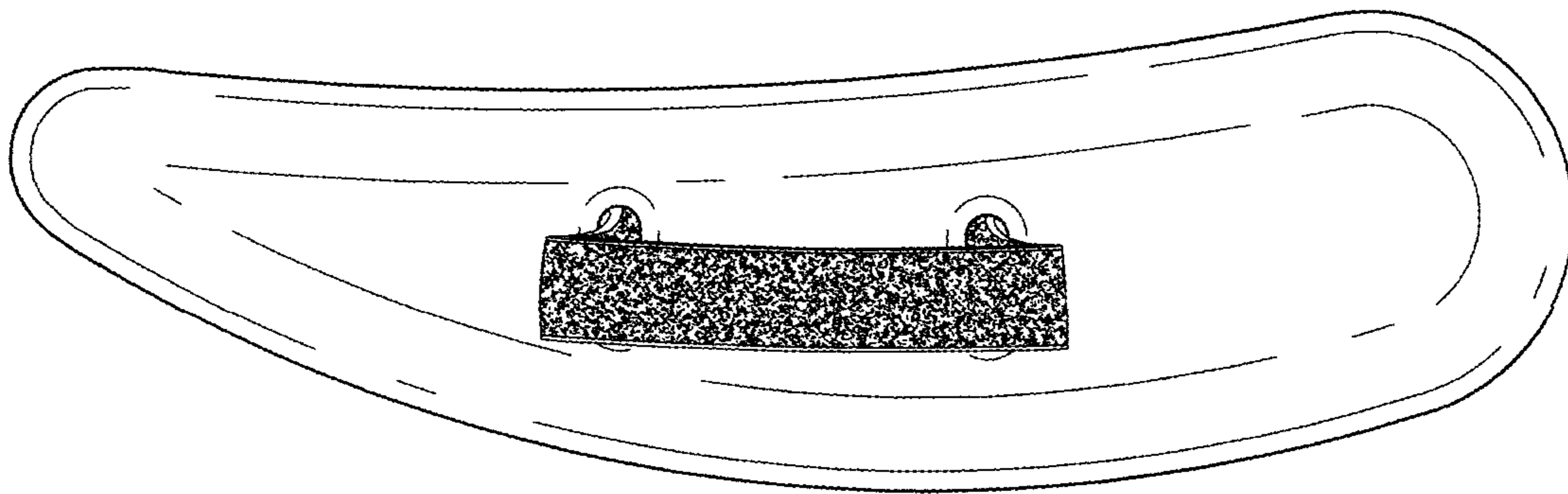


FIG. 2

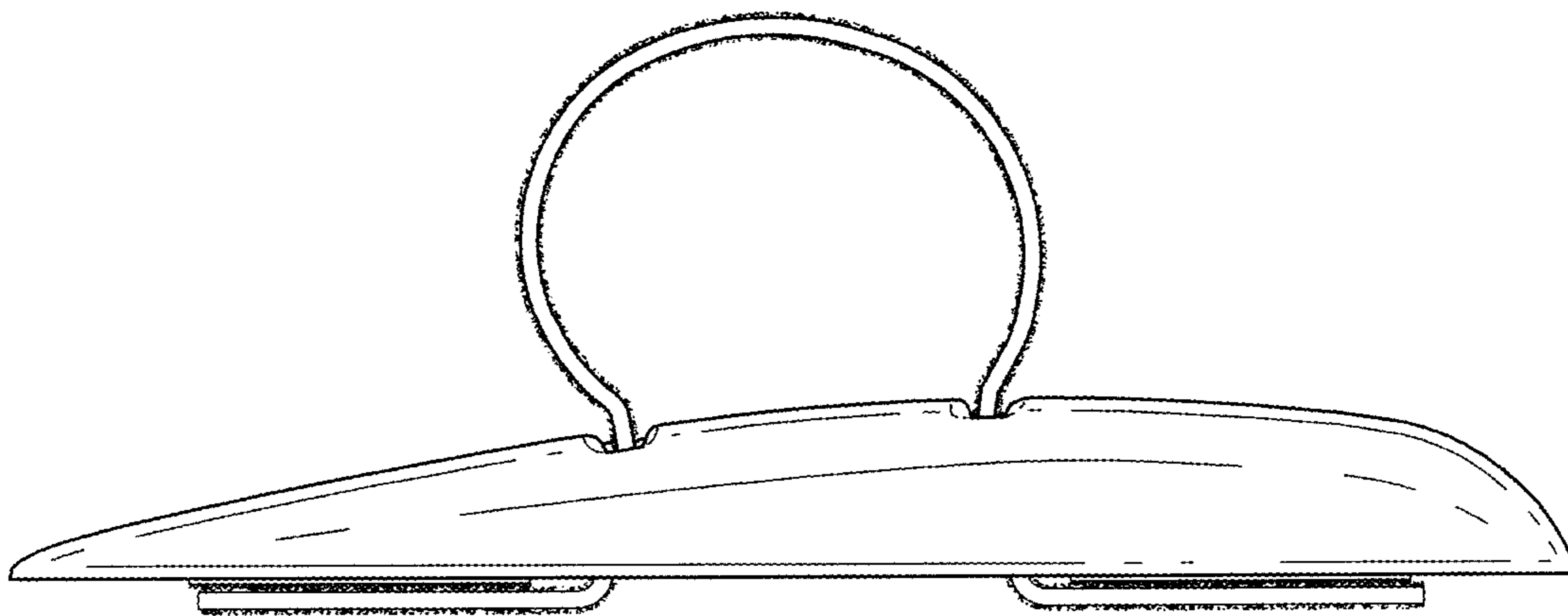


FIG. 3

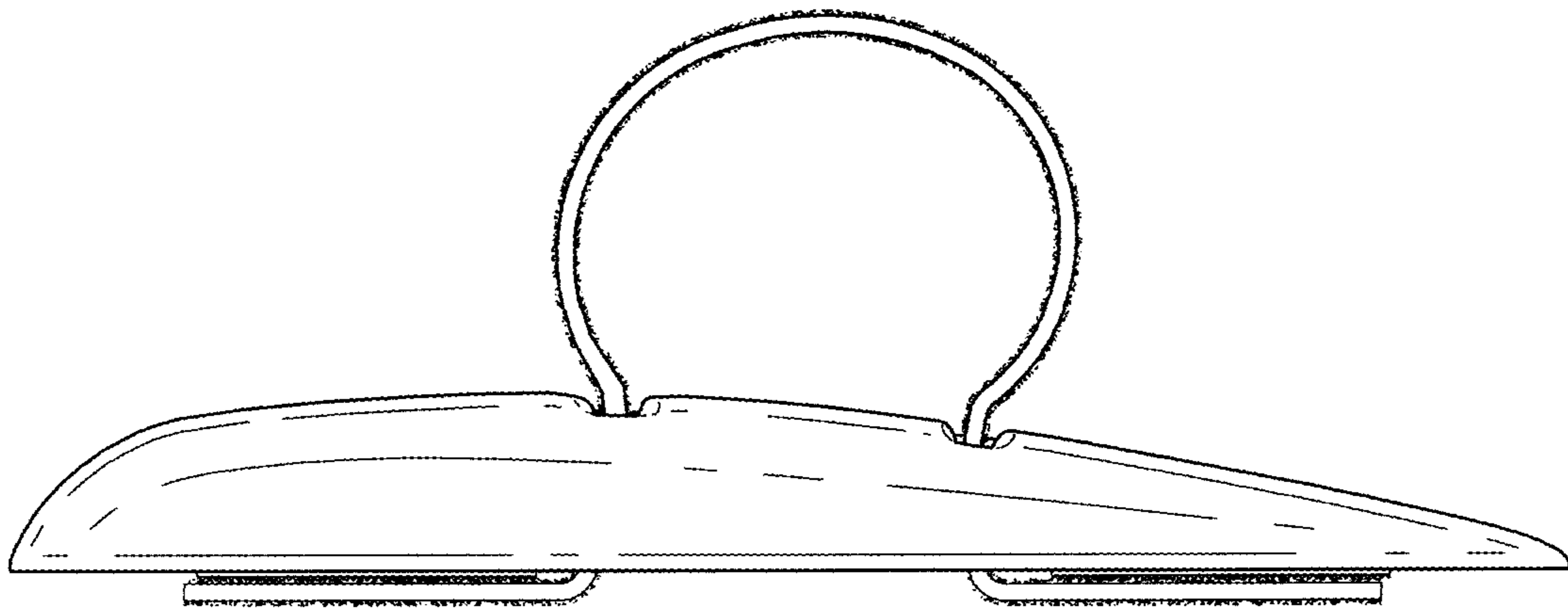


FIG. 4

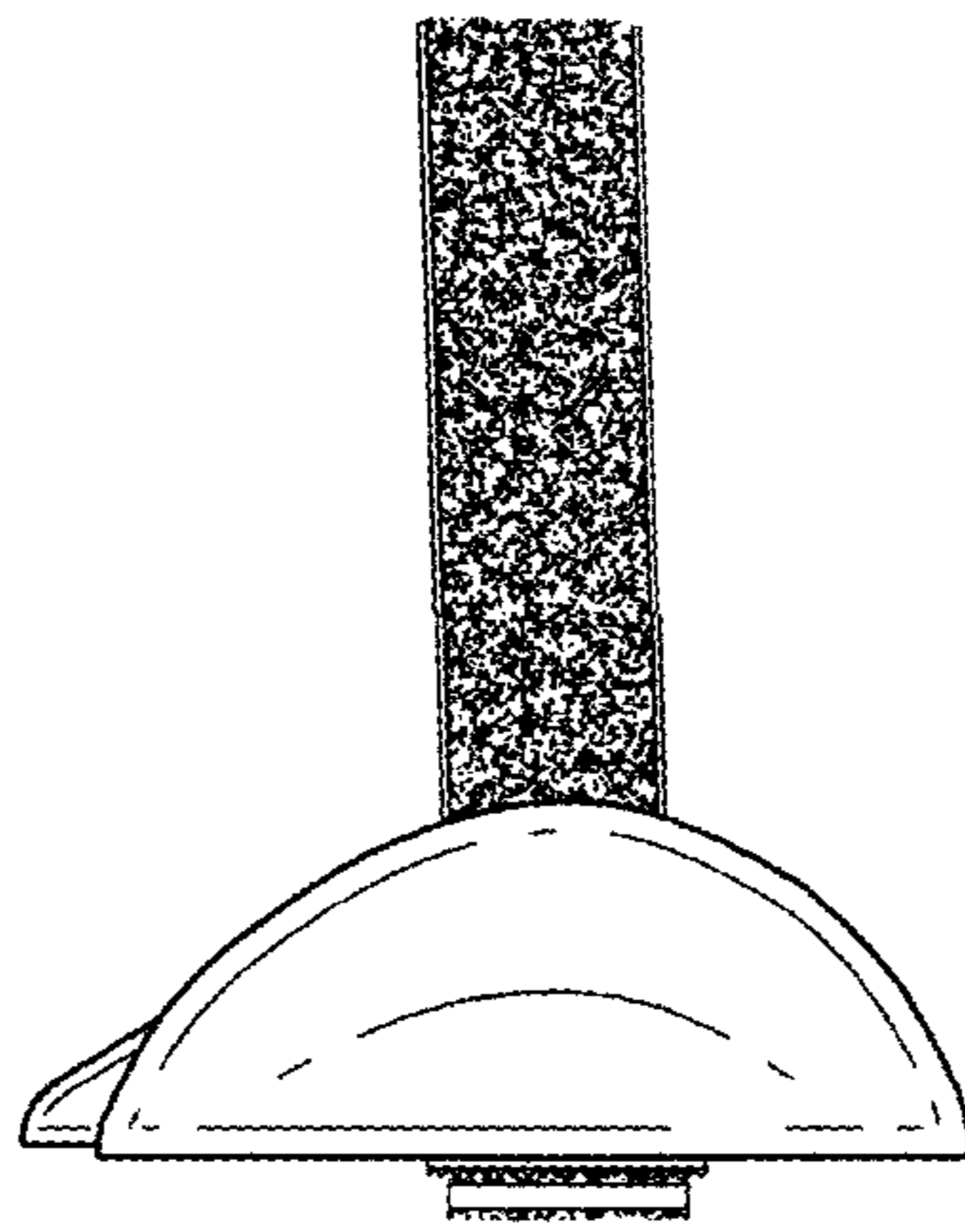


FIG. 5