



US00D931439S

(12) **United States Design Patent** (10) **Patent No.:** **US D931,439 S**
Morishita et al. (45) **Date of Patent:** **** Sep. 21, 2021**

(54) **CONTROL UNIT FOR NEEDLELESS INJECTOR**

(71) Applicant: **DAICEL CORPORATION**, Osaka (JP)
(72) Inventors: **Yosuke Morishita**, Kyoto (JP); **Katsuya Miki**, Tokyo (JP); **Hiromitsu Iga**, Tokyo (JP)
(73) Assignee: **DAICEL CORPORATION**, Osaka (JP)

(**) Term: **15 Years**

(21) Appl. No.: **35/508,458**

(22) Filed: **May 22, 2019**

(80) **Hague Agreement Data**

Int. Filing Date: **May 22, 2019**
Int. Reg. No.: **DM/205395**
Int. Reg. Date: **May 22, 2019**
Int. Reg. Pub. Date: **Jan. 31, 2020**

(30) **Foreign Application Priority Data**

Nov. 26, 2018 (JP) 2018-025601
Nov. 26, 2018 (JP) 2018-025606
Nov. 26, 2018 (JP) 2018-025609
Nov. 26, 2018 (JP) 2018-025610

(51) **LOC (13) Cl.** **24-02**

(52) **U.S. Cl.**
USPC **D24/113**

(58) **Field of Classification Search**
USPC D24/113, 108, 112, 114, 127, 130, 133, D24/186; D8/10, 107, 300, 303; D30/162; D21/775; D3/12; D7/395
CPC A61M 5/30; A61M 5/2046; A61M 5/3007; A61M 2005/2013; A61M 2205/8206; A61M 2205/8231; A61M 5/2053; A61M 5/3129; A61M 5/46

See application file for complete search history.

(56) **References Cited**

U.S. PATENT DOCUMENTS

D829,890 S * 10/2018 Denzer D24/113
D834,709 S * 11/2018 Glocker D24/113
D840,532 S * 2/2019 Glocker D24/113
D882,761 S * 4/2020 Cabiri A61M 5/1456
D24/111
D889,638 S * 7/2020 Crothall D24/113
D893,021 S * 8/2020 Dyer D24/113
D895,106 S * 9/2020 Patil D24/113
D902,391 S * 11/2020 Scrimgeour D24/113
D902,392 S * 11/2020 Scrimgeour D24/113

(Continued)

OTHER PUBLICATIONS

“Development of Pyro-Drive Jet Injector With Controllable Jet Pressure” <https://www.sciencedirect.com/science/article/pii/S002235491930139X> Jul. 2019 (Year: 2019).*

(Continued)

Primary Examiner — Samantha Q Lawrence

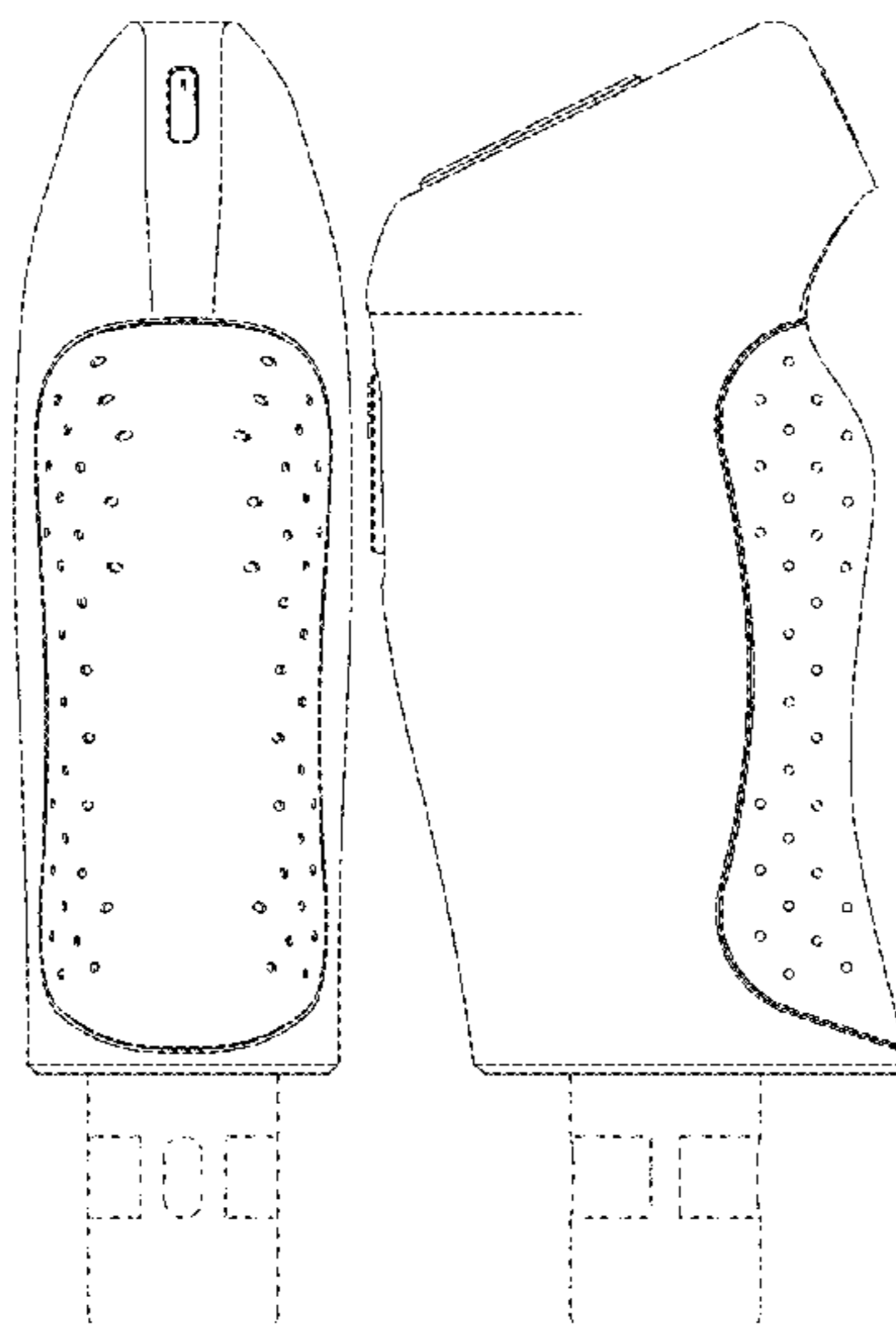
(57) **CLAIM**

The ornamental designs for a control unit for needleless injector, as shown and described.

DESCRIPTION

No(s) 1: Control unit for needleless injector
Figure 1.1 is a front view of a control unit for needleless injector;
Figure 1.2 is a back view thereof;
Figure 1.3 is a top view thereof;
Figure 1.4 is a bottom view thereof;
Figure 1.5 is a left view thereof; and
Figure 1.6 is a right view thereof.
The broken lines shown in Figures 1.1-1.2 and Figures 1.4-1.6 illustrate portions of the control unit for needleless injector that form no part of the claimed design.

1 Claim, 6 Drawing Sheets



(56)

References Cited

U.S. PATENT DOCUMENTS

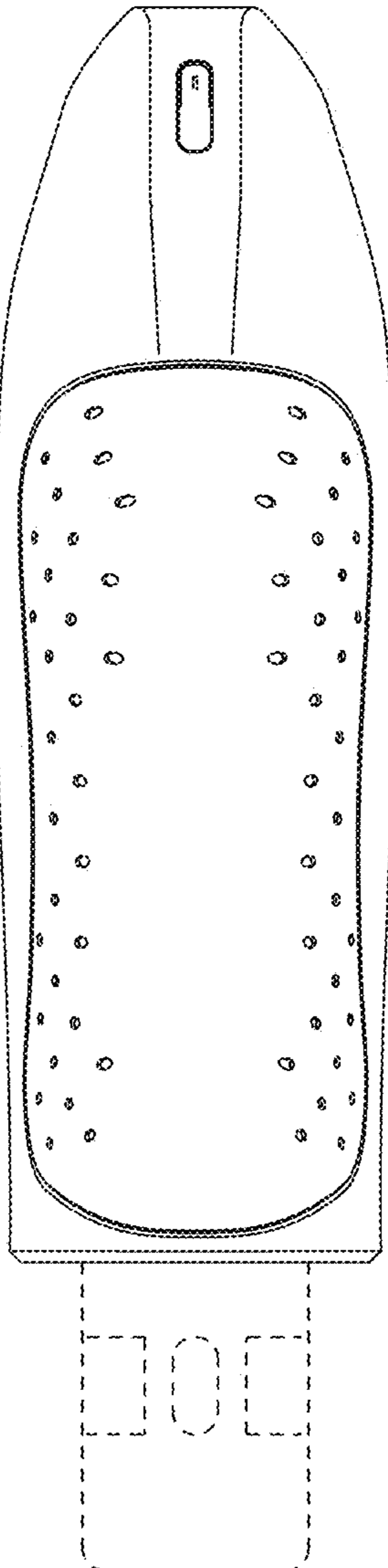
D903,108 S * 11/2020 Scrimgeour D24/113
D903,109 S * 11/2020 Wildenhahn D24/113

OTHER PUBLICATIONS

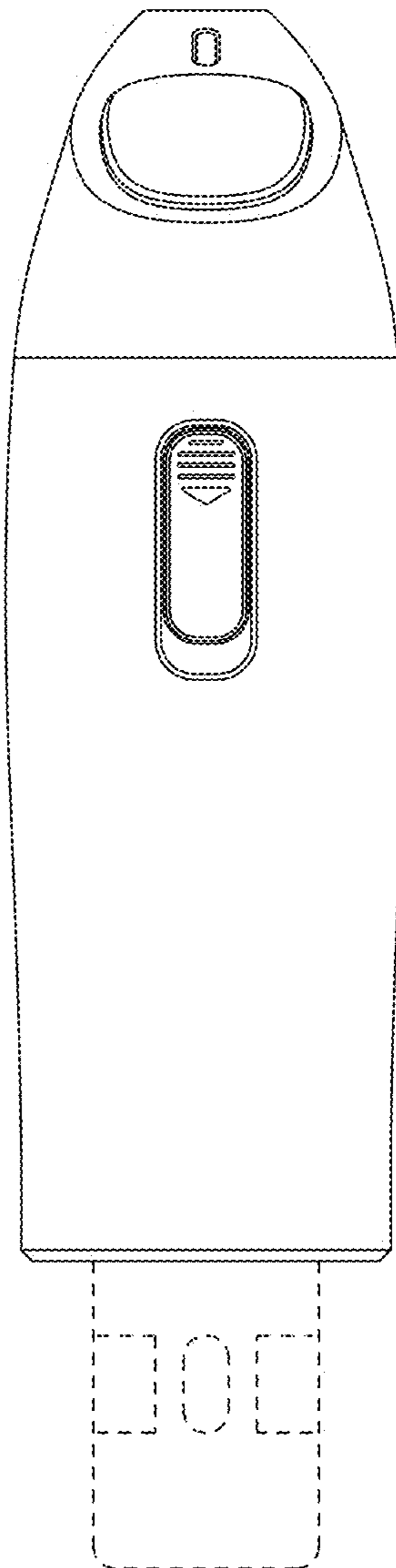
Actranza Lab Pyro-Drive Jet Injector <https://www.daicel.com/en/business/new-solution/actranza/> Aug. 3, 2020 (Year: 2020).*

* cited by examiner

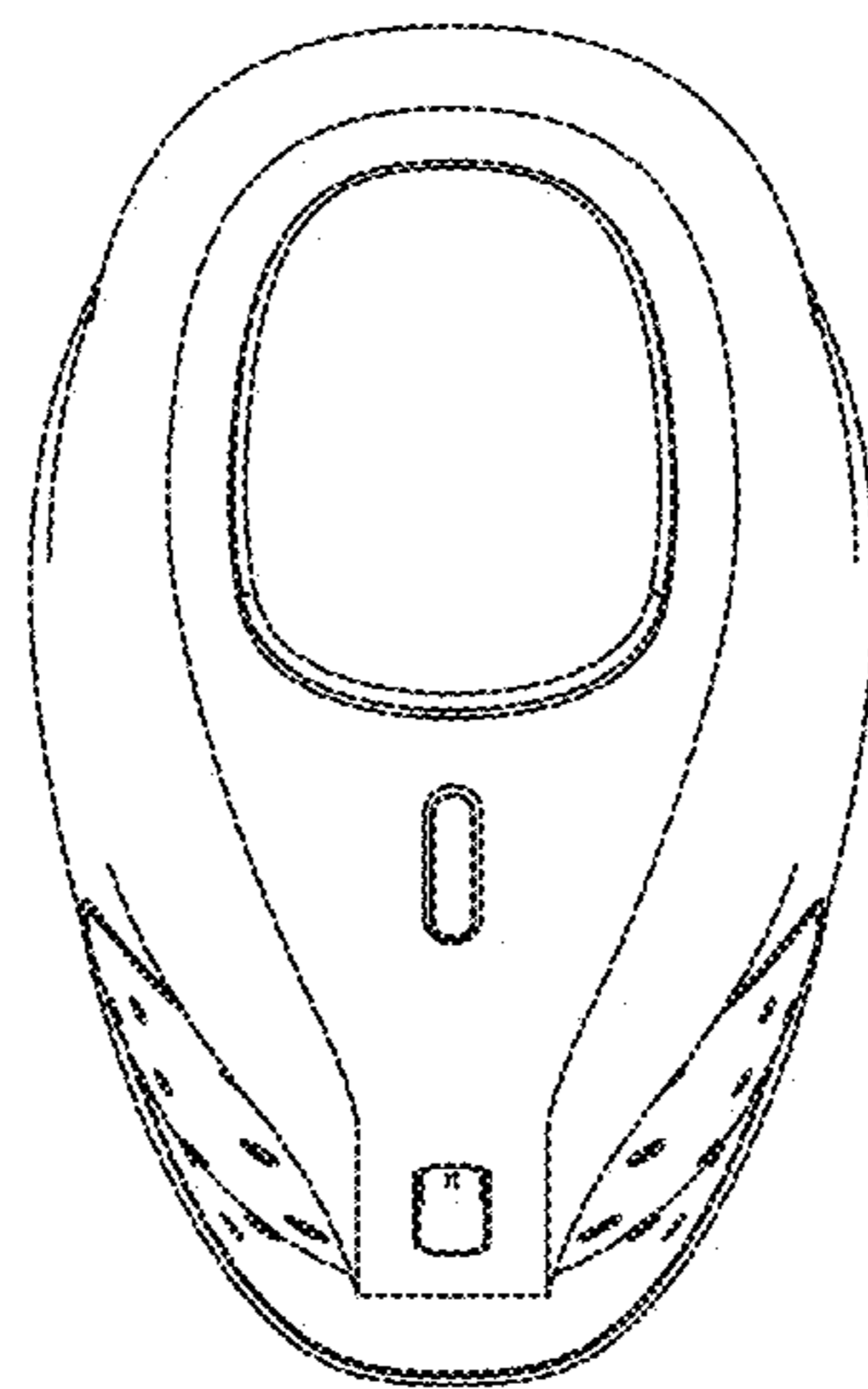
1.1



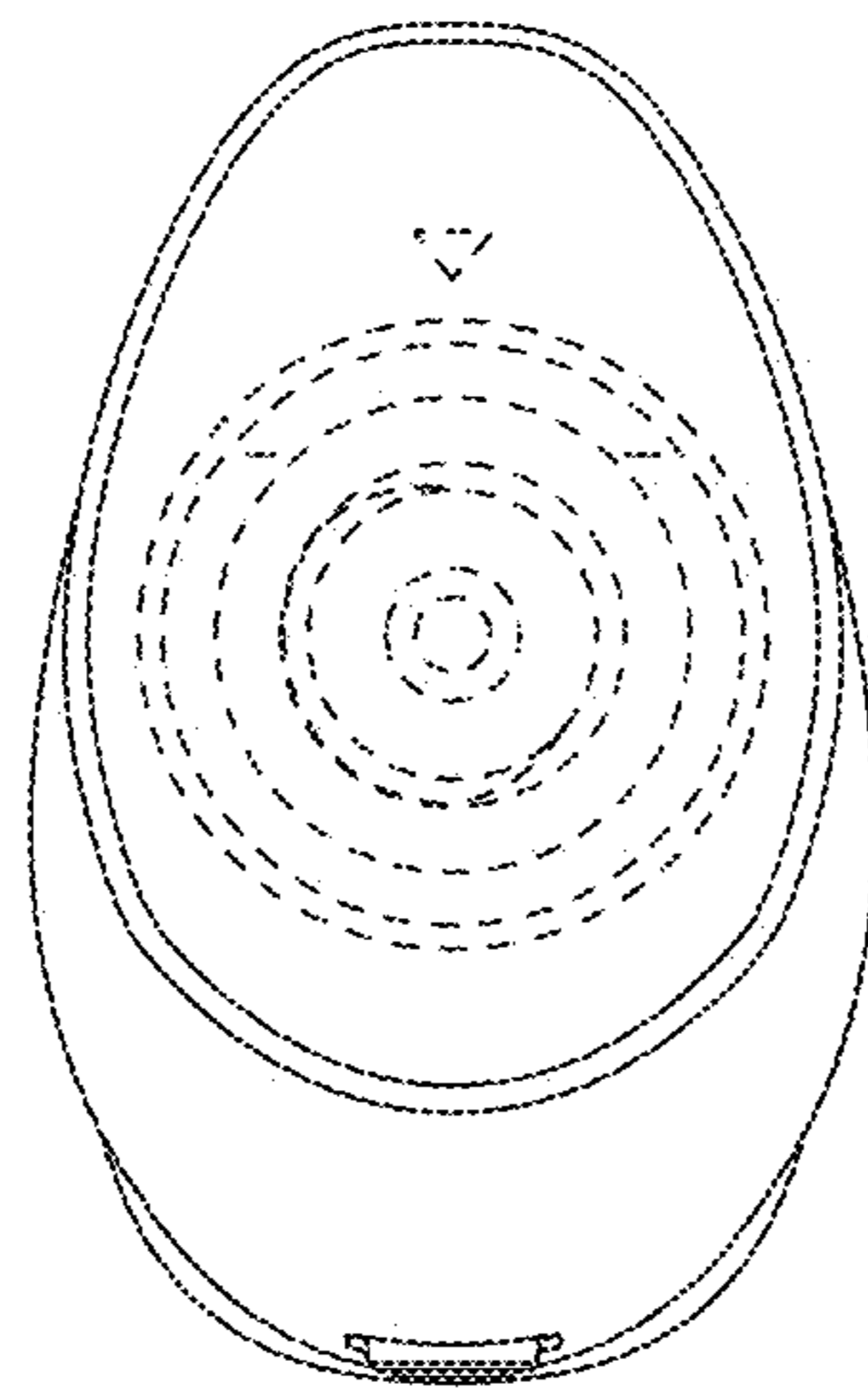
1.2



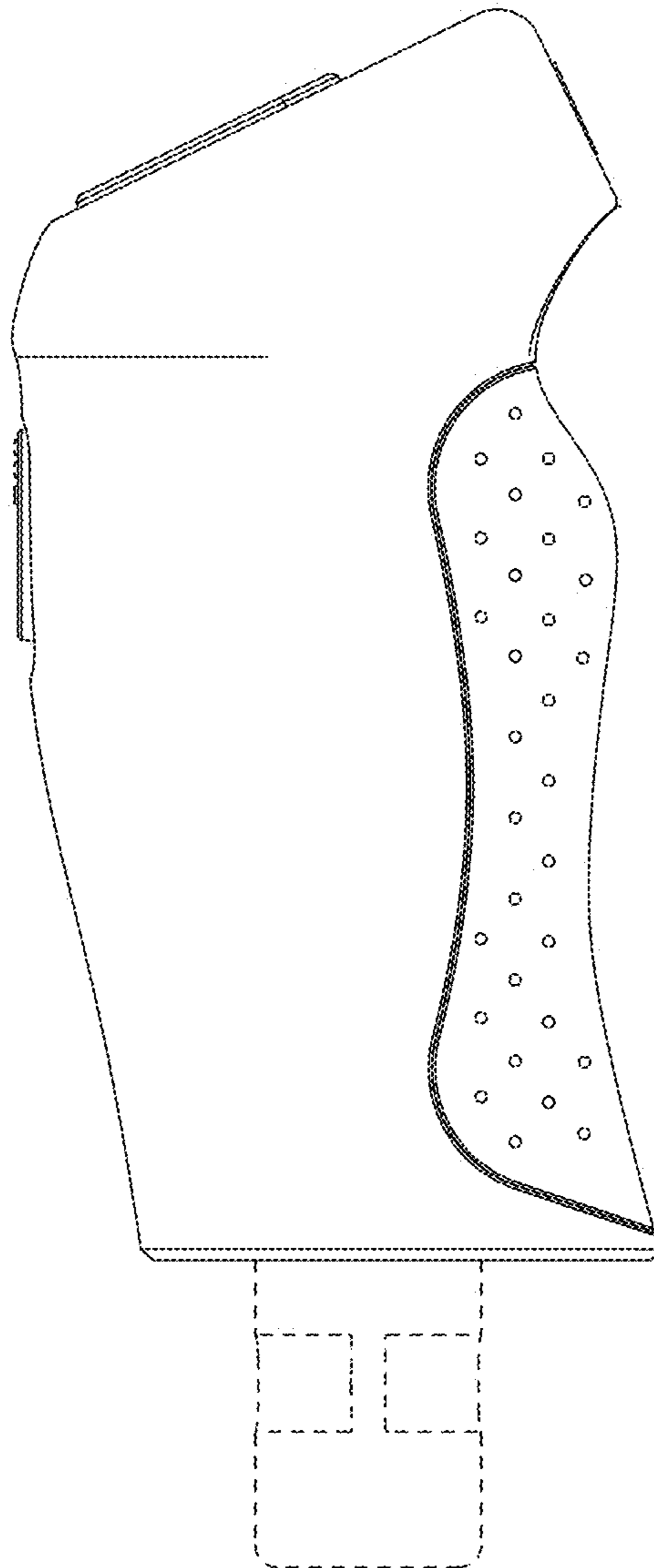
1.3



1.4



1.5



1.6

