



US00D931433S

(12) **United States Design Patent** (10) **Patent No.:** **US D931,433 S**
Li (45) **Date of Patent:** **** Sep. 21, 2021**

(54) **HUMIDIFIER**

(71) Applicant: **Shenzhen NearbyExpress Technology Development Company Limited,**
Shenzhen (CN)

(72) Inventor: **He-Tian Li,** Shenzhen (CN)

(73) Assignee: **Shenzhen NearbyExpress Technology Development Company Limited,**
Shenzhen (CN)

(**) Term: **15 Years**

(21) Appl. No.: **29/726,555**

(22) Filed: **Mar. 4, 2020**

(30) **Foreign Application Priority Data**

Jan. 13, 2020 (CN) 202030020895.1

(51) **LOC (13) Cl.** **23-04**

(52) **U.S. Cl.**
USPC **D23/356**

(58) **Field of Classification Search**
USPC D23/355-366, 352, 369, 332, 333, 335,
D23/336, 342, 351; 422/120, 122;
55/356, 473, 504; 96/97; 261/DIG. 17,
261/DIG. 65, DIG. 88, DIG. 31
CPC .. A61L 9/16; A61L 9/22; B01D 47/00; B01D
47/027; B01D 2221/02; B01D 2259/4508;
B03C 3/155; B03C 3/368; F24F 3/16;
F24F 13/20; F24F 13/28
See application file for complete search history.

(56) **References Cited**

U.S. PATENT DOCUMENTS

D874,626 S * 2/2020 Protet D23/356
D877,873 S * 3/2020 Pan D23/364

D882,745 S * 4/2020 Martouzet D23/364
D882,746 S * 4/2020 Martouzet D23/364
D888,921 S * 6/2020 Fujii D23/364
D898,175 S * 10/2020 Liu D23/356
D898,886 S * 10/2020 Israel D23/356
D898,887 S * 10/2020 Xiao D23/356
D903,082 S * 11/2020 Arinsmier D23/366
D903,847 S * 12/2020 Hernandez D23/364
D919,065 S * 5/2021 Wang D23/356
D919,070 S * 5/2021 Niedermann D23/364
D919,794 S * 5/2021 Lee D23/366

* cited by examiner

Primary Examiner — David G Muller

(74) *Attorney, Agent, or Firm* — ScienBiziP, P.C.

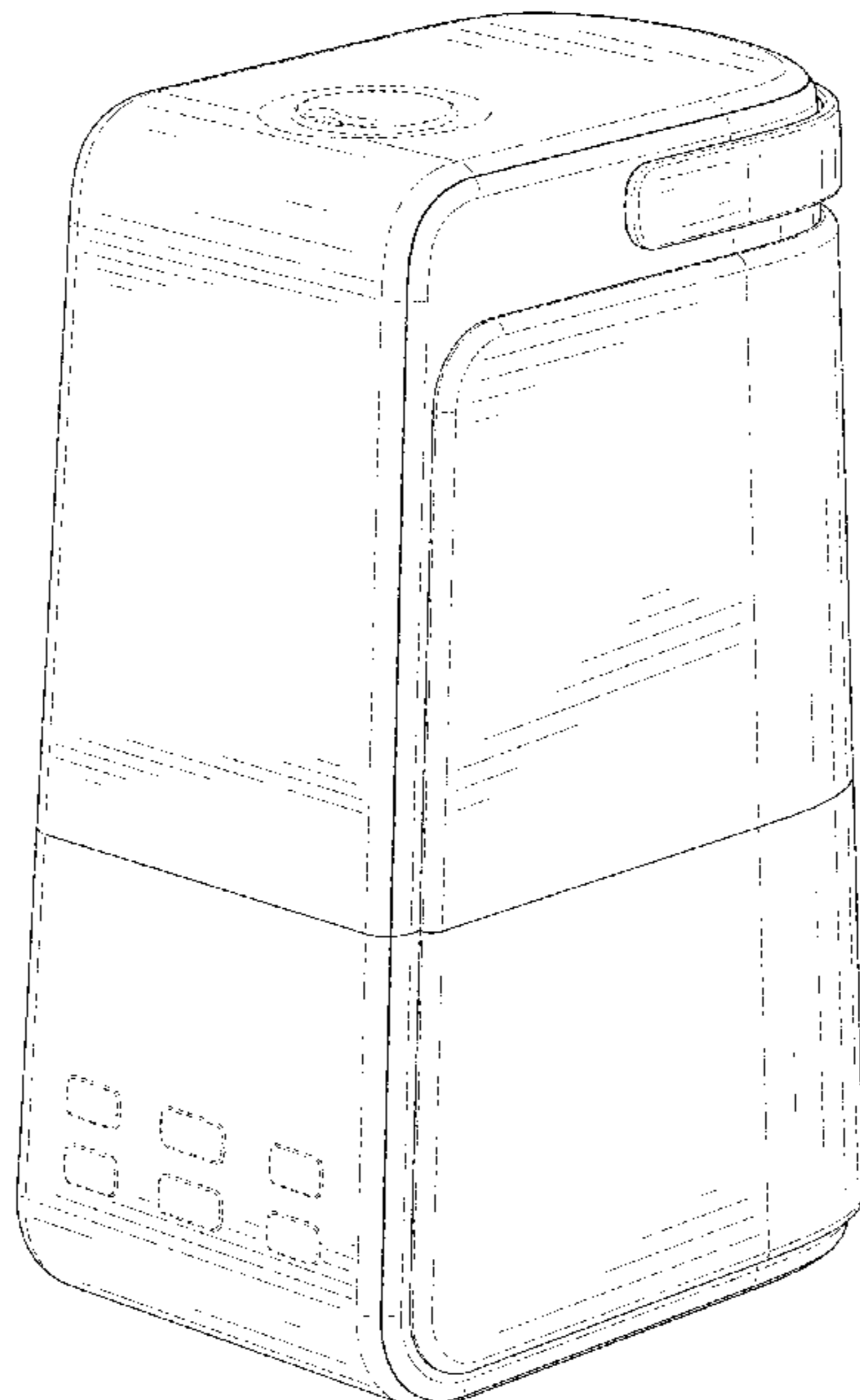
(57) **CLAIM**

The ornamental design for a humidifier, as shown and described.

DESCRIPTION

FIG. 1 is a top, front, right side perspective view of a humidifier, showing my design.
FIG. 2 is a front elevation view thereof.
FIG. 3 is a rear elevation view thereof.
FIG. 4 is a left side elevation view thereof.
FIG. 5 is a right side elevation view thereof.
FIG. 6 is a top plan view thereof; and,
FIG. 7 is a bottom plan view thereof.
The broken lines shown in the drawings are included for the purpose of illustrating portions of the humidifier that form no part of the claimed design.

1 Claim, 7 Drawing Sheets






FIG. 1




FIG. 2




FIG. 3




FIG. 4




FIG. 5

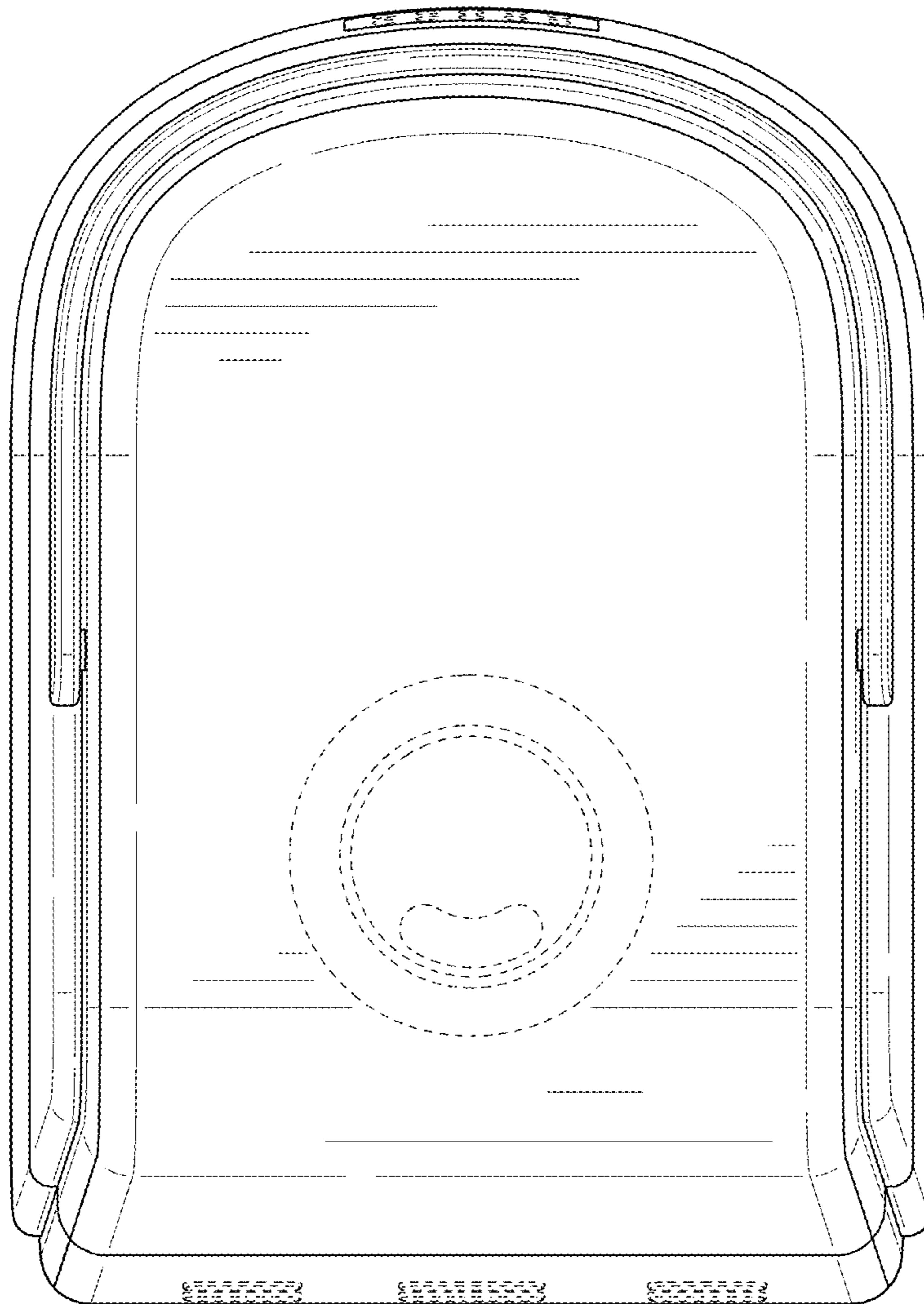


FIG. 6




FIG. 7