



US00D931431S

(12) **United States Design Patent** (10) **Patent No.:** **US D931,431 S**  
**Schafer et al.** (45) **Date of Patent:** **\*\* Sep. 21, 2021**

(54) **FIREPLACE INSERT**

(71) Applicant: **Twin-Star International, Inc.**, Delray Beach, FL (US)

(72) Inventors: **Scott Schafer**, Delray Beach, FL (US); **Jacqueline Todd**, Delray Beach, FL (US); **Karen Harrison**, Delray Beach, FL (US)

(73) Assignee: **Twin-Star International, Inc.**, Delray Beach, FL (US)

(\*\*) Term: **15 Years**

(21) Appl. No.: **29/715,535**

(22) Filed: **Dec. 3, 2019**

(51) **LOC (13) Cl.** ..... **23-03**

(52) **U.S. Cl.**  
USPC ..... **D23/343**

(58) **Field of Classification Search**  
USPC ..... D23/314, 329, 342, 343, 344, 347  
CPC ..... F24B 1/1808; F24B 1/181; F24C 3/006;  
F24C 7/004  
See application file for complete search history.

(56) **References Cited**

U.S. PATENT DOCUMENTS

2005/0061310 A1\* 3/2005 Kelly ..... F24C 3/004  
126/512  
2017/0261212 A1\* 9/2017 Tao ..... F24C 15/003

2017/0328575 A1\* 11/2017 Crowe ..... F21S 10/046  
2018/0299086 A1\* 10/2018 Gallo ..... F21S 10/046  
2018/0363867 A1\* 12/2018 Jones ..... F21S 10/046  
2019/0277503 A1\* 9/2019 Semerad ..... F24B 1/191  
2019/0277504 A1\* 9/2019 Semerad ..... F24B 1/1802

\* cited by examiner

*Primary Examiner* — Ania Aman

(74) *Attorney, Agent, or Firm* — McDonald Hopkins LLC

(57) **CLAIM**

The ornamental designs for a fireplace insert, as shown and described.

**DESCRIPTION**

FIG. 1 is a perspective view of a fireplace insert showing our new design.

FIG. 2 is a front elevation view of the fireplace insert of FIG. 1.

FIG. 3 is a rear elevation view of the fireplace insert of FIG. 1.

FIG. 4 is a right side elevation view of the fireplace insert of FIG. 1.


FIG. 5 is a left side elevation view of the fireplace insert of FIG. 1.

FIG. 6 is a top plan view of the fireplace insert of FIG. 1; and,

FIG. 7 is a bottom plan view of the fireplace insert of FIG. 1.

The broken line shown in the drawings are for the purpose of illustrating portions of the article and form no part of the claimed design.

**1 Claim, 6 Drawing Sheets**



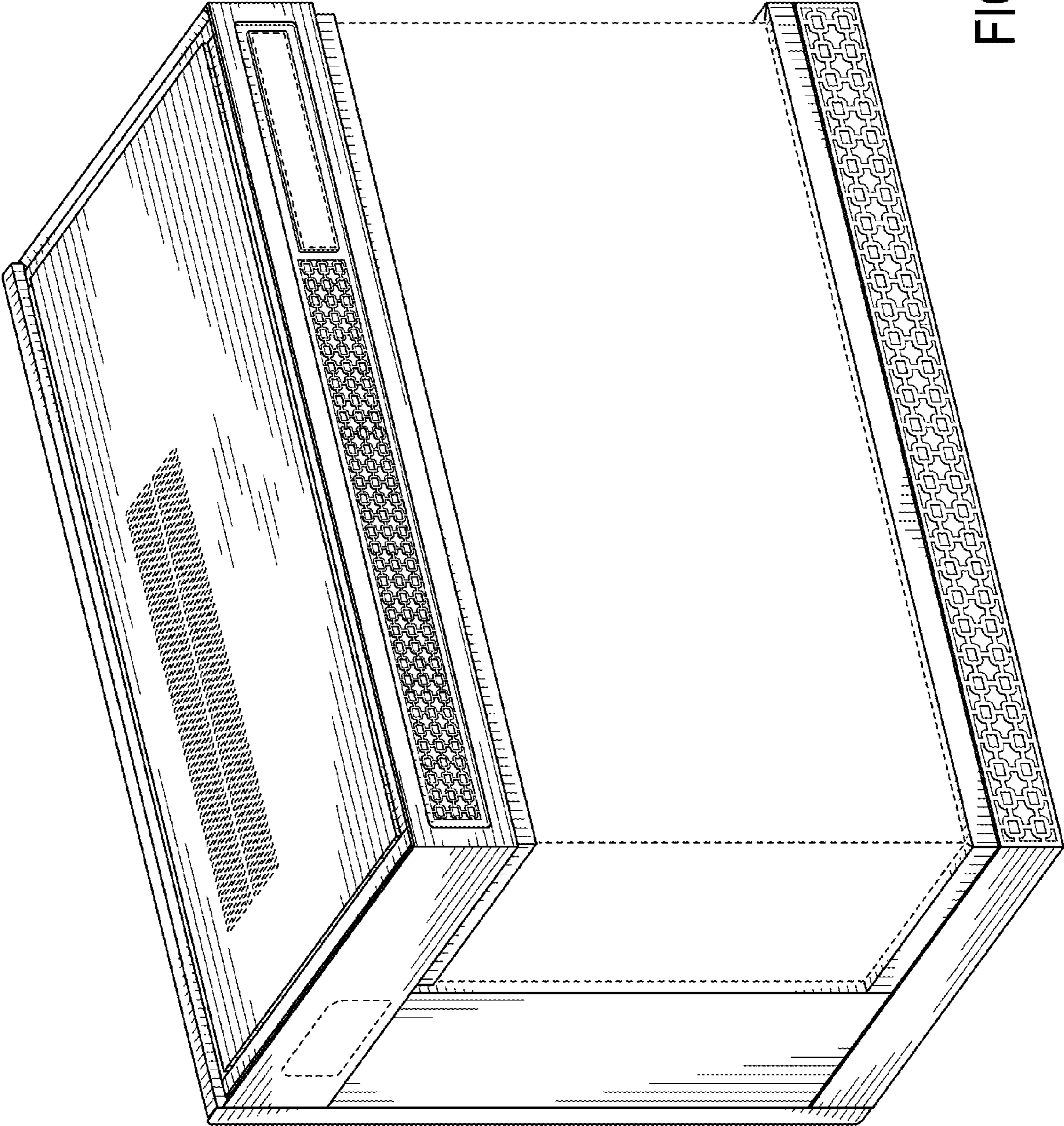


FIG. 1






FIG. 2

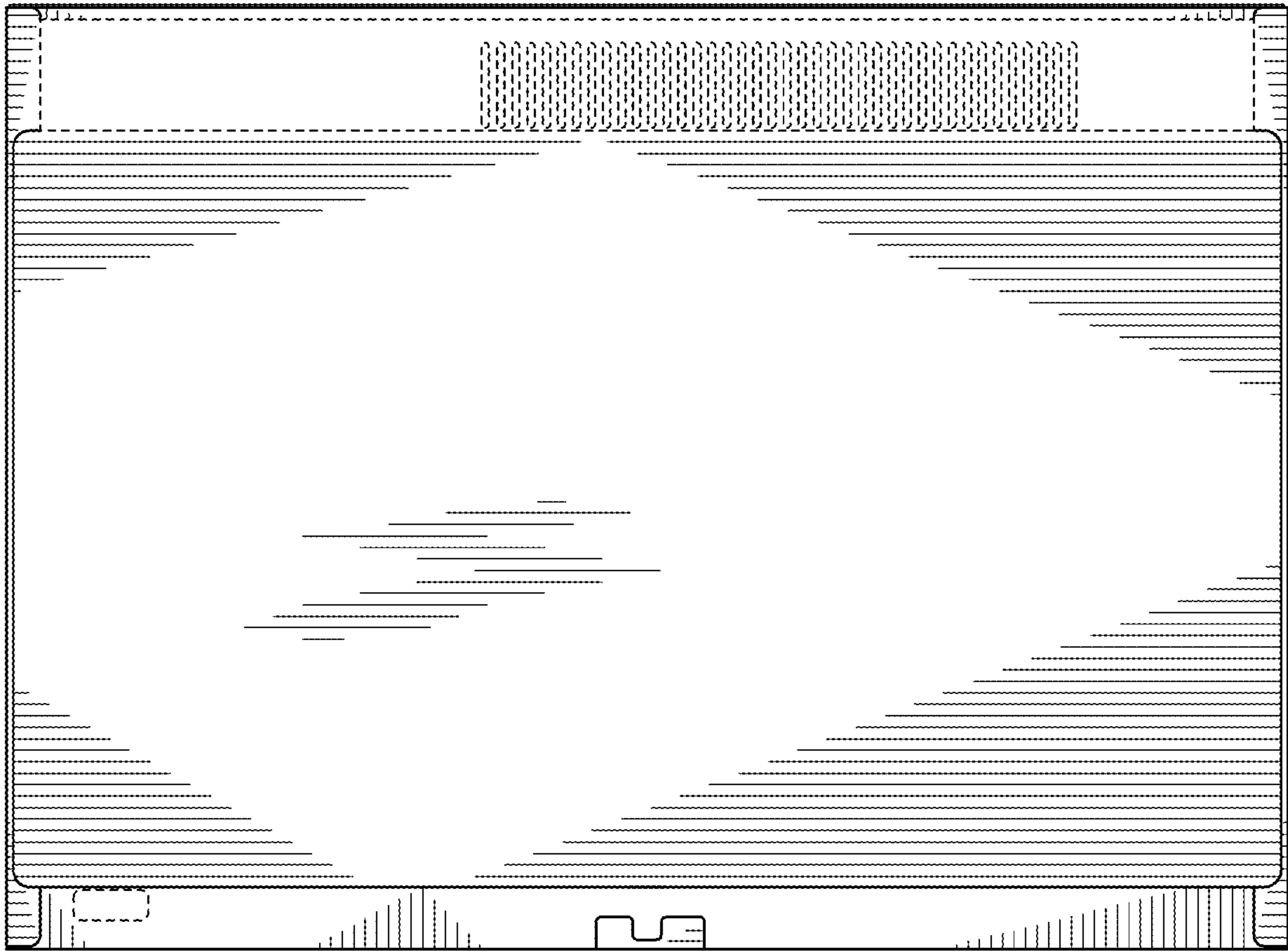


FIG. 3

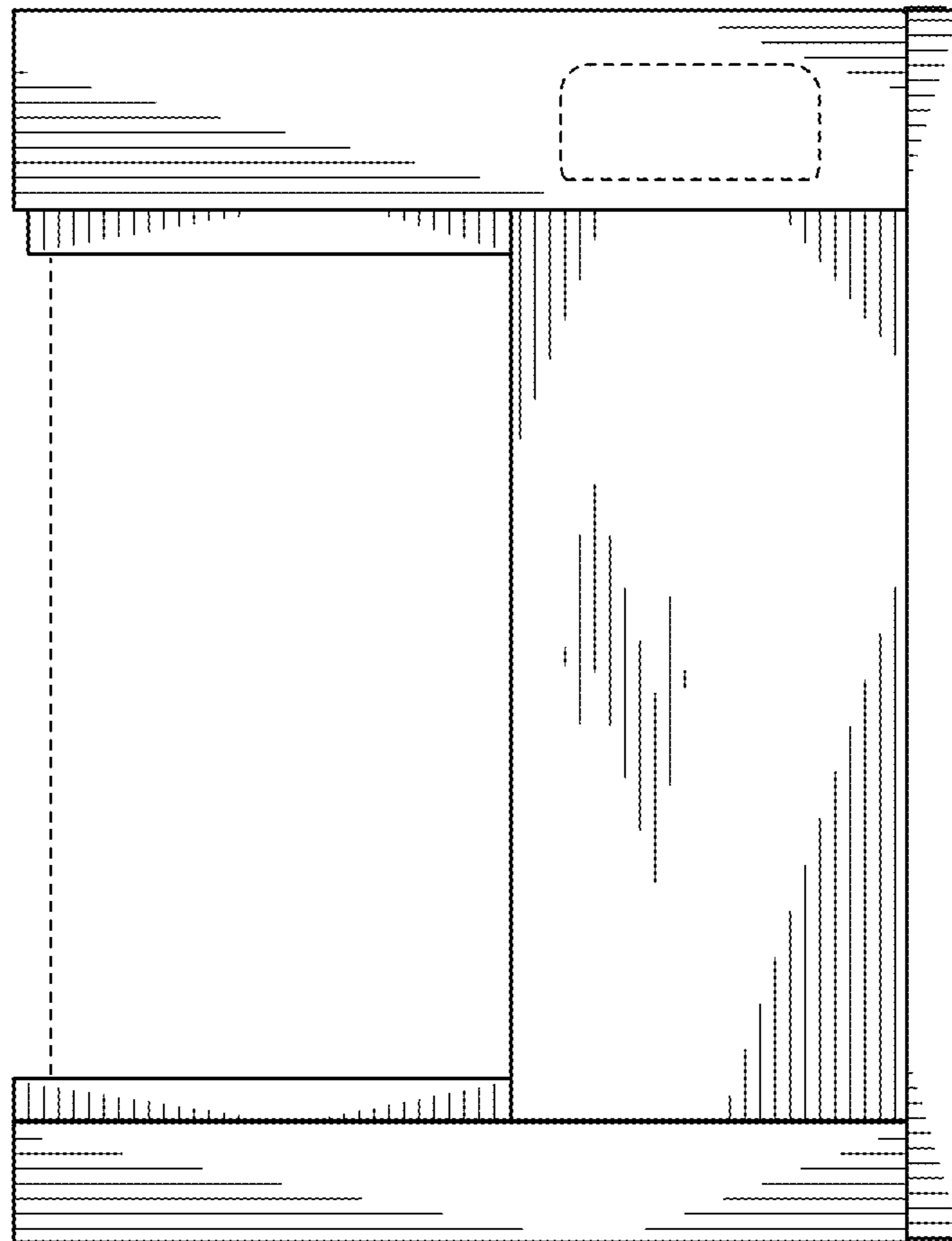


FIG. 4

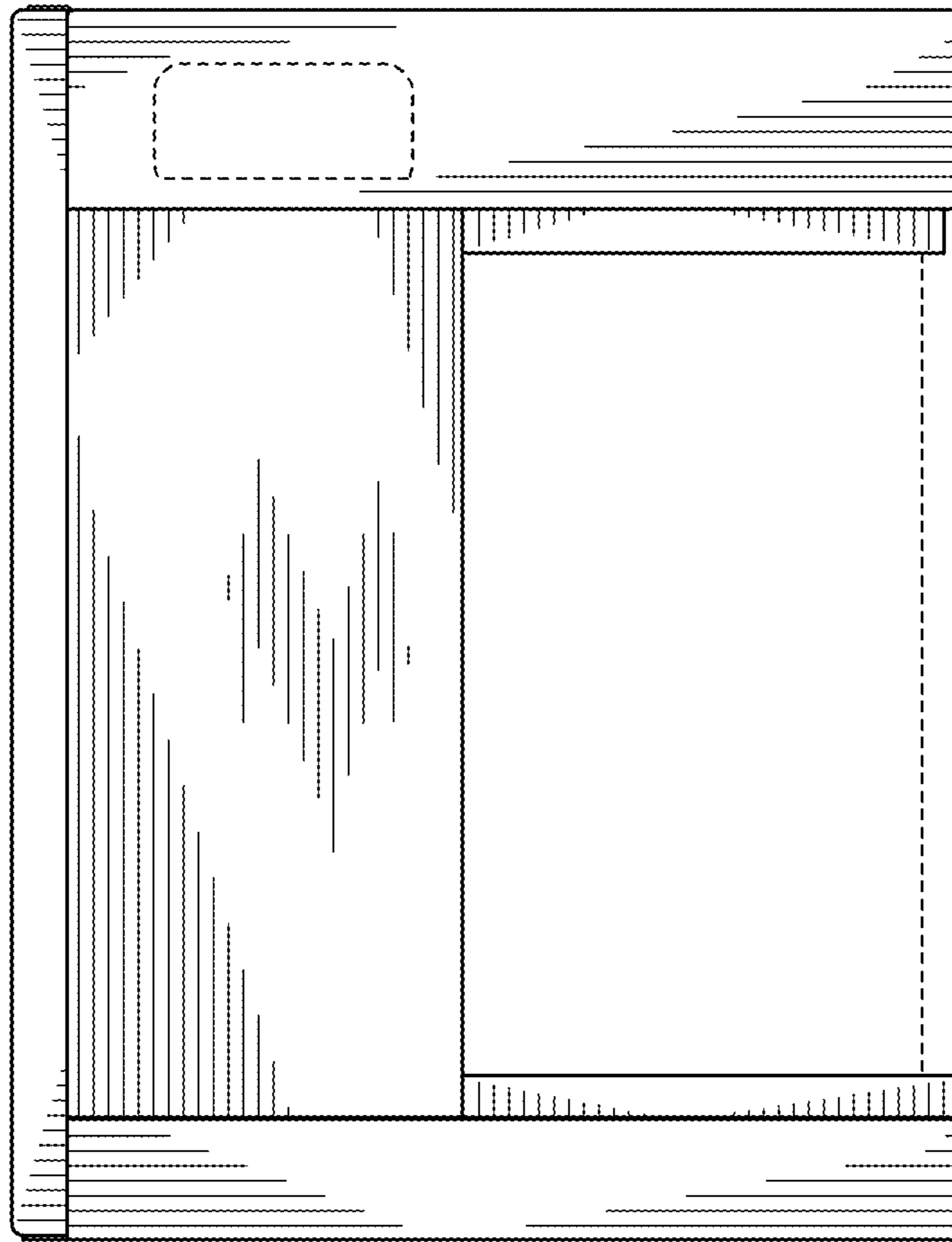


FIG. 5




FIG. 6




FIG. 7