



US00D931406S

(12) **United States Design Patent**  
**Chan**

(10) **Patent No.:** **US D931,406 S**

(45) **Date of Patent:** **\*\* Sep. 21, 2021**

(54) **FISHING LURE KNOCKER DEVICE**

D334,041 S \* 3/1993 Falcon ..... D22/128  
D346,200 S \* 4/1994 Hildebrandt ..... D22/126  
D837,339 S \* 1/2019 Sandefur ..... D22/129

(71) Applicant: **RIVER2SEA, LLC**, Vacaville, CA  
(US)

\* cited by examiner

(72) Inventor: **Kwok Kong Chan**, Vacaville, CA (US)

*Primary Examiner* — Catherine R Oliver-Garcia

(73) Assignee: **RIVER2SEA, LLC**, Vacaville, CA  
(US)

(74) *Attorney, Agent, or Firm* — Richard T. Ogawa;  
Ogawa P.C.

(\*\*) Term: **15 Years**

(21) Appl. No.: **29/716,163**

(57) **CLAIM**

The ornamental design for fishing lure knocker device, as shown and described.

(22) Filed: **Dec. 6, 2019**

(51) **LOC (13) Cl.** ..... **22-05**

(52) **U.S. Cl.**  
USPC ..... **D22/129**

**DESCRIPTION**

(58) **Field of Classification Search**

USPC ..... D22/129-133; 43/42.31, 42.37, 42.39,  
43/42.38, 42.13, 42.25, 42.26, 42.24,  
43/42.28, 42.22

CPC ..... A01K 85/00; A01K 85/02; A01K 85/16  
See application file for complete search history.

FIG. 1 is a perspective view of the fishing lure knocker device of the present invention;

FIG. 2 is a top plan view thereof;

FIG. 3 is a bottom plan view thereof;

FIG. 4 is a side elevation view thereof;

FIG. 5 is an opposite side elevation view thereof;

FIG. 6 is a front elevation view thereof; and,

FIG. 7 is a rear elevation view thereof.

(56) **References Cited**

**U.S. PATENT DOCUMENTS**

4,201,008 A \* 5/1980 Sparkman ..... A01K 85/00  
43/42.13

**1 Claim, 7 Drawing Sheets**

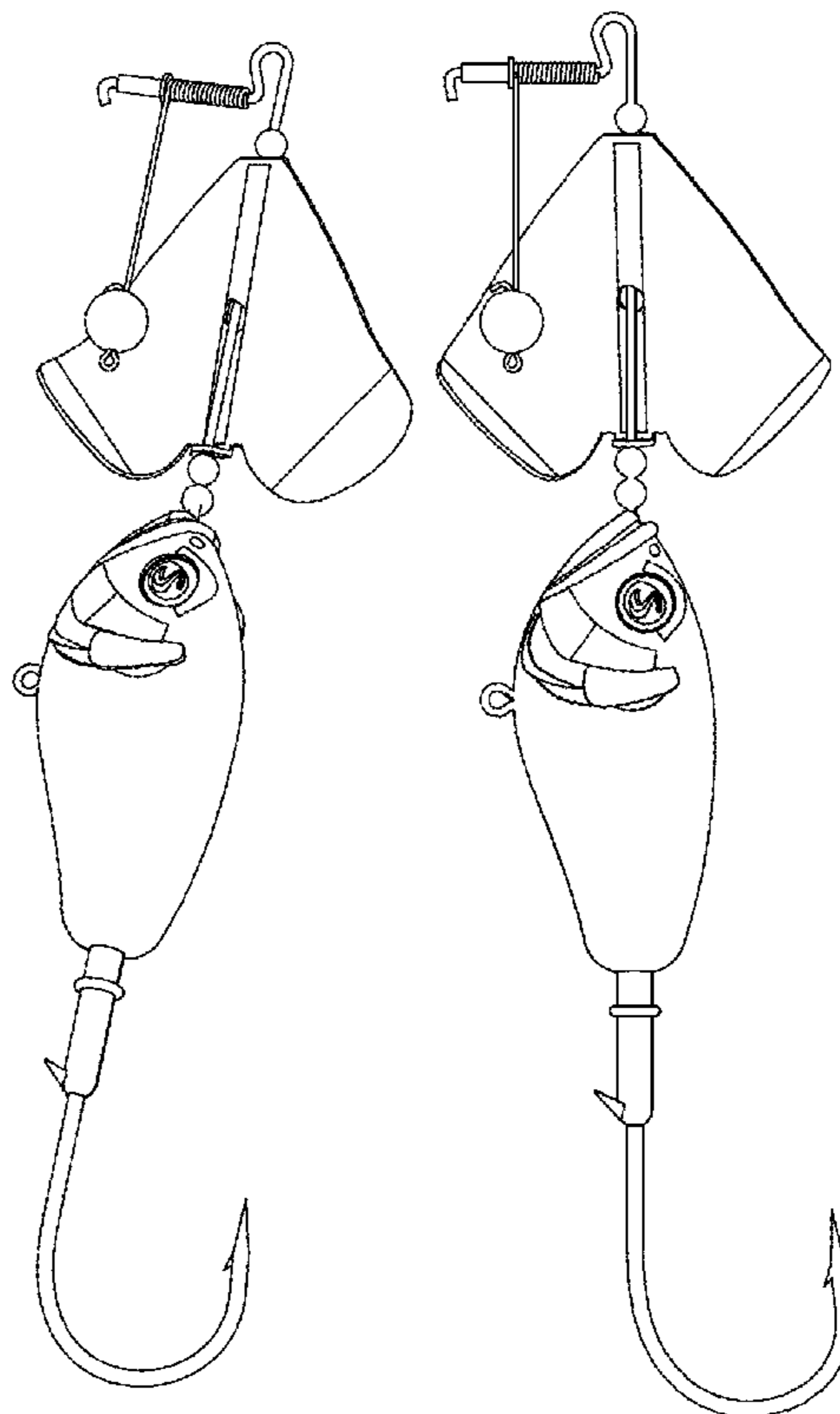


FIG 1

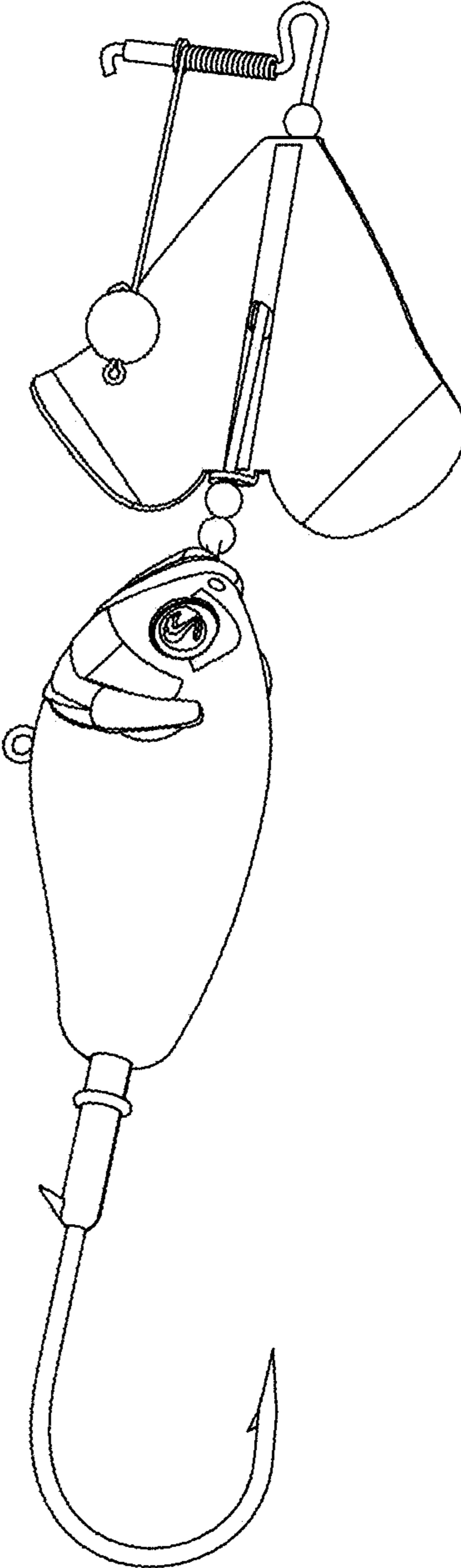


FIG 2

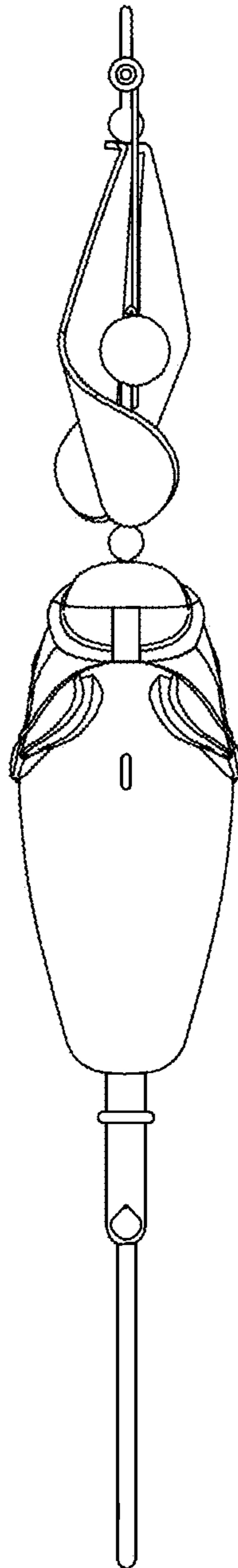


FIG 3

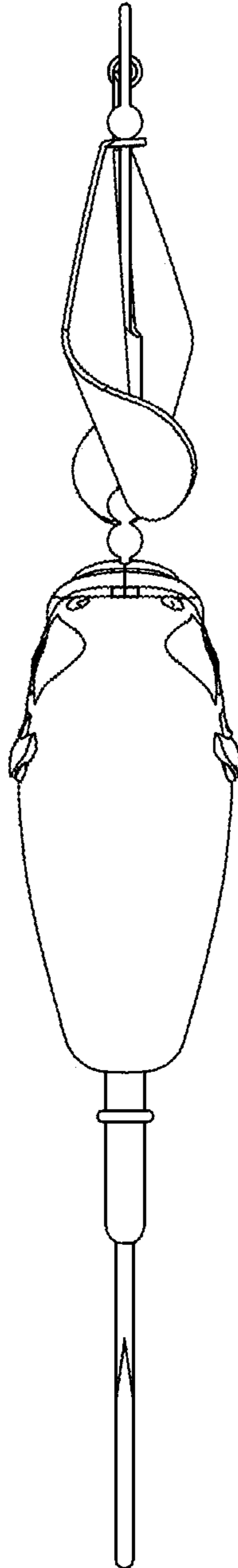


FIG 4

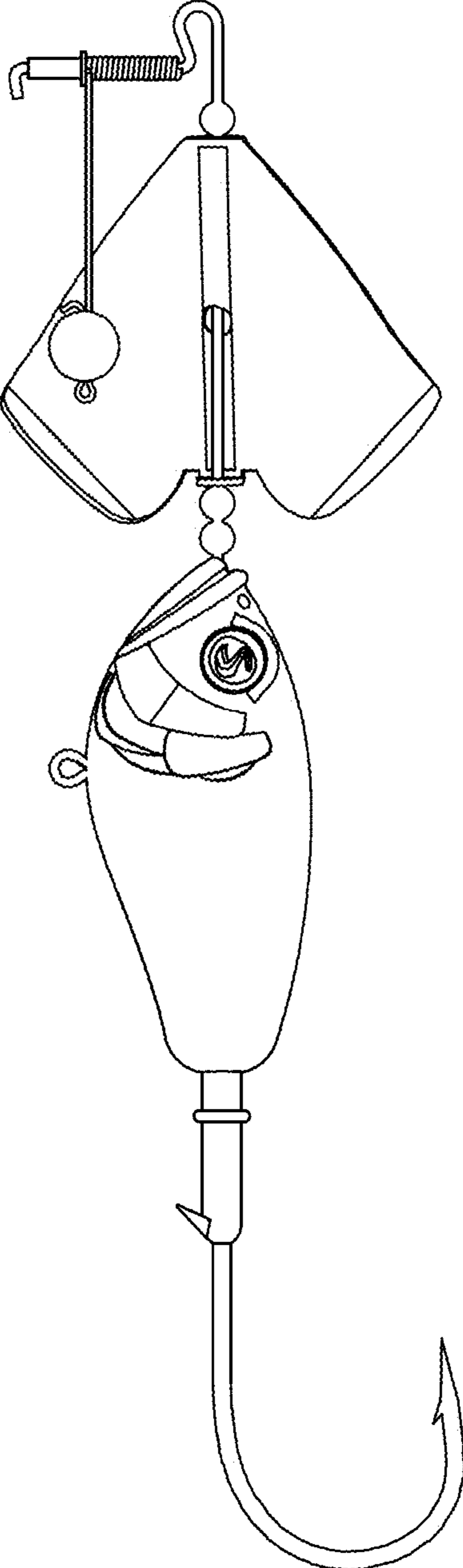


FIG 5

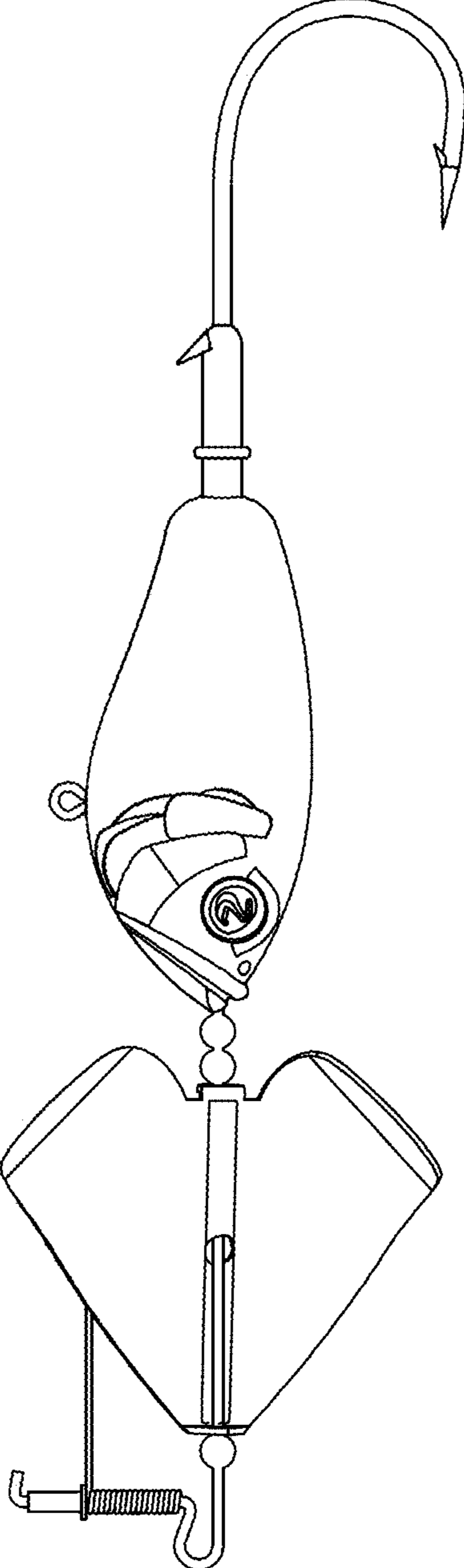


FIG 6

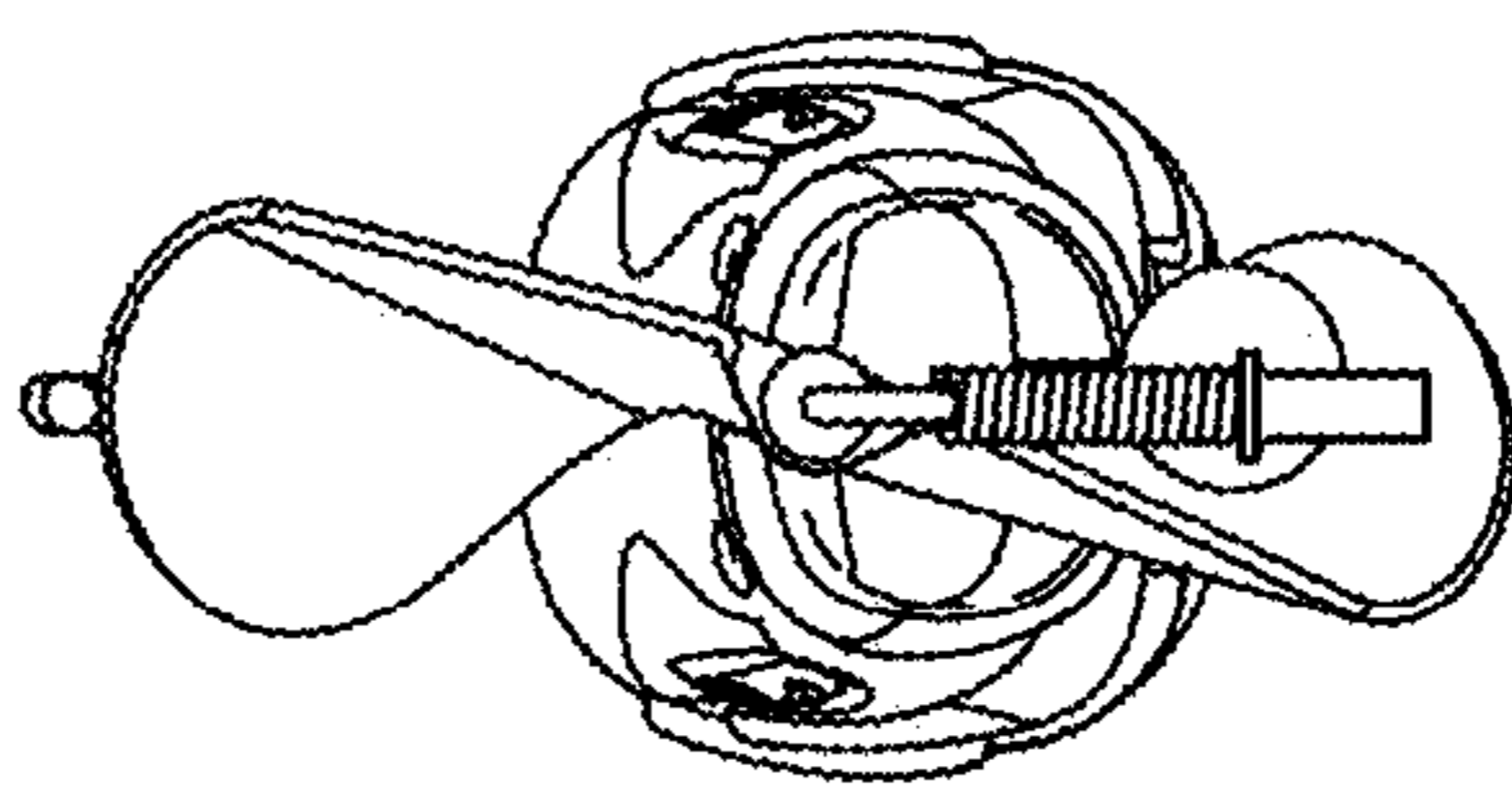


FIG 7

