



US00D931394S

(12) **United States Design Patent** (10) **Patent No.:** **US D931,394 S**  
**Kitching, Jr. et al.** (45) **Date of Patent:** **\*\* Sep. 21, 2021**

(54) **GOLF CLUB HEAD**  
(71) Applicant: **Acushnet Company**, Fairhaven, MA (US)  
(72) Inventors: **Joseph F. Kitching, Jr.**, Carlsbad, CA (US); **Tyrone Northcutt**, San Marcos, CA (US)  
(73) Assignee: **Acushnet Company**, Fairhaven, MA (US)  
(\*\*) Term: **15 Years**  
(21) Appl. No.: **29/732,554**  
(22) Filed: **Apr. 24, 2020**  
(51) **LOC (13) Cl.** ..... **21-02**  
(52) **U.S. Cl.**  
USPC ..... **D21/752**  
(58) **Field of Classification Search**  
USPC ..... D21/733, 752, 759  
CPC ..... A63B 53/00; A63B 53/04; A63B 53/0466; A63B 2053/002; A63B 2053/0445; A63B 2053/0433; A63B 2053/0491; A63B 2053/0437; A63B 60/00; A63B 60/46  
See application file for complete search history.

D667,907 S \* 9/2012 Engel ..... D21/752  
D707,767 S \* 6/2014 Song ..... D21/752  
D708,686 S \* 7/2014 Day ..... D21/752  
D709,150 S \* 7/2014 Day ..... D21/752  
D714,892 S \* 10/2014 Atwell ..... D21/752  
D716,889 S \* 11/2014 Dolezel ..... D21/759  
D725,729 S \* 3/2015 Song ..... D21/752  
D726,847 S \* 4/2015 Song ..... D21/752  
D726,852 S \* 4/2015 Song ..... D21/759  
D732,124 S \* 6/2015 Trahan ..... D21/759  
D756,474 S \* 5/2016 Trahan ..... D21/759  
D760,335 S \* 6/2016 Song ..... D21/752  
D763,994 S \* 8/2016 Foster ..... D21/759  
D783,748 S \* 4/2017 Song ..... D21/752  
D785,111 S \* 4/2017 Song ..... D21/752  
D786,991 S \* 5/2017 Tang ..... D21/759  
D786,992 S \* 5/2017 Tang ..... D21/759  
D786,993 S \* 5/2017 Tang ..... D21/759  
D811,503 S \* 2/2018 Bacon ..... D21/752  
D812,168 S \* 3/2018 Kim ..... D21/759  
D813,327 S \* 3/2018 Kim ..... D21/752

(Continued)

Primary Examiner — Mitchell I. Siegel  
(74) Attorney, Agent, or Firm — Randy K. Chang

(57) **CLAIM**

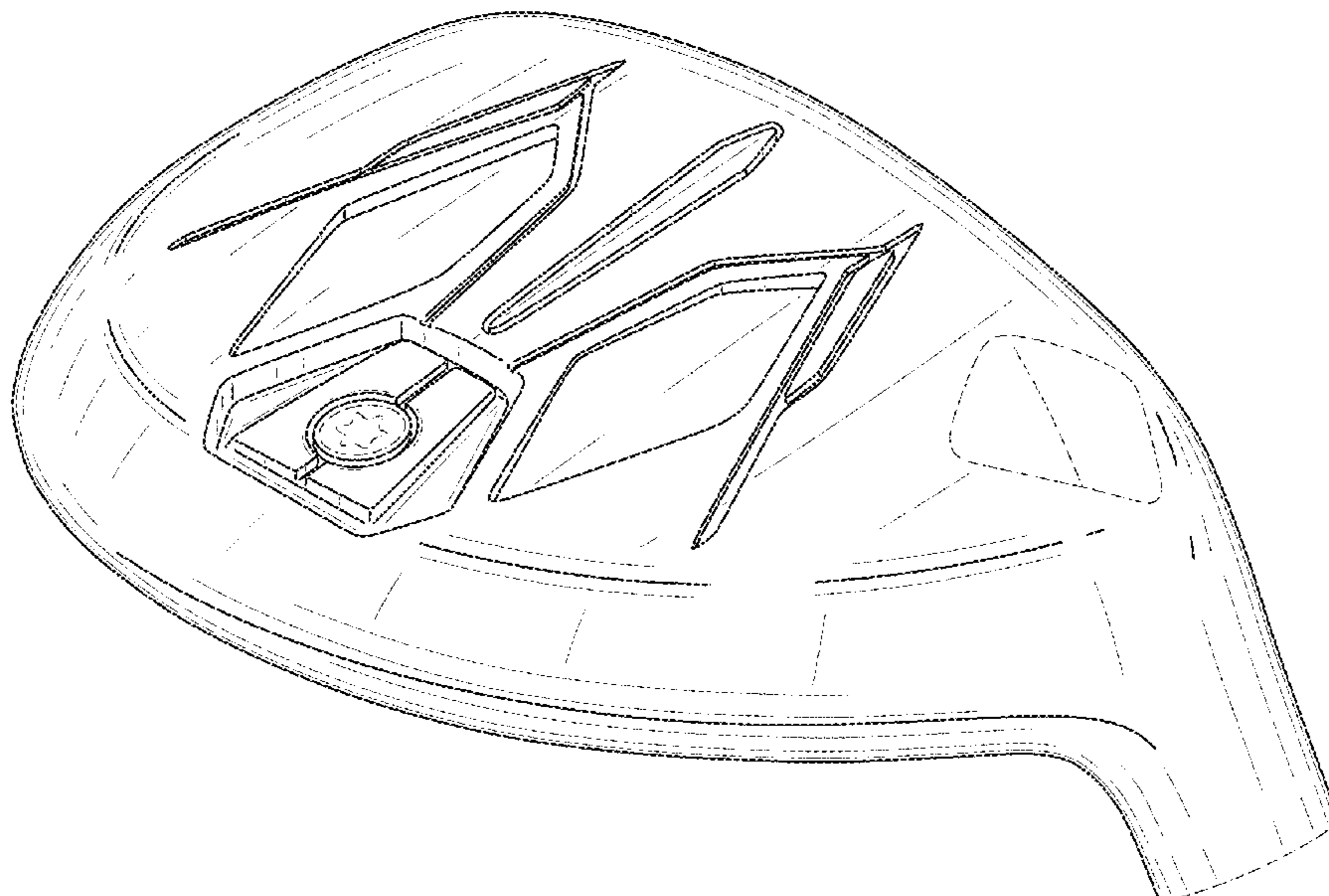
The ornamental design for golf club head, as shown and described.

**DESCRIPTION**

FIG. 1 is a perspective sole view of a golf club head showing our design;  
FIG. 2 is a bottom plan view thereof;  
FIG. 3 is a rear plan view thereof;  
FIG. 4 is a top elevational view thereof;  
FIG. 5 is front view thereof;  
FIG. 6 is a toe end view thereof; and,  
FIG. 7 is a heel end view thereof.  
The broken lines shown on the drawings form no part of the claimed design.

**1 Claim, 6 Drawing Sheets**

(56) **References Cited**  
U.S. PATENT DOCUMENTS  
D472,950 S \* 4/2003 Burnett ..... D21/752  
D523,918 S \* 6/2006 Foster ..... D21/752  
D524,891 S \* 7/2006 Foster ..... D21/752  
D603,919 S \* 11/2009 Gray ..... D21/752  
D604,376 S \* 11/2009 Darley ..... D21/752  
D614,711 S \* 4/2010 Harbert ..... D21/752  
D631,111 S \* 1/2011 Bennett ..... D21/752  
D647,584 S \* 10/2011 Foster ..... D21/752  
D663,371 S \* 7/2012 Kim ..... D21/752  
D665,863 S \* 8/2012 Gonzalez ..... D21/759  
D667,516 S \* 9/2012 Gonzalez ..... D21/752



(56)

**References Cited**

## U.S. PATENT DOCUMENTS

D813,328	S	*	3/2018	Tang	.....	D21/752
D814,582	S	*	4/2018	Bacon	.....	D21/752
D814,583	S	*	4/2018	Stokke	.....	D21/752
D815,223	S	*	4/2018	Stokke	.....	D21/752
D823,958	S	*	7/2018	Stokke	.....	D21/752
D825,013	S	*	8/2018	Milleman	.....	D21/752
D834,116	S	*	11/2018	Chun	.....	D21/752
D834,118	S	*	11/2018	Song	.....	D21/759
D846,050	S	*	4/2019	Song	.....	D21/752
D846,673	S	*	4/2019	Song	.....	D21/752
D867,501	S	*	11/2019	Chun	.....	D21/752
D867,502	S	*	11/2019	Song	.....	D21/752
D867,503	S	*	11/2019	Chun	.....	D21/752
D877,834	S	*	3/2020	Song	.....	D21/759
D884,100	S	*	5/2020	Kitching, Jr.	.....	D21/759
D895,041	S	*	9/2020	Chun	.....	D21/752
D909,511	S	*	2/2021	Cyruik	.....	D21/752
D916,221	S	*	4/2021	Bacon	.....	D21/752
D917,643	S	*	4/2021	Stokke	.....	D21/752
D917,644	S	*	4/2021	Wang	.....	D21/752
D920,454	S	*	5/2021	Chun	.....	D21/752
D920,455	S	*	5/2021	Chun	.....	D21/752
D920,456	S	*	5/2021	Song	.....	D21/752
D921,142	S	*	6/2021	Song	.....	D21/752

\* cited by examiner

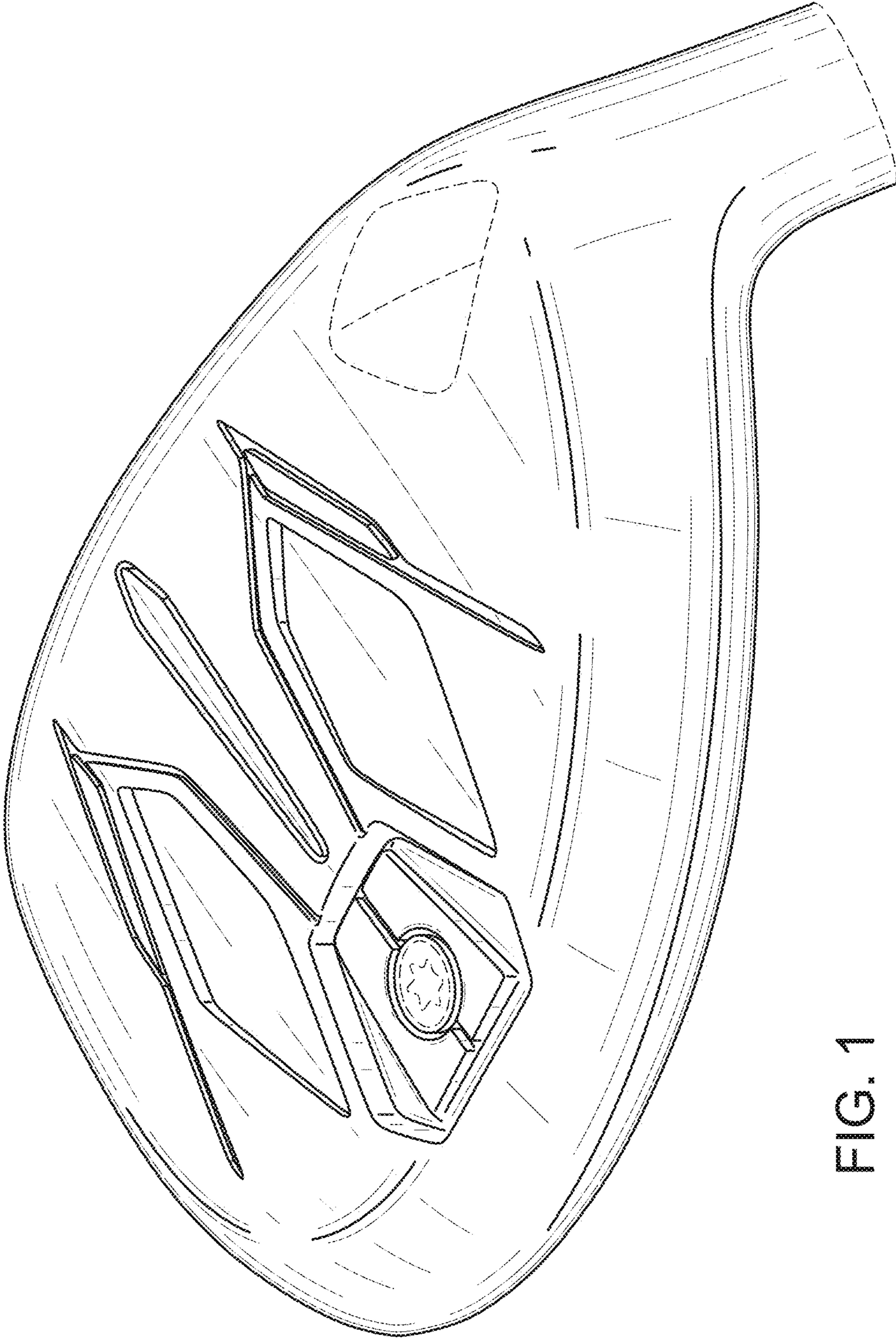


FIG. 1

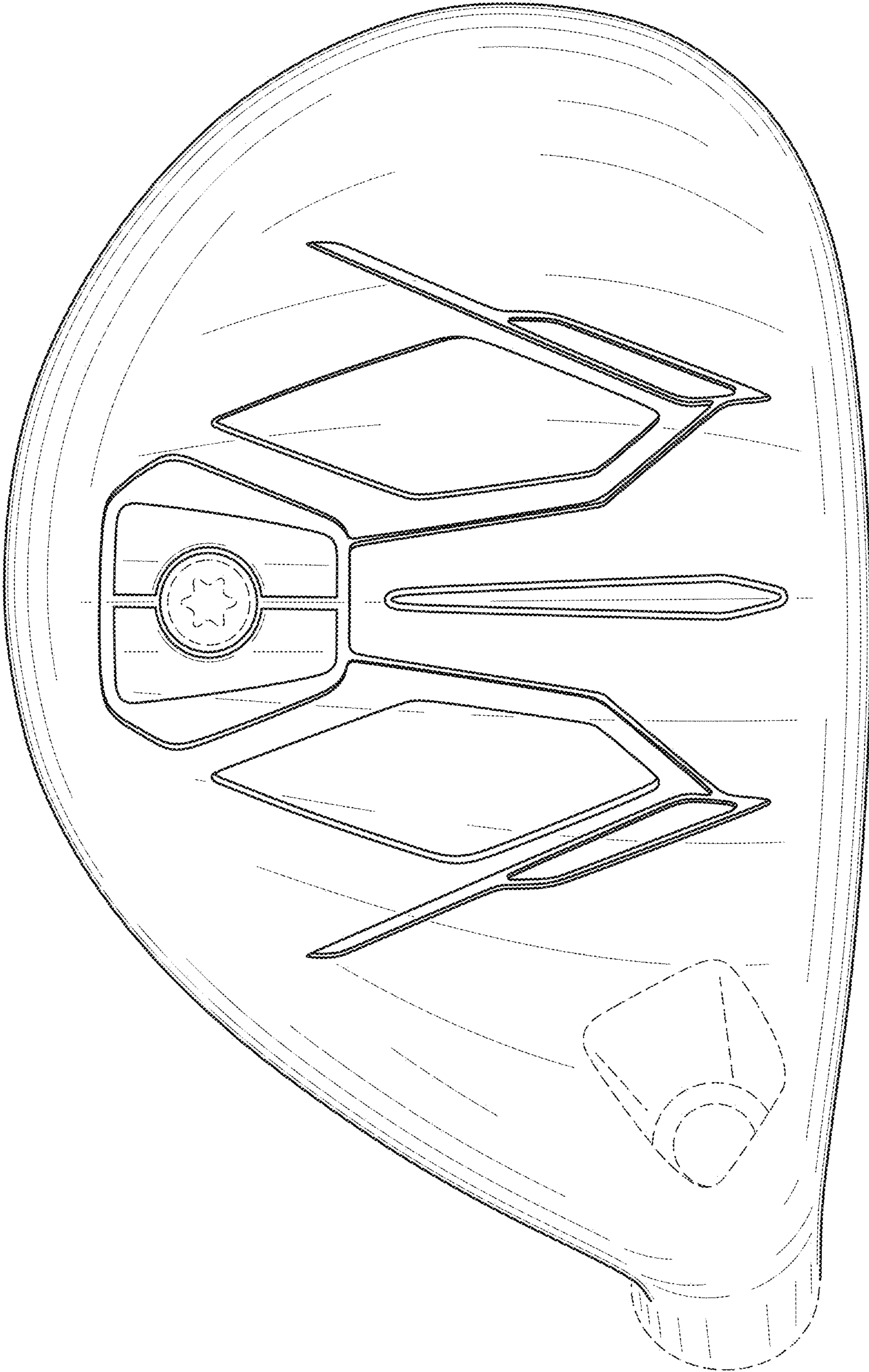


FIG. 2




FIG. 3

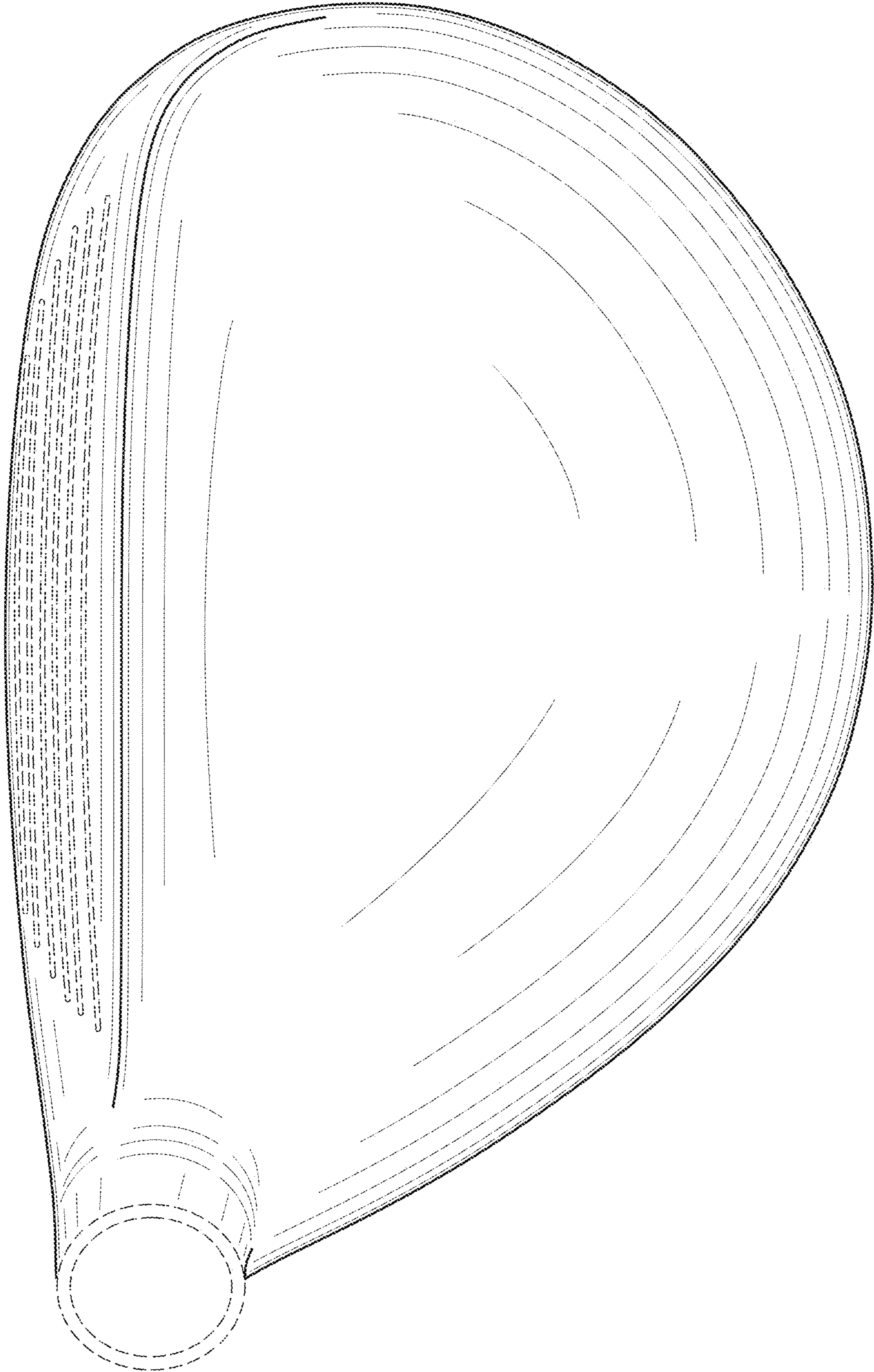


FIG. 4

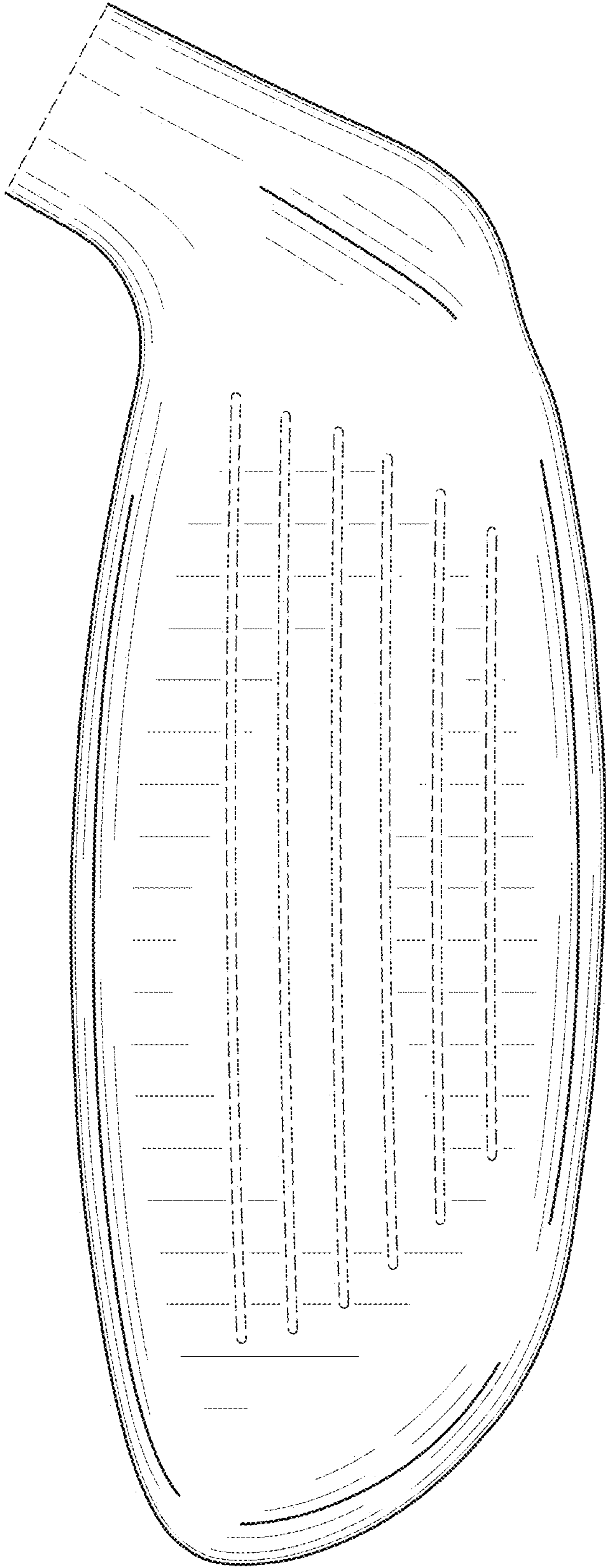


FIG. 5

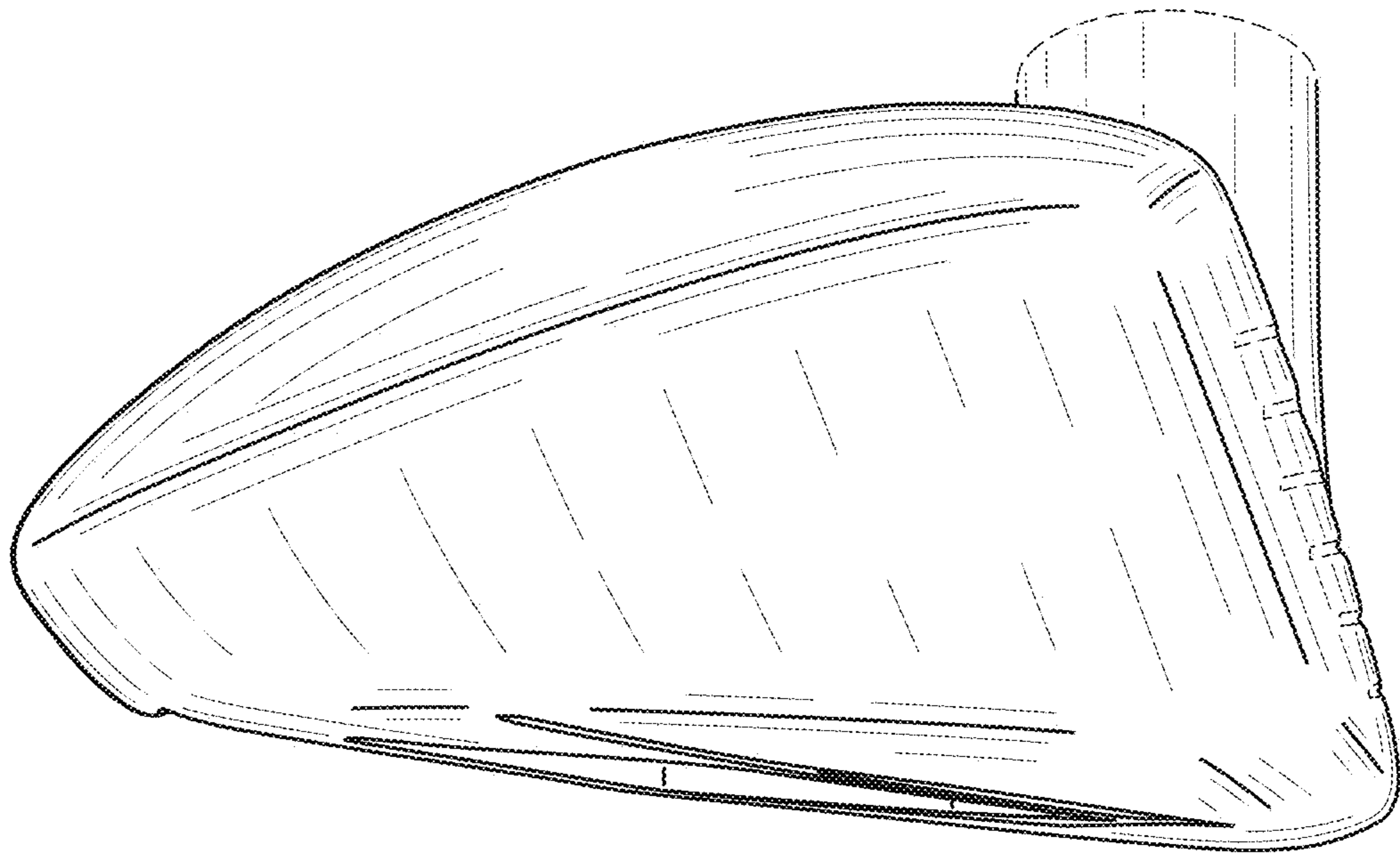


FIG. 6

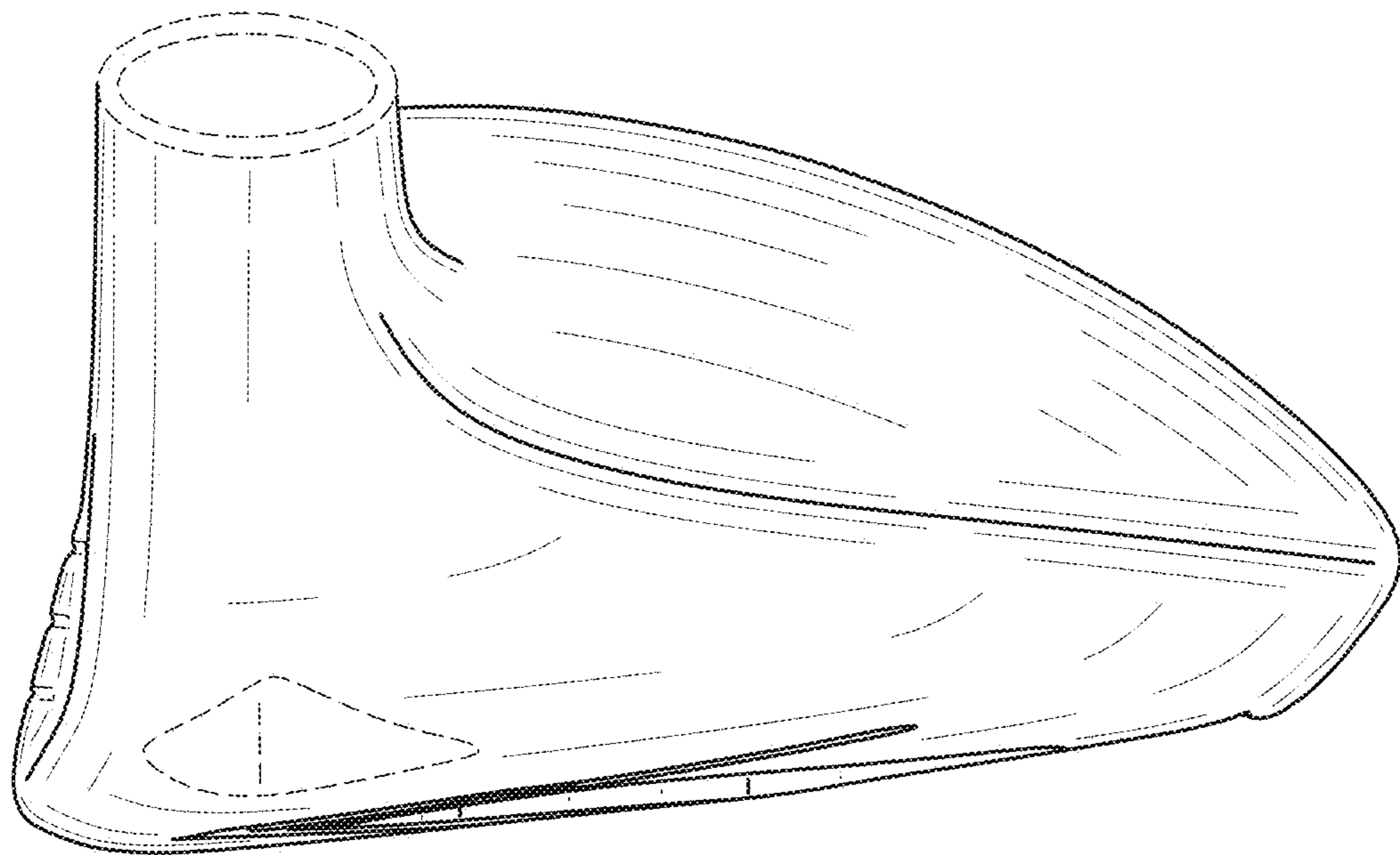


FIG. 7