

US00D931391S

(12) **United States Design Patent** (10) **Patent No.:** **US D931,391 S**
Chun et al. (45) **Date of Patent:** **** Sep. 21, 2021**

(54) **GOLF CLUB HEAD**
(71) Applicant: **Acushnet Company**, Fairhaven, MA (US)
(72) Inventors: **Kevin J. Chun**, Encinitas, CA (US); **Mitchell E. Bac**, Temecula, CA (US)
(73) Assignee: **Acushnet Company**, Fairhaven, MA (US)
(**) Term: **15 Years**
(21) Appl. No.: **29/731,104**
(22) Filed: **Apr. 12, 2020**
(51) **LOC (13) Cl.** **21-02**
(52) **U.S. Cl.**
USPC **D21/752**
(58) **Field of Classification Search**
USPC D21/733, 752, 759
CPC A63B 53/00; A63B 53/04; A63B 53/0466;
A63B 2053/002; A63B 2053/0445; A63B 2053/0433; A63B 2053/0491; A63B 2053/0437; A63B 60/00; A63B 60/46
See application file for complete search history.

D707,767 S * 6/2014 Song D21/752
D708,686 S * 7/2014 Day D21/752
D709,150 S * 7/2014 Day D21/752
D714,892 S * 10/2014 Atwell D21/752
D716,889 S * 11/2014 Dolezel D21/759
D725,729 S * 3/2015 Song D21/752
D726,847 S * 4/2015 Song D21/752
D726,852 S * 4/2015 Song D21/759
D732,124 S * 6/2015 Trahan D21/759
D756,474 S * 5/2016 Trahan D21/759
D760,335 S * 6/2016 Song D21/752
D763,994 S * 8/2016 Foster D21/759
D783,748 S * 4/2017 Song D21/752
D785,111 S * 4/2017 Song D21/752
D786,991 S * 5/2017 Tang D21/759
D786,992 S * 5/2017 Tang D21/759
D786,993 S * 5/2017 Tang D21/759
D811,503 S * 2/2018 Bacon D21/752
D812,168 S * 3/2018 Kim D21/759
D813,327 S * 3/2018 Kim D21/752
D813,328 S * 3/2018 Tang D21/752

(Continued)

Primary Examiner — Mitchell I. Siegel
(74) Attorney, Agent, or Firm — Randy K. Chang

(57) **CLAIM**

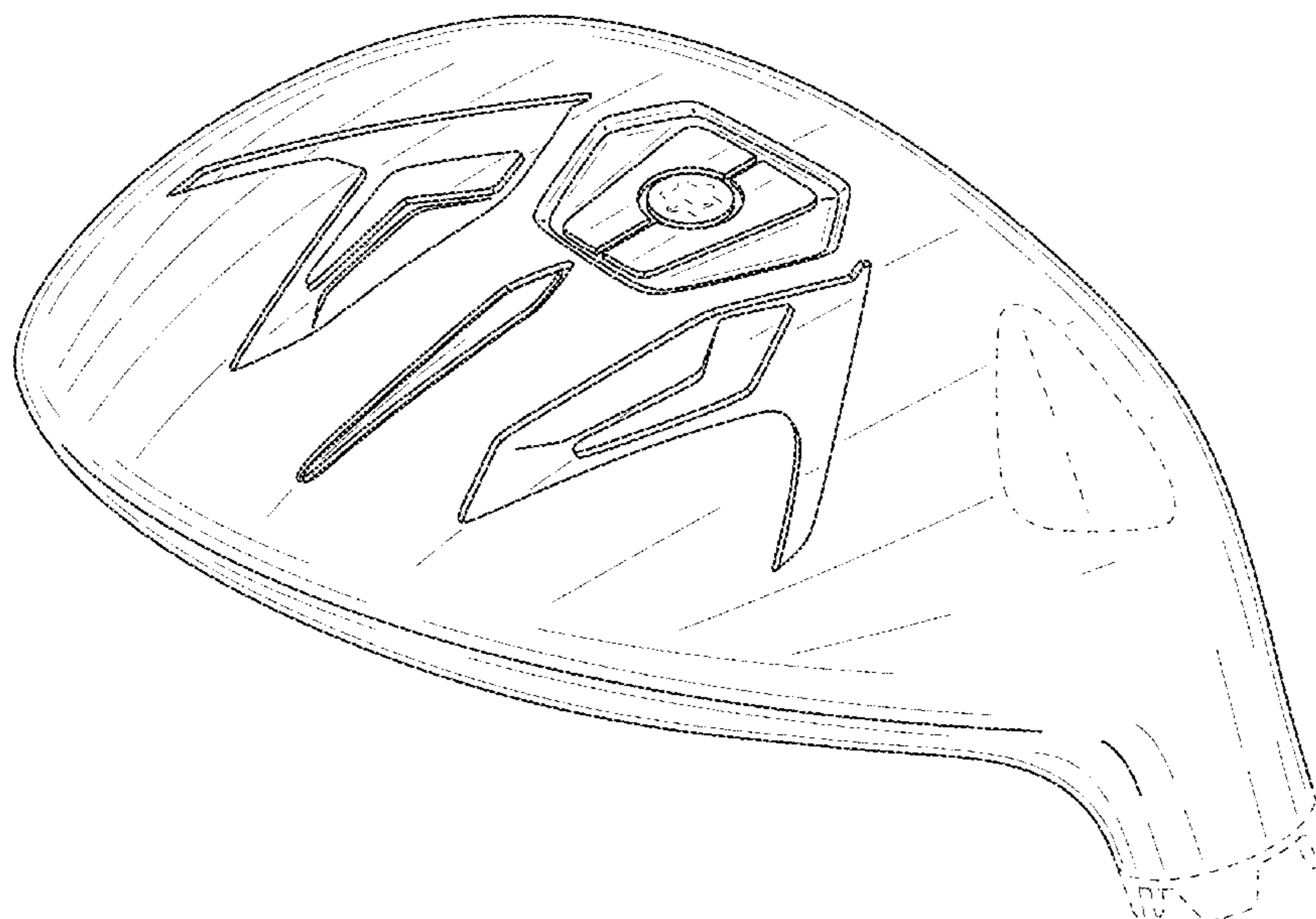
The ornamental design for golf club head, as shown and described.

DESCRIPTION

FIG. 1 is a perspective sole view of a golf club head showing our design;
FIG. 2 is a bottom plan view thereof;
FIG. 3 is a top plan view thereof;
FIG. 4 is a rear elevational view thereof;
FIG. 5 is a front elevation view thereof;
FIG. 6 is a heel end view thereof; and,
FIG. 7 is a toe end view thereof.
The broken lines shown on the drawings form no part of the claimed design.

1 Claim, 5 Drawing Sheets

(56) **References Cited**
U.S. PATENT DOCUMENTS
D472,950 S * 4/2003 Burnett D21/752
D523,918 S * 6/2006 Foster D21/752
D524,891 S * 7/2006 Foster D21/752
D603,919 S * 11/2009 Gray D21/752
D604,376 S * 11/2009 Darley D21/752
D614,711 S * 4/2010 Harbert D21/752
D631,111 S * 1/2011 Bennett D21/752
D647,584 S * 10/2011 Foster D21/752
D663,371 S * 7/2012 Kim D21/752
D665,863 S * 8/2012 Gonzalez D21/759
D667,516 S * 9/2012 Gonzalez D21/752
D667,907 S * 9/2012 Engel D21/752



(56)

References Cited

U.S. PATENT DOCUMENTS

D814,582	S	*	4/2018	Bacon	D21/752
D814,583	S	*	4/2018	Stokke	D21/752
D815,223	S	*	4/2018	Stokke	D21/752
D823,958	S	*	7/2018	Stokke	D21/752
D825,013	S	*	8/2018	Milleman	D21/752
D834,116	S	*	11/2018	Chun	D21/752
D834,118	S	*	11/2018	Song	D21/759
D846,050	S	*	4/2019	Song	D21/752
D846,673	S	*	4/2019	Song	D21/752
D867,501	S	*	11/2019	Chun	D21/752
D867,502	S	*	11/2019	Song	D21/752
D867,503	S	*	11/2019	Chun	D21/752
D877,834	S	*	3/2020	Song	D21/759
D884,100	S	*	5/2020	Kitching, Jr.	D21/759
D895,041	S	*	9/2020	Chun	D21/752
D909,511	S	*	2/2021	Cyruulik	D21/752
D916,221	S	*	4/2021	Bacon	D21/752
D917,643	S	*	4/2021	Stokke	D21/752
D917,644	S	*	4/2021	Wang	D21/752
D920,454	S	*	5/2021	Chun	D21/752
D920,455	S	*	5/2021	Chun	D21/752
D920,456	S	*	5/2021	Song	D21/752
D921,142	S	*	6/2021	Song	D21/752

* cited by examiner

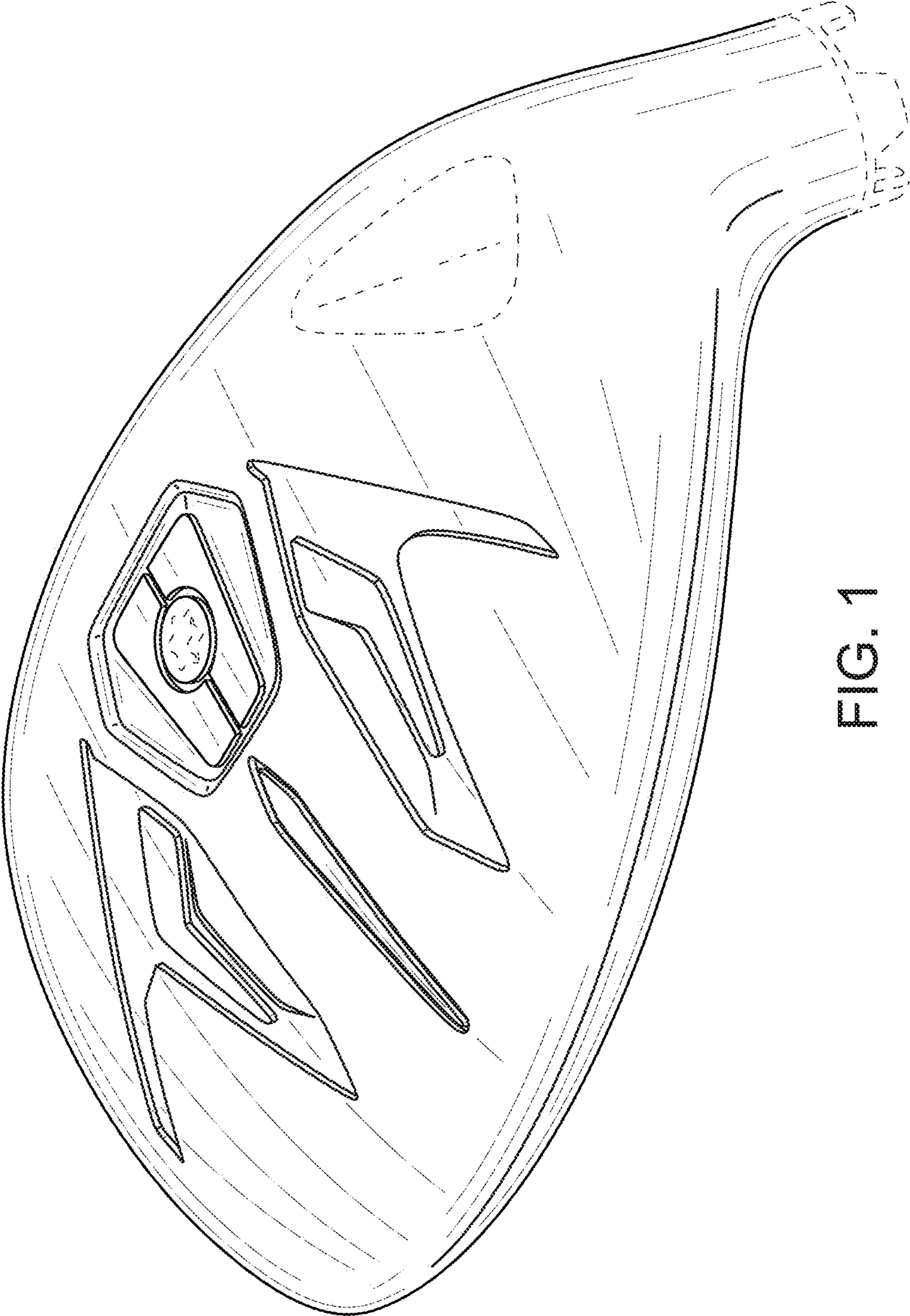


FIG. 1

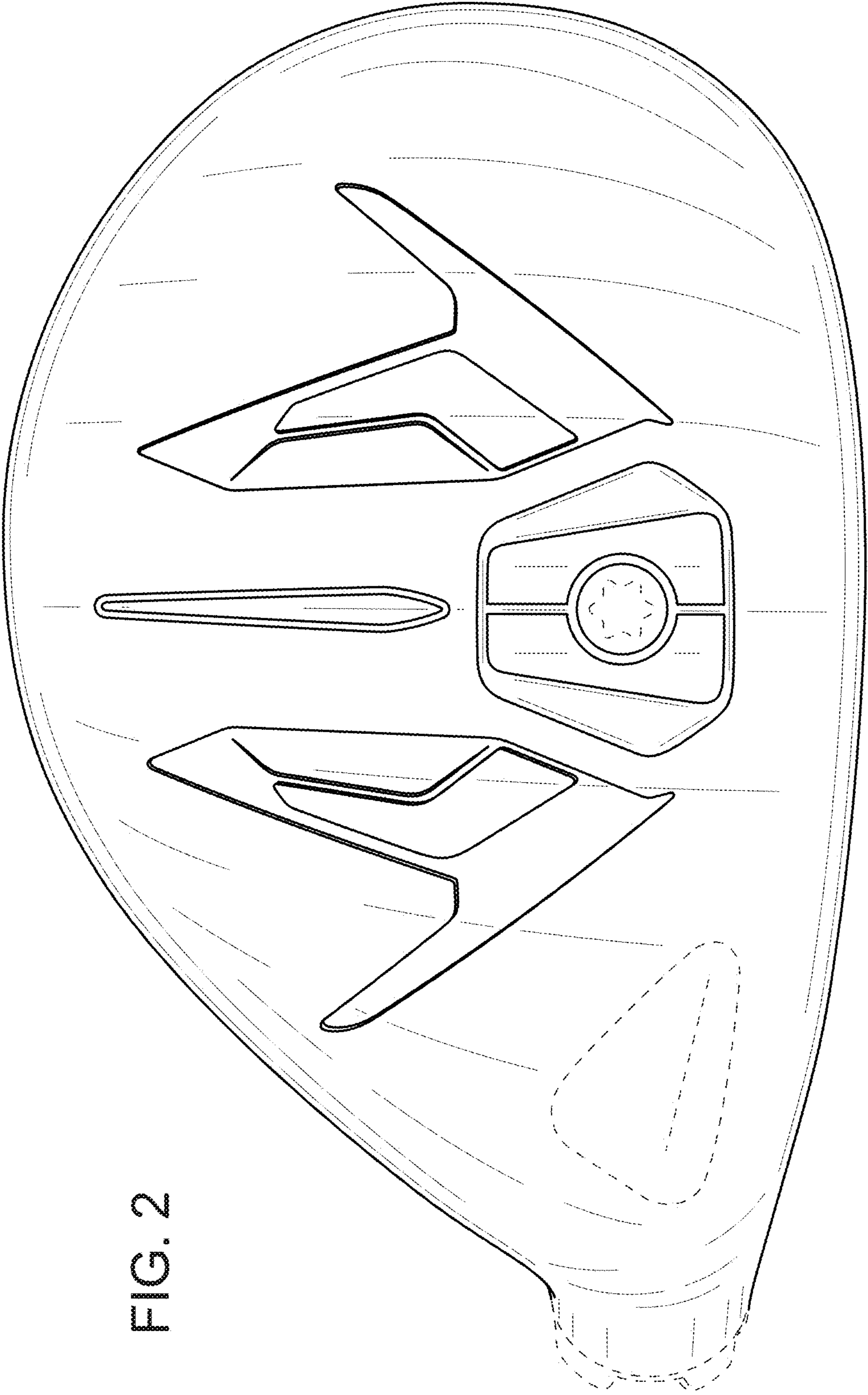


FIG. 2

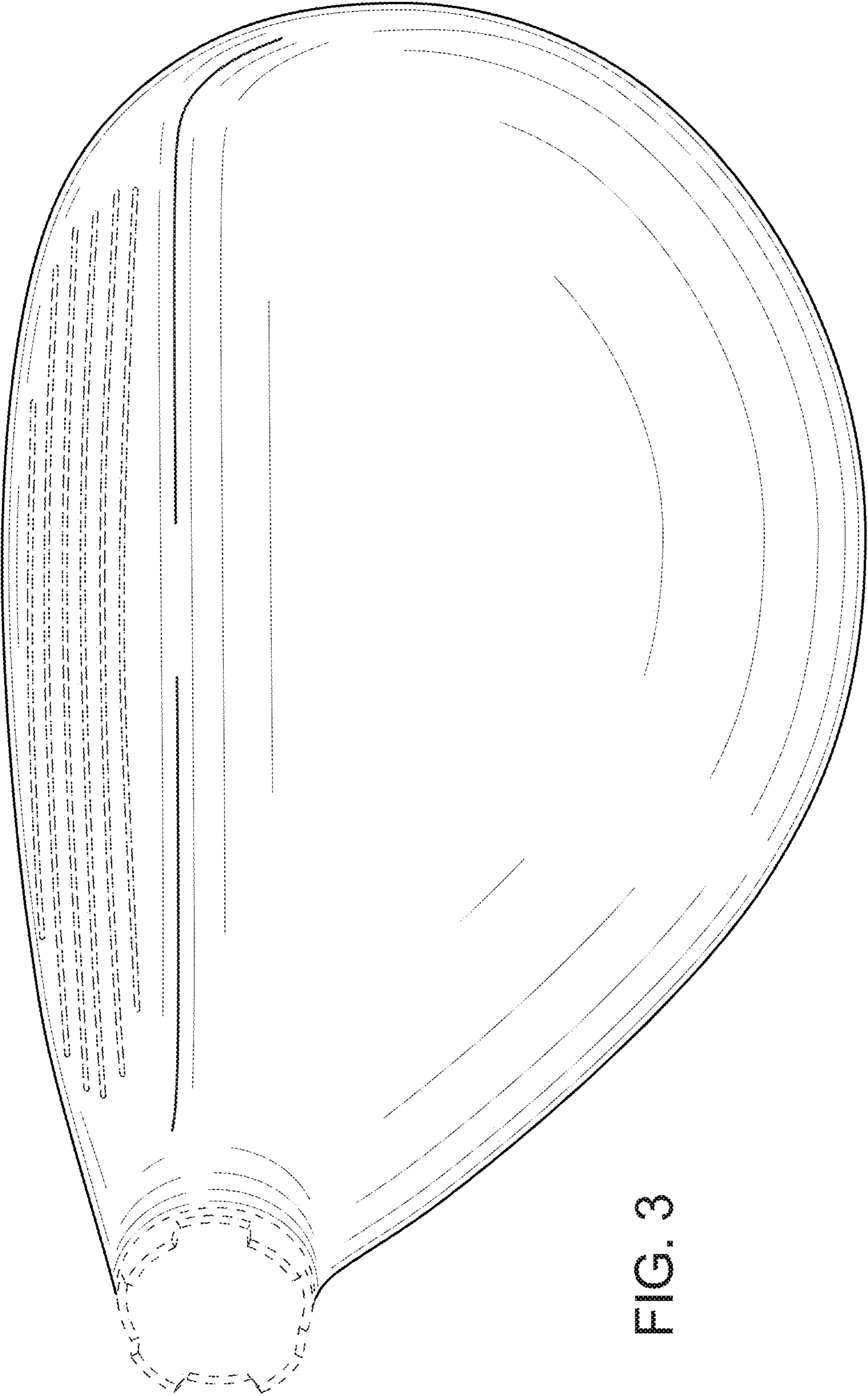


FIG. 3



FIG. 4

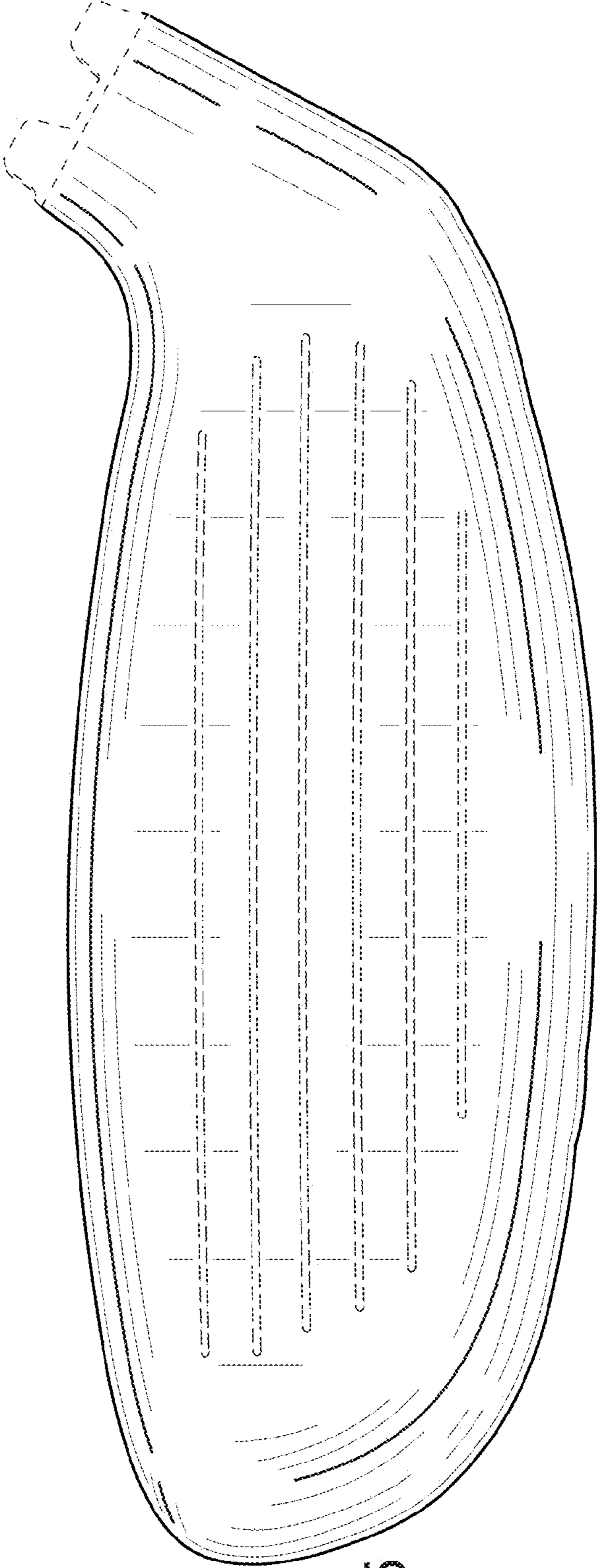


FIG. 5




FIG. 6

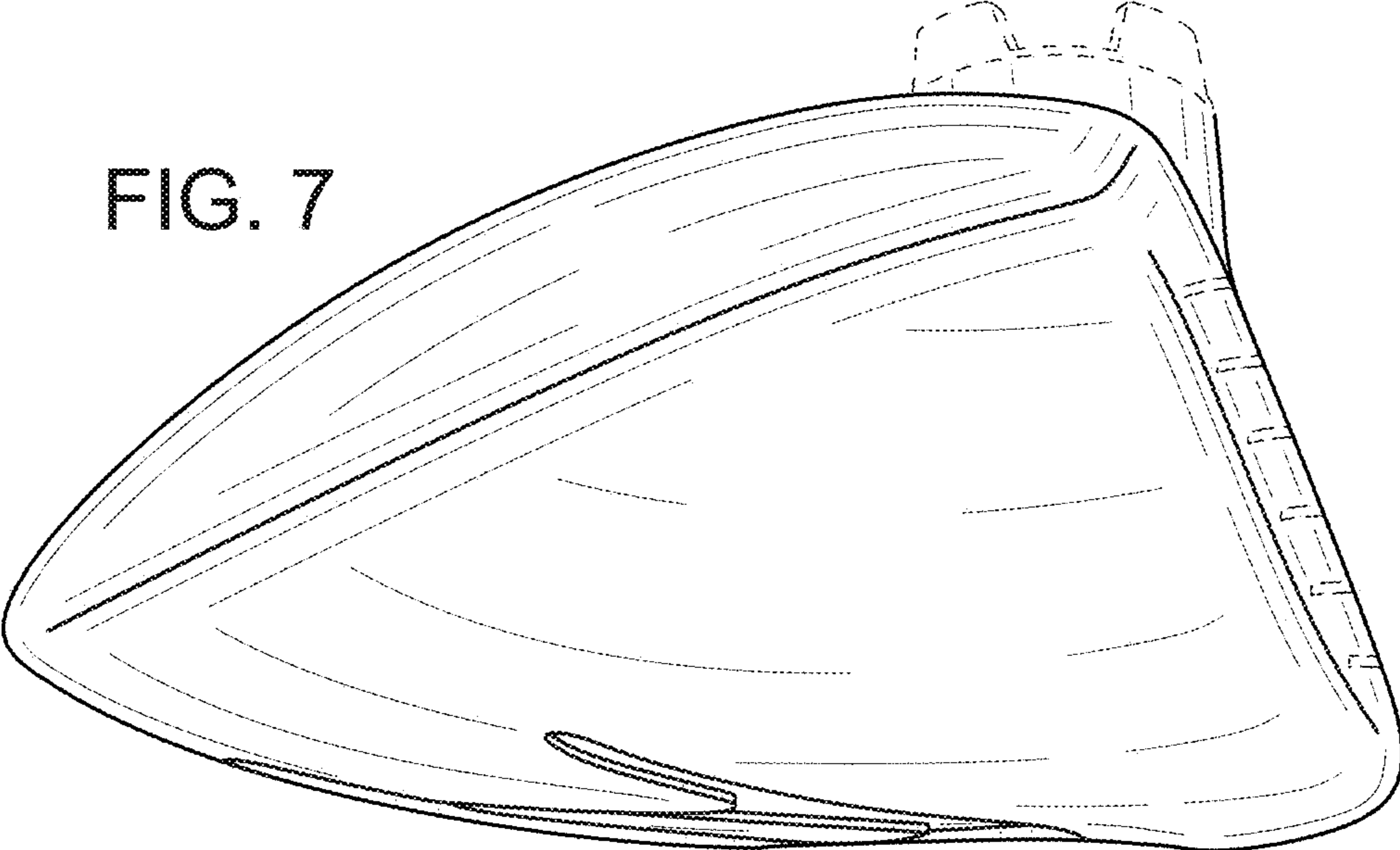


FIG. 7