



US00D931388S

(12) **United States Design Patent**  
**Tanner et al.**

(10) **Patent No.:** **US D931,388 S**

(45) **Date of Patent:** **\*\* Sep. 21, 2021**

- (54) **WEIGHTLIFTING BELT**
- (71) Applicants: **Caitlyn Tanner**, Albuquerque, NM (US); **Ethan Tanner**, Albuquerque, NM (US)
- (72) Inventors: **Caitlyn Tanner**, Albuquerque, NM (US); **Ethan Tanner**, Albuquerque, NM (US)
- (73) Assignee: **RX COMPLIANCE, LLC**, Albuquerque, NM (US)

D435,611 S *	12/2000	Hines	.....	D2/627
D501,288 S *	2/2005	Taylor	.....	D2/627
D550,847 S *	9/2007	Kixmiller	.....	D24/190
D638,948 S *	5/2011	Janzon	.....	D24/190
D649,648 S *	11/2011	Cavalieri	.....	A61F 5/028
				D24/190
D657,063 S *	4/2012	Chiang	.....	D24/190
D677,005 S *	2/2013	Deurwarder	.....	D29/100
9,437,175 B2 *	9/2016	Sumner	.....	A45F 3/10
D789,547 S *	6/2017	Matfus	.....	D24/190
D879,309 S *	3/2020	Reinke	.....	D24/190

(\*\*) Term: **15 Years**

(21) Appl. No.: **29/693,465**

(22) Filed: **Jun. 3, 2019**

(51) **LOC (13) Cl.** ..... **21-01**

(52) **U.S. Cl.**  
USPC ..... **D21/662**; D24/190

(58) **Field of Classification Search**  
USPC ..... D2/502, 627, 900; D3/221, 224, 226, D3/327; D21/398, 408, 662, 684, 692; D24/190, 206; D29/100, 101.5, 124  
CPC ..... A63B 21/0552  
See application file for complete search history.

(56) **References Cited**

U.S. PATENT DOCUMENTS

D289,785 S *	5/1987	Lindsey	.....	D2/627
D352,114 S *	11/1994	Nicholson	.....	D24/190
D366,555 S *	1/1996	Daniels	.....	D24/190
D375,823 S *	11/1996	Bleiweis	.....	D2/627

OTHER PUBLICATIONS

“Fire Team Fit Weight Lifting Belt” Aug. 3, 2015, Amazon.com, site visited Jun. 10, 2020: <https://www.amazon.com.au/dp/B07DGKHCNQ/> (Year: 2015).\*

\* cited by examiner

*Primary Examiner* — Michael C Stout

*Assistant Examiner* — Melvin L Davis

(74) *Attorney, Agent, or Firm* — Kramer Law Firm, P.C.; Kameron W. Kramer

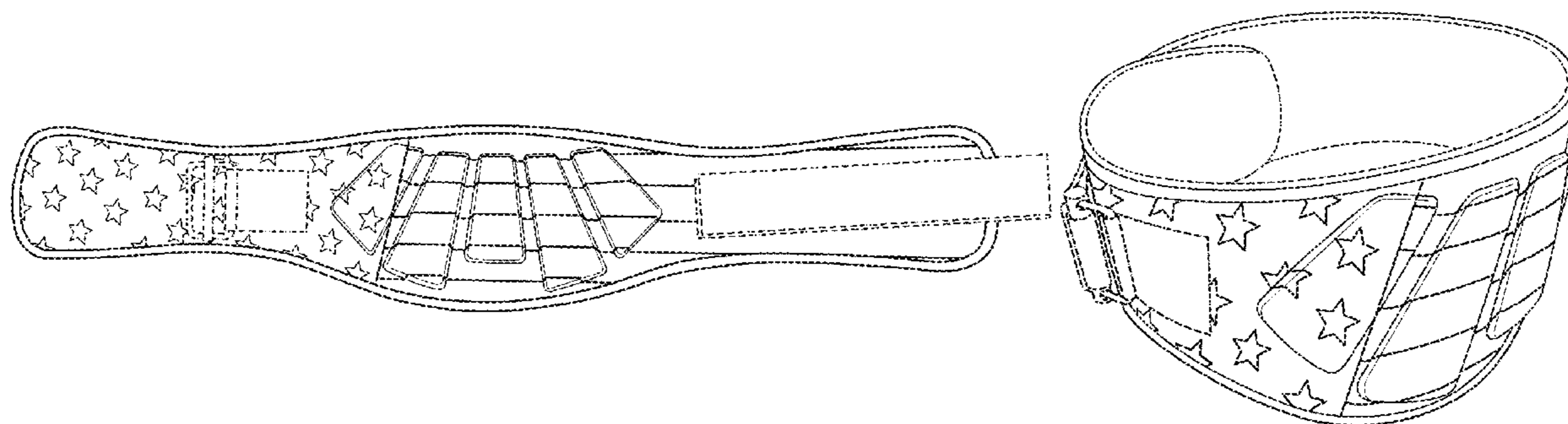
(57) **CLAIM**

The ornamental design for a weightlifting belt, as shown and described.

**DESCRIPTION**

FIG. 1 is a front elevation view of a weightlifting belt showing our new design; and, FIG. 2 is a perspective view thereof in the closed position. The broken lines of FIGS. 1-2 illustrate portions of a weightlifting belt that form no part of the claimed design.

**1 Claim, 2 Drawing Sheets**



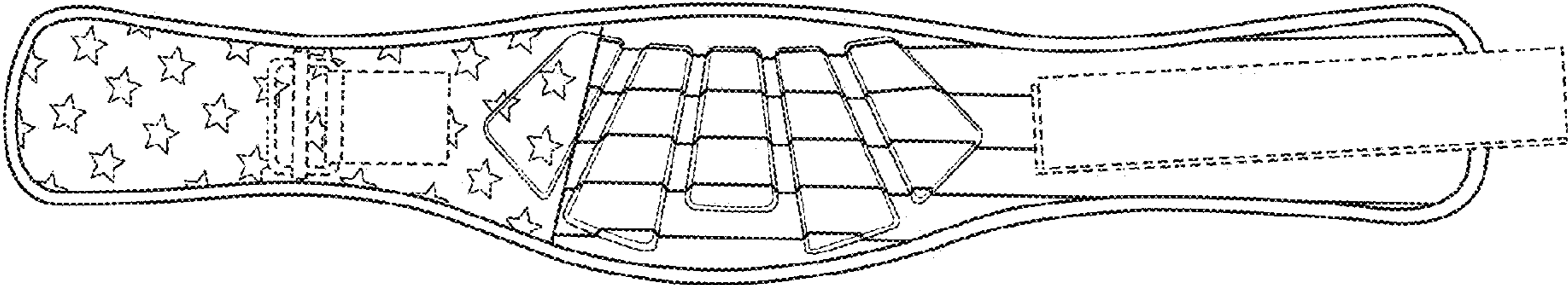


FIG. 1

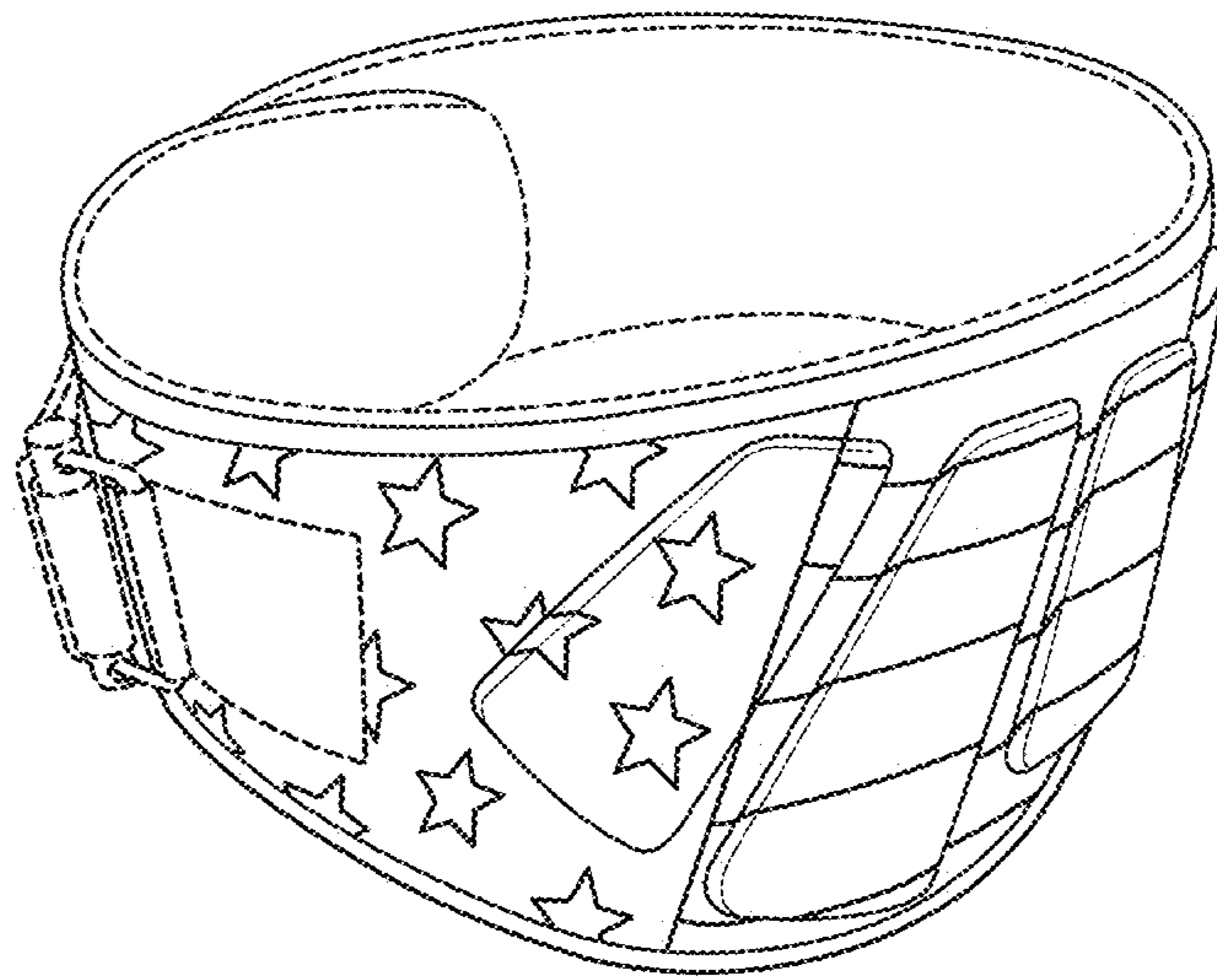


FIG. 2