



US00D931374S

(12) **United States Design Patent** (10) **Patent No.:** **US D931,374 S**
Meng (45) **Date of Patent:** **** Sep. 21, 2021**

(54) **VIRTUAL REALITY CONTROLLER COVER**

(71) Applicant: **DONGGUAN LINQI ELECTRONIC TECHNOLOGY CO., LTD.**,
Dongguan (CN)

(72) Inventor: **Kunsheng Meng**, Dongguan (CN)

(73) Assignee: **DONGGUAN LINQI ELECTRONIC TECHNOLOGY CO., LTD.**,
Dongguan (CN)

(**) Term: **15 Years**

(21) Appl. No.: **29/757,147**

(22) Filed: **Nov. 3, 2020**

(51) **LOC (13) Cl.** **21-01**

(52) **U.S. Cl.**
USPC **D21/333**

(58) **Field of Classification Search**
USPC D21/324–29, 330, 331, 333, 341, 342,
D21/349, 386; D14/174, 177, 190, 203.5,
D14/218, 250, 299, 322, 341, 345, 346,
D14/353, 354, 356, 374, 375, 376,
D14/387–401, 421, 432, 440, 443, 463,
D14/474, 483, 493, 496, 511; D22/100,
D22/103–105; D13/162, 162.1, 168;
D10/78, 98, 103

CPC A45C 13/00; A45C 13/001; A45C 13/002;
A63F 13/10; A63F 13/98; A63F 13/24;
A63F 9/0291; A63F 13/06; G06F 3/0338;
G06F 3/014; G06F 3/0346; G06T 7/246

See application file for complete search history.

(56) **References Cited**

U.S. PATENT DOCUMENTS

D619,178 S 7/2010 Ashida et al.
D638,067 S 5/2011 Suetake et al.
D797,743 S * 9/2017 Awad D14/412
D804,579 S * 12/2017 Britt D21/333
D806,173 S * 12/2017 Britt D21/333

D817,300 S * 5/2018 Bristol D14/203.3
10,061,458 B1 * 8/2018 Bristol G06F 3/0488
D844,609 S * 4/2019 Bristol D14/388
D863,446 S * 10/2019 Bristol D21/333
D883,283 S * 5/2020 Chen D14/388
D885,386 S * 5/2020 Wei D14/388
D888,056 S * 6/2020 Wei D14/388
D889,549 S * 7/2020 Ironmonger D21/333

(Continued)

OTHER PUBLICATIONS

“AMVR Touch Controller Grip Cover for Oculus Quest 2”, posted Oct. 20, 2020[Online], [retrieved Apr. 19, 2021]. Retrieved from Internet, https://www.amazon.com/dp/B08LG6CGTX/ref=sspa_dk_detail_6?psc=1&pd_rd_i=B08LG6CGTX&pd_rd_w=1LzqH&pf_rd_p=cbc856ed-1371-4f23-b89d-.*

(Continued)

Primary Examiner — Kevin K Rudzinski

Assistant Examiner — Mehri F Bajoul

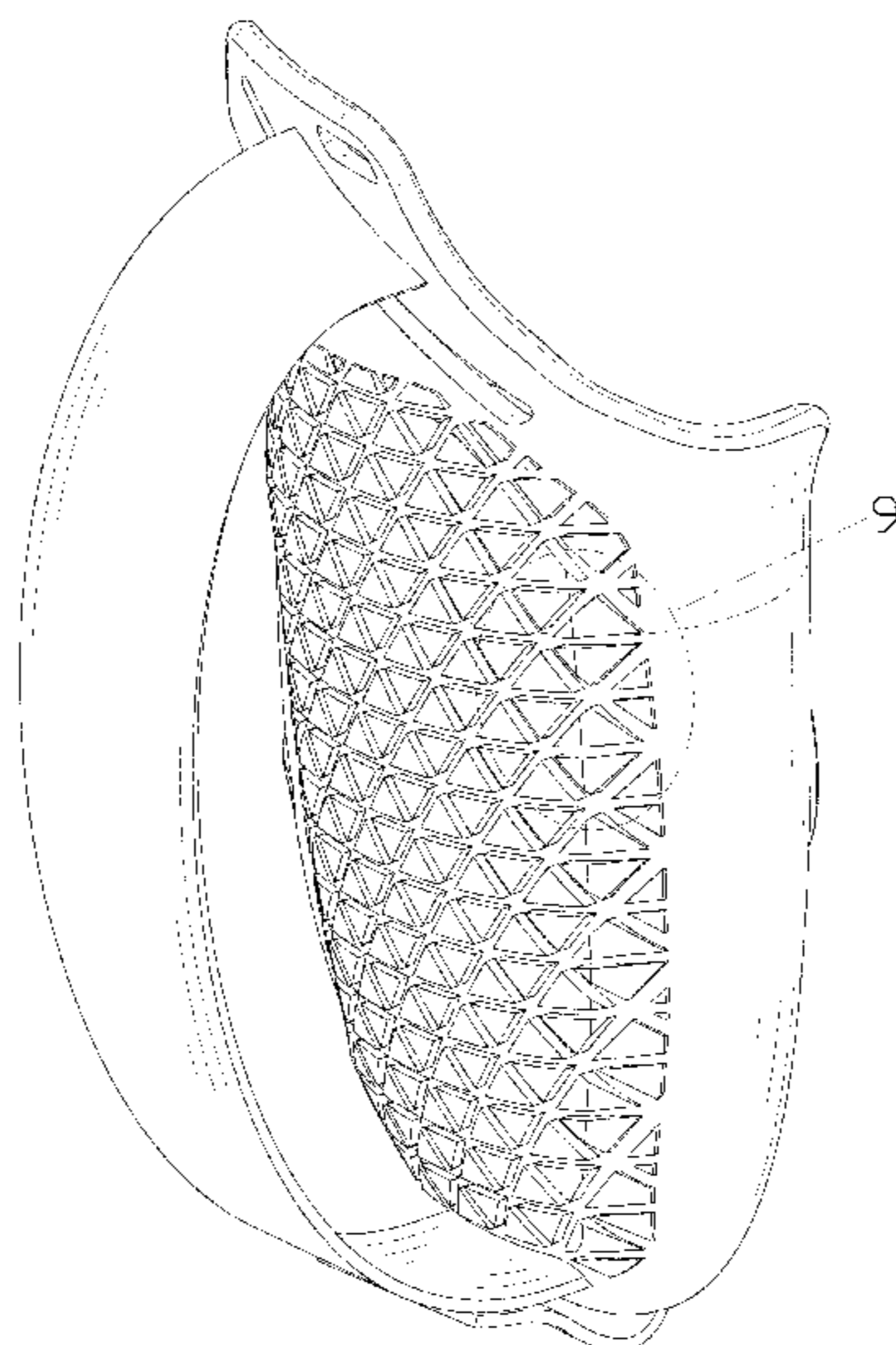
(57) **CLAIM**

The ornamental design for a virtual reality controller cover, as shown and described.

DESCRIPTION

FIG. 1 is a perspective view of a virtual reality controller cover showing my new design;
FIG. 2 is another perspective view thereof;
FIG. 3 is a front elevational view thereof;
FIG. 4 is a rear elevational view thereof;
FIG. 5 is a left side elevational view thereof;
FIG. 6 is a right side elevational view thereof;
FIG. 7 is a top plan view thereof;
FIG. 8 is a bottom plan view thereof; and,
FIG. 9 is an enlarged view of portion 9 shown in FIG. 1.
The long-short dash lines, shown in FIGS. 1 and 9, illustrate boundary of the magnified portion of virtual reality controller cover and form no part of the claimed design.

1 Claim, 9 Drawing Sheets



(56)

References Cited

U.S. PATENT DOCUMENTS

D903,667 S * 12/2020 Wei D14/388
D904,406 S * 12/2020 Wei D14/388
D904,519 S * 12/2020 Adams D21/333
D905,164 S * 12/2020 Adams D21/333
D905,165 S * 12/2020 Adams D21/333
D905,166 S * 12/2020 Adams D21/333
D905,167 S * 12/2020 Adams D21/333

OTHER PUBLICATIONS

https://www.amazon.com/dp/B08LG6CGTX/ref=sspa_dk_detail_6?psc=1&pd_rd_i=B08LG6CGTX&pd_rd_w=1LzqH&pf_rd_p=cbc856ed-1371-4f23-b89d-d3fb30edf66d&pd_rd_wg=aSBS9&pf_rd_r=526F93Z9903SKCNROGFT&pd_rd_r=6dab2c30-e01c-4f97-b3ed-4c87c0dd4c42&spLa=ZW5jcnlwdGVkUXVhbGlmaWVyPU EyNTJFTUIDSDRHUjhJJmVuY3J5cHRIZEikPUEwMjEyMDYwMUdPRD.*

“CNBEYOUNG Touch Controller Grip for Oculus Quest 2”, posted Nov. 24, 2020 [Online], [retrieved Apr. 19, 2021]. Retrieved from Internet, <https://www.amazon.com/>.*

[/CNBEYOUNG-Controller-Anti-Throw-Accessories-Adjustable/dp/B08P2QLDPS/ref=asc_df_B08P2QLDPS/?tag=hyprod-20&linkCode=df0&hvadid=475795095347&hvpos=&hvnetw=g&hvrand=9863094764922453186&hvpone=&hvptwo=&hvqmt=&hvdev=c&hvdvcm dl=&hvlocint=&hvlocphy=9008148&hvtargid=pla-1094411252761&psc=1.*](https://www.amazon.com/dp/B08P2QLDPS/ref=asc_df_B08P2QLDPS/?tag=hyprod-20&linkCode=df0&hvadid=475795095347&hvpos=&hvnetw=g&hvrand=9863094764922453186&hvpone=&hvptwo=&hvqmt=&hvdev=c&hvdvcm dl=&hvlocint=&hvlocphy=9008148&hvtargid=pla-1094411252761&psc=1.*)

* cited by examiner

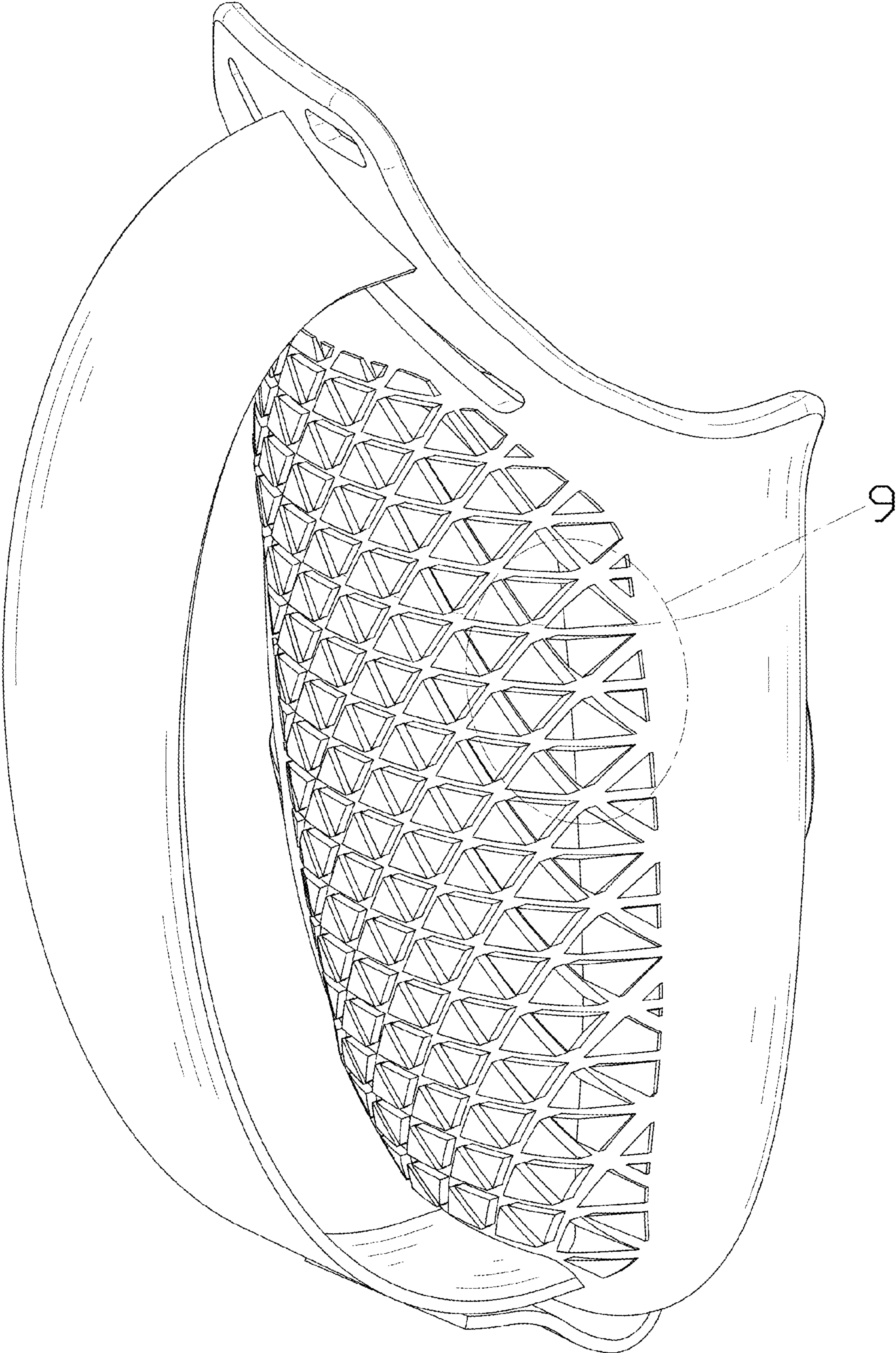


FIG. 1

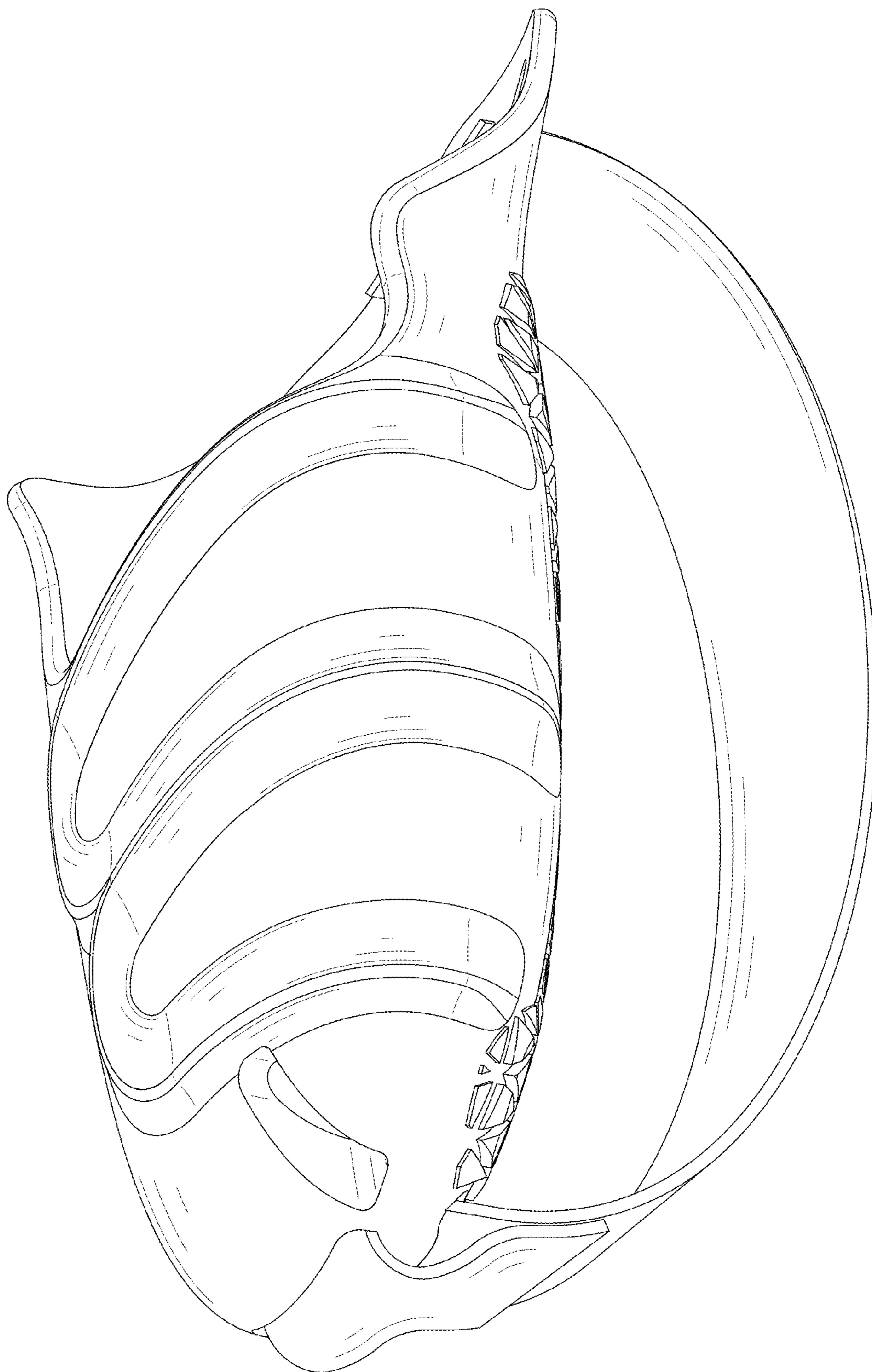


FIG. 2

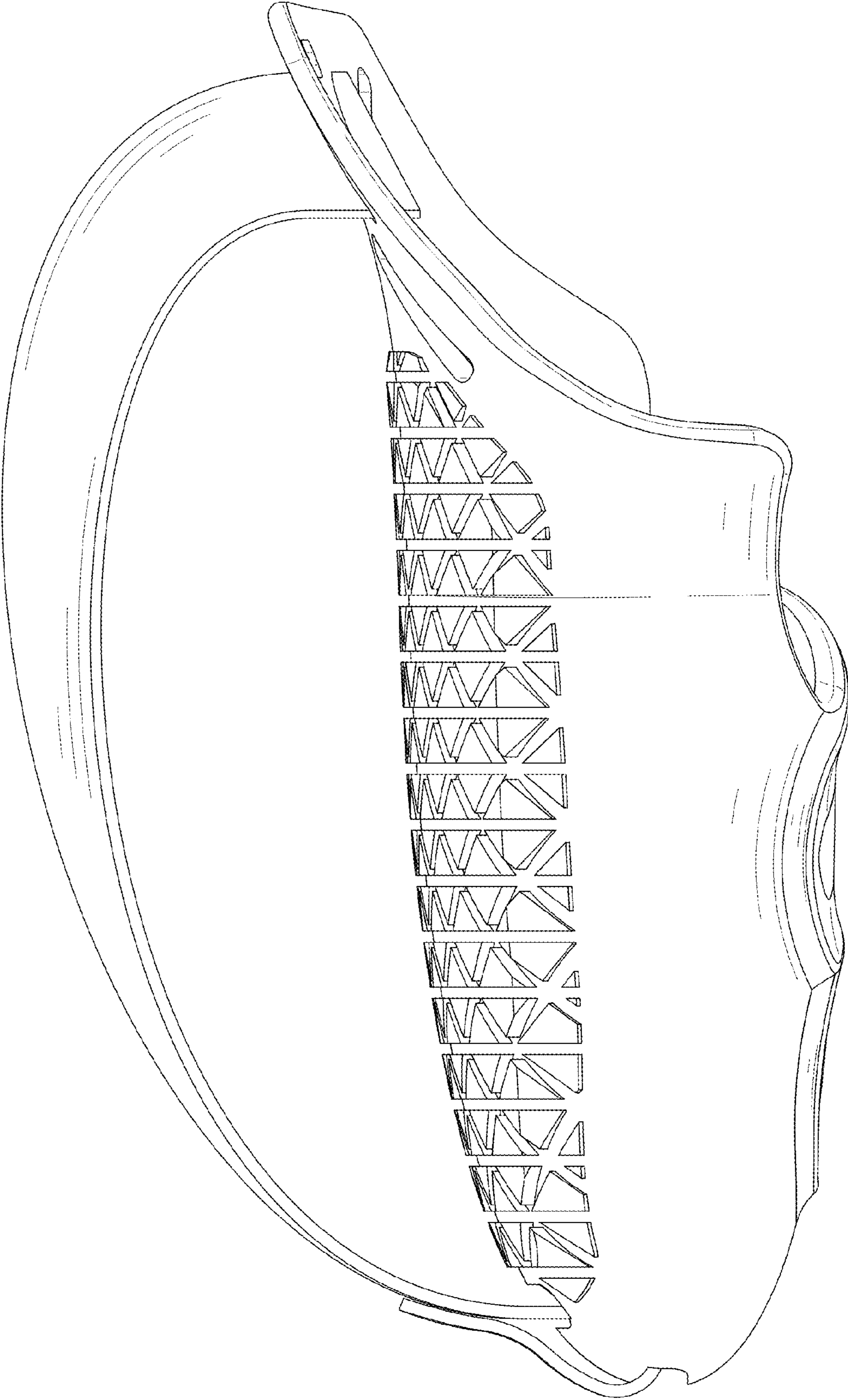


FIG. 3

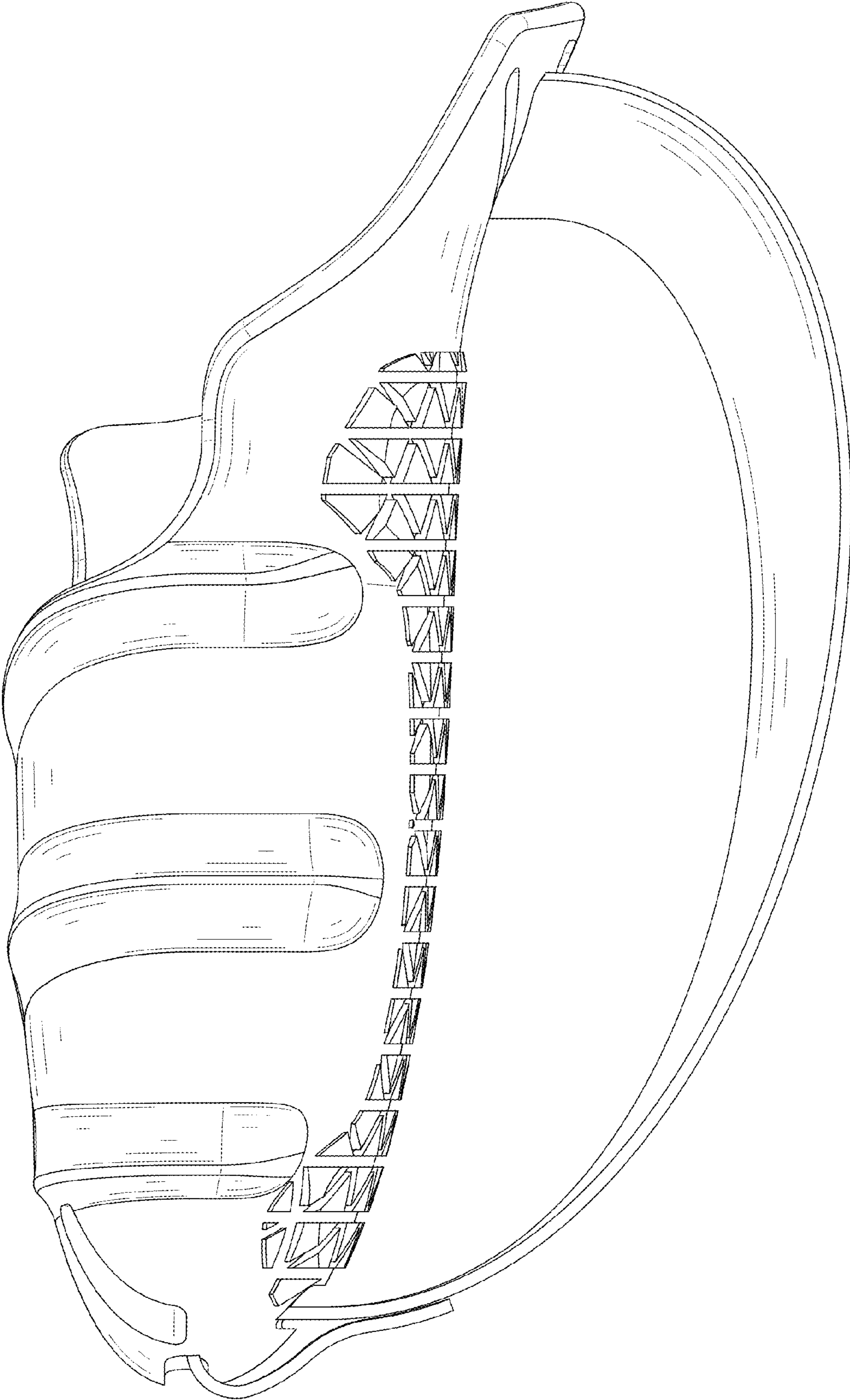


FIG. 4

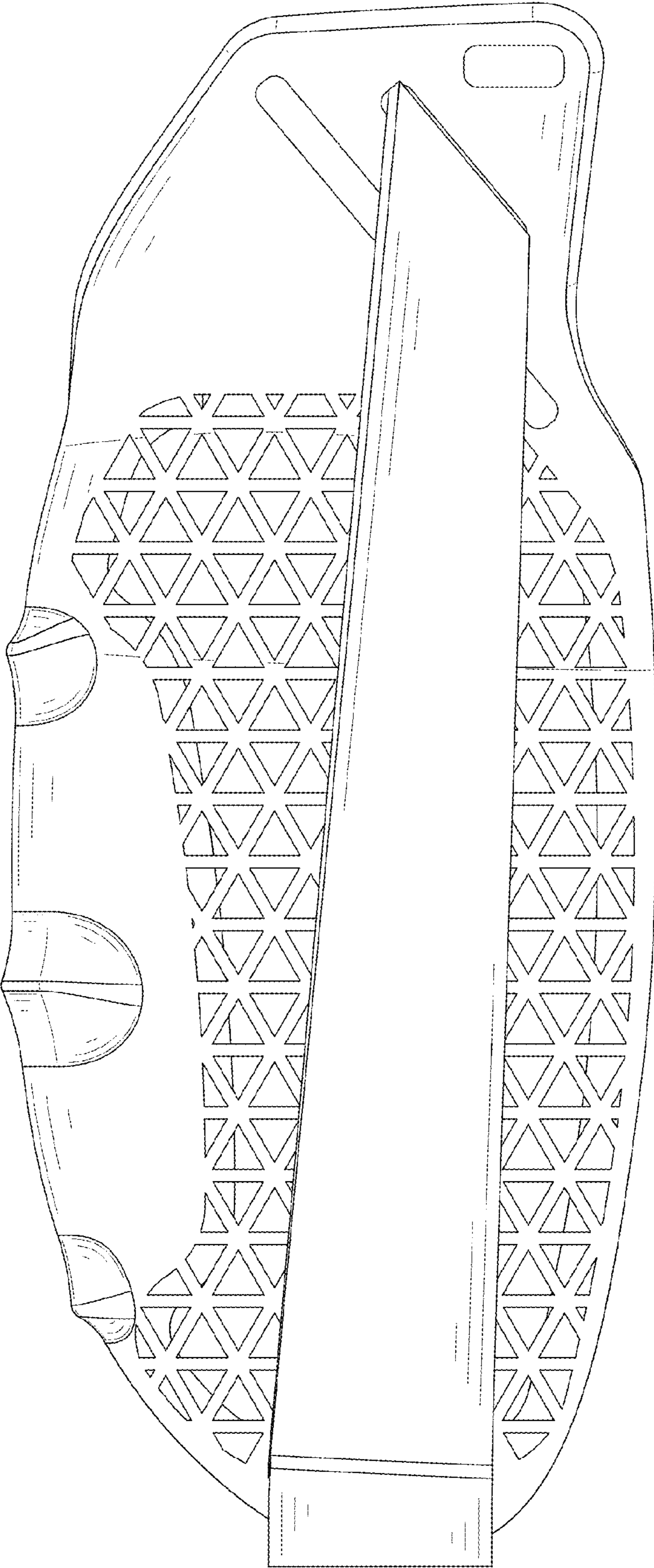


FIG. 5

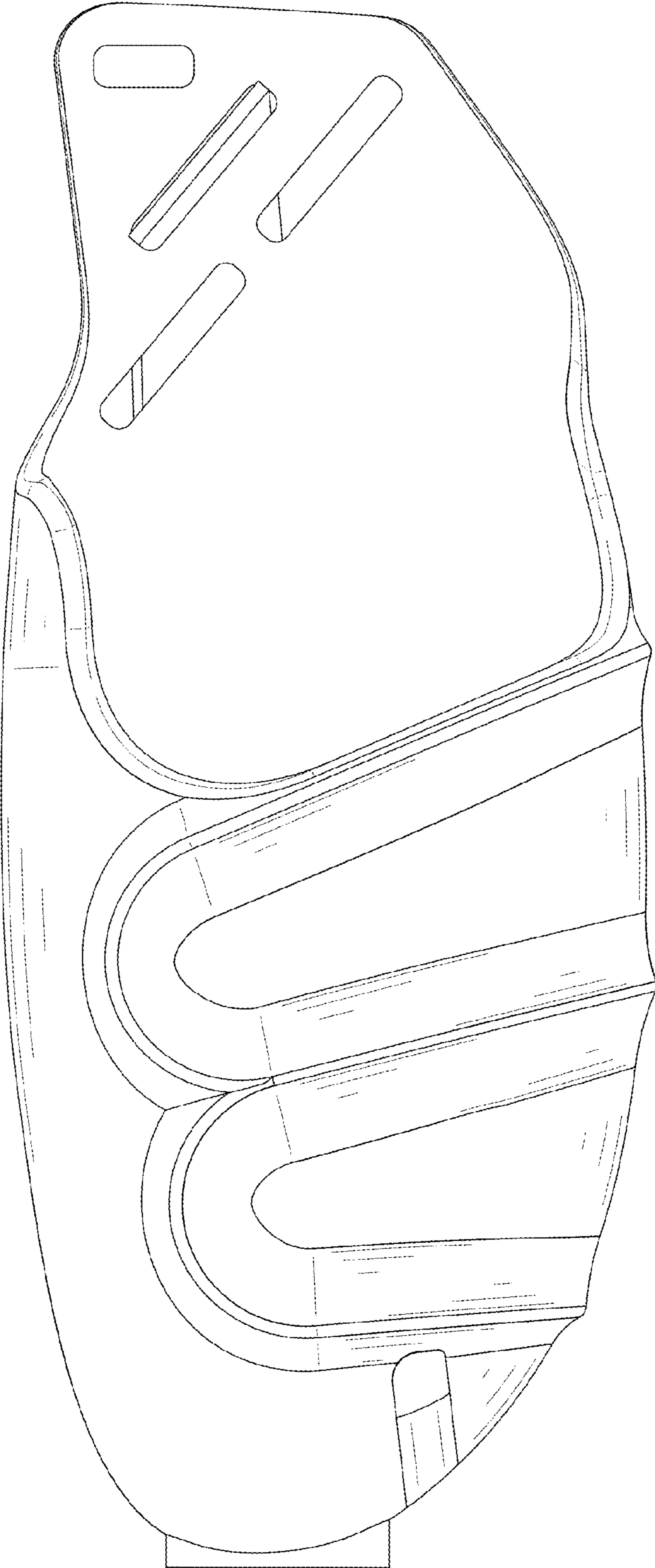


FIG. 6

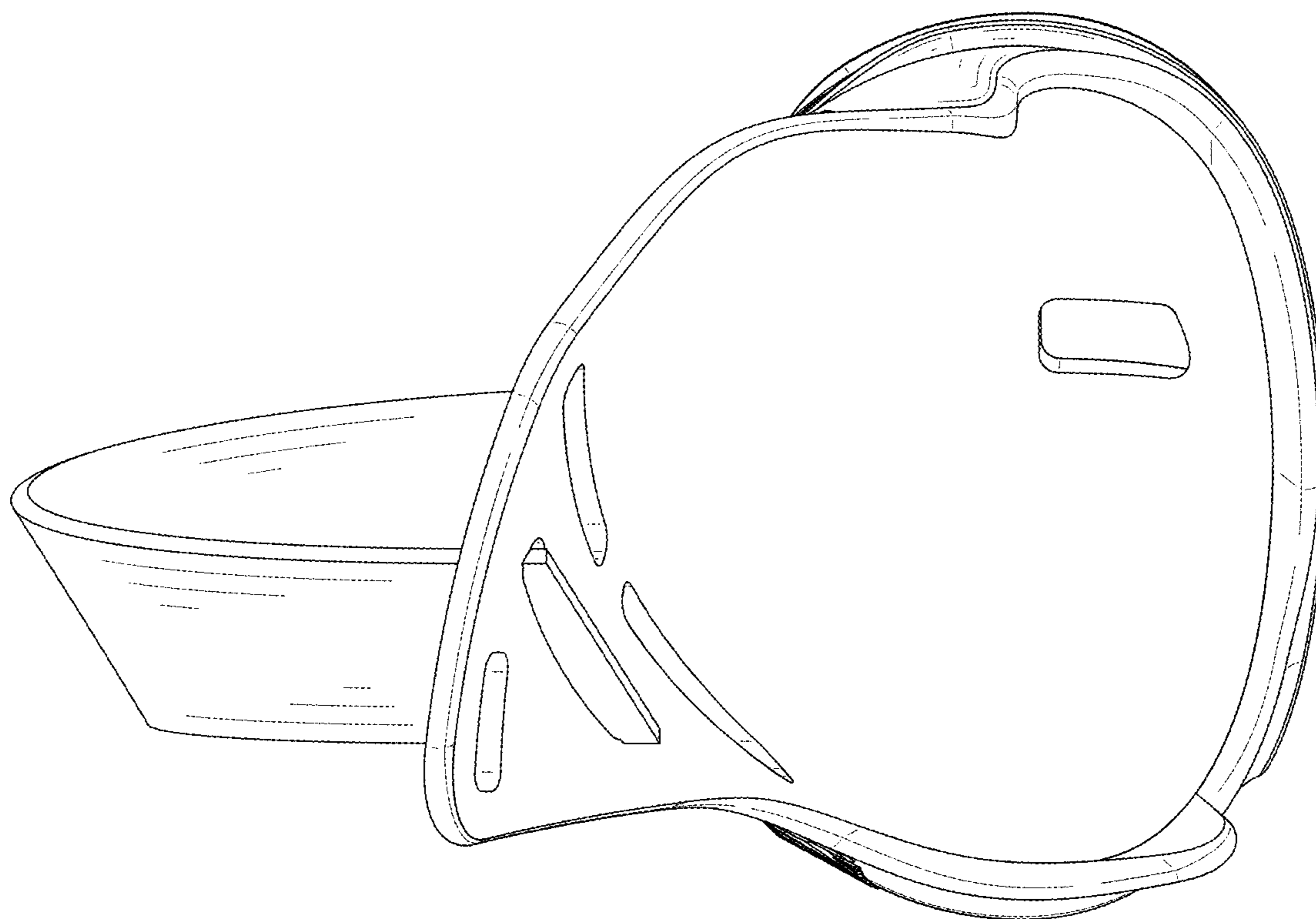


FIG. 7

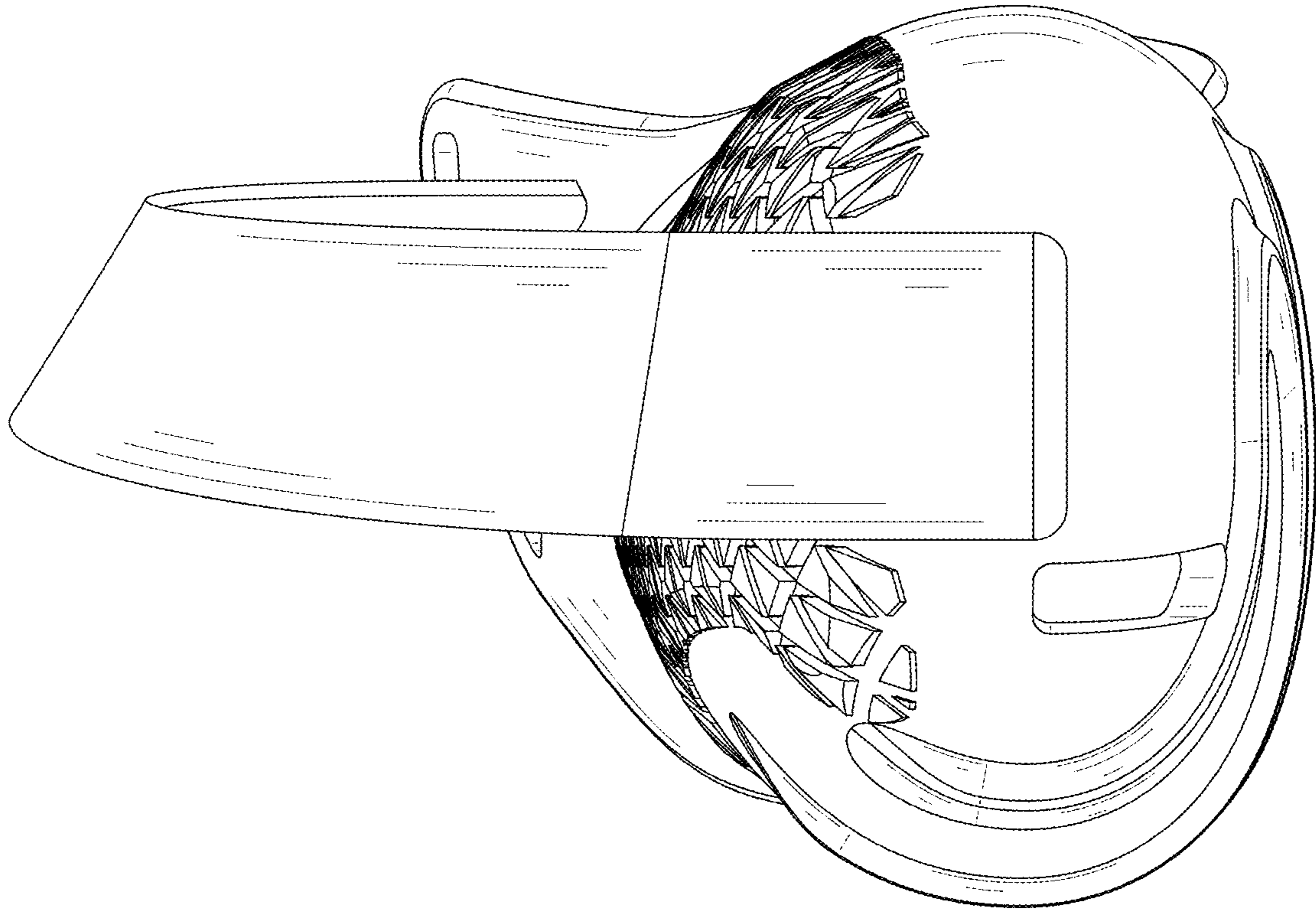


FIG. 8

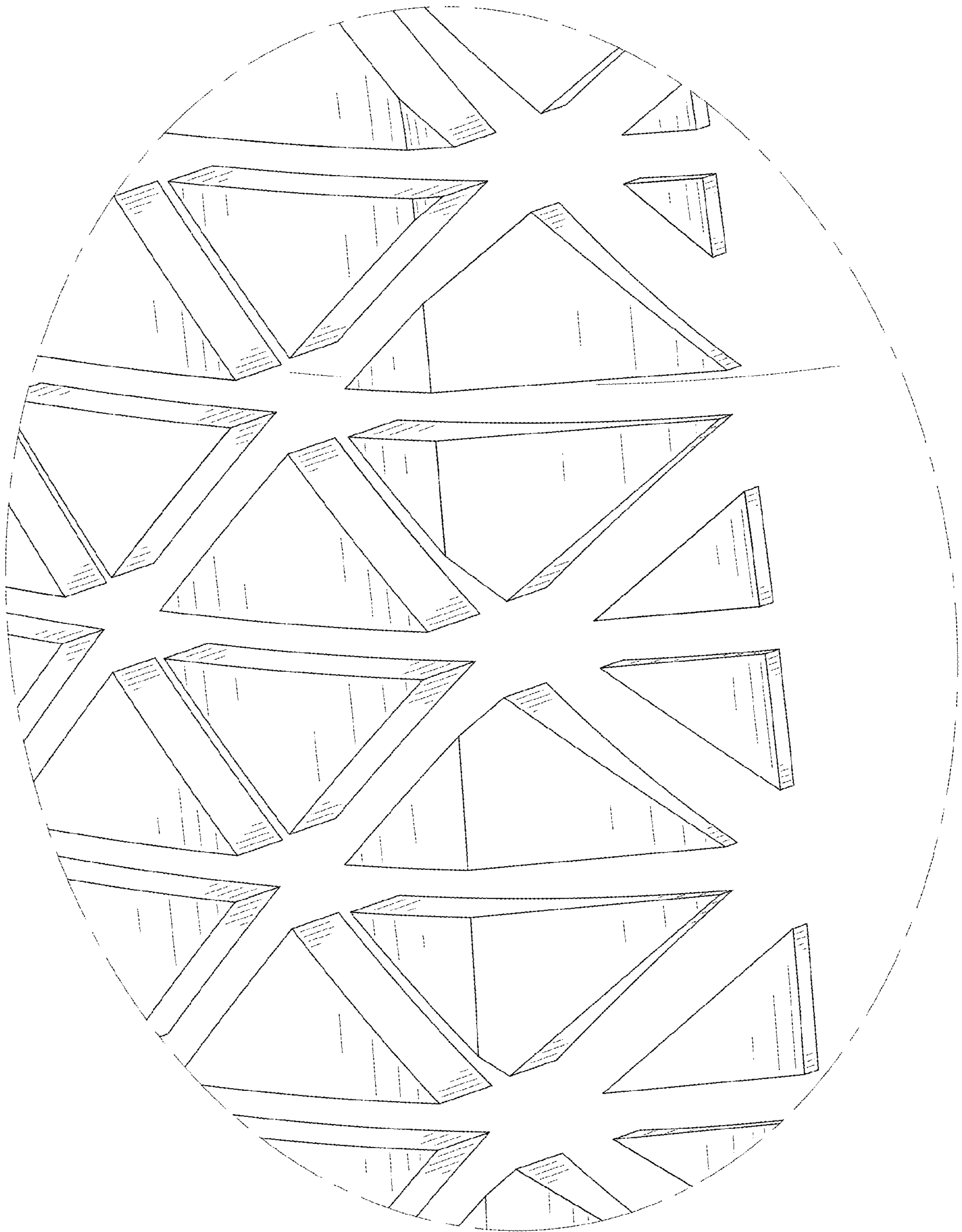


FIG. 9