



US00D931368S

(12) **United States Design Patent**
McPhaul

(10) **Patent No.:** **US D931,368 S**

(45) **Date of Patent:** **** Sep. 21, 2021**

(54) **PAPER SCROLL**

(71) Applicant: **Byron A McPhaul**, Orlando, FL (US)

(72) Inventor: **Byron A McPhaul**, Orlando, FL (US)

(**) Term: **15 Years**

(21) Appl. No.: **29/742,055**

(22) Filed: **Oct. 22, 2019**

(51) **LOC (13) Cl.** **19-02**

(52) **U.S. Cl.**

USPC **D19/89; D99/25**

(58) **Field of Classification Search**

USPC D19/75, 77-78, 86-87, 89-92; D3/309,
D3/312; D21/681, 682; D99/25

CPC G09F 11/21; B42D 19/00

See application file for complete search history.

(56) **References Cited**

U.S. PATENT DOCUMENTS

948,506	A *	2/1910	Horton	G09F 11/29 40/514
D69,395	S *	2/1926	Henry	D19/89
3,245,635	A *	4/1966	Signor	B42D 19/00 242/375
3,734,493	A *	5/1973	Hasekian	A63B 21/4015 482/108
3,884,351	A *	5/1975	James	A47B 63/02 206/225
4,576,279	A *	3/1986	Ferderber	B42D 19/00 206/225
4,623,142	A *	11/1986	MacKechnie	A63B 21/0084 482/111
4,646,453	A *	3/1987	Reinhart	G09D 3/10 40/117
5,068,988	A *	12/1991	Mason	G09F 11/29 40/514
D327,517	S *	6/1992	Bowman	D21/681
6,498,597	B1 *	12/2002	Sawano	G09F 11/29 345/107

6,684,541	B2 *	2/2004	McPhaul	G09F 11/18 160/301
6,940,497	B2 *	9/2005	Vincent	G02F 1/155 345/204
7,463,238	B2 *	12/2008	Funkhouser	G06F 1/1601 345/107
7,636,085	B2 *	12/2009	Yang	H04M 1/0268 345/107
9,659,512	B2 *	5/2017	Lee	G09F 15/0062
D802,554	S *	11/2017	Cho	D14/138 AD
9,870,029	B2 *	1/2018	Kim	G06F 1/1652
D845,405	S *	4/2019	Harrison	D21/682
10,466,748	B2 *	11/2019	Choi	G09G 3/3266
10,643,452	B2 *	5/2020	Lin	G08B 21/24

(Continued)

OTHER PUBLICATIONS

Garmin Prayer Scroll, Forerunner 735XT, online on joeybj.com, Mar. 8, 2019.*

Primary Examiner — Elizabeth A. Albert

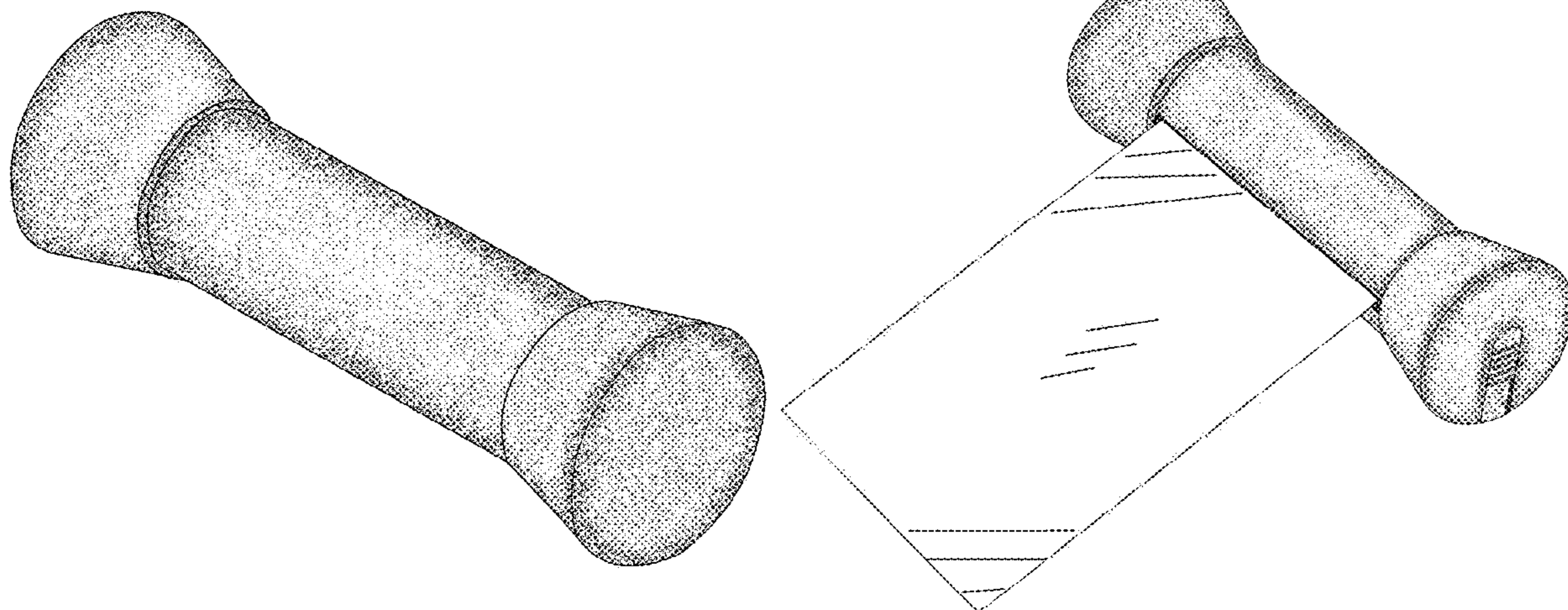
(57) **CLAIM**

The ornamental design for a paper scroll, as described and shown.

DESCRIPTION

FIG. 1 is a front view of a paper scroll.
 FIG. 2 is a rear view thereof.
 FIG. 3 is a left -side view thereof.
 FIG. 4 is a right-side view thereof.
 FIG. 5 is a right-side view thereof with the thumb tab extended.
 FIG. 6 is a perspective view thereof.
 FIG. 7 is a further perspective view thereof.
 FIG. 8 is a further perspective view thereof.
 FIG. 9 is a perspective view thereof with the paper extended; and,
 FIG. 10 is a further perspective view thereof with the paper extended.

1 Claim, 10 Drawing Sheets



(56)

References Cited

U.S. PATENT DOCUMENTS

10,932,375 B2 * 2/2021 Kim H01L 51/5237
2016/0120023 A1 * 4/2016 Choi G02F 1/133305
361/749

* cited by examiner




FIG. 1




FIG. 2




FIG. 3




FIG. 4

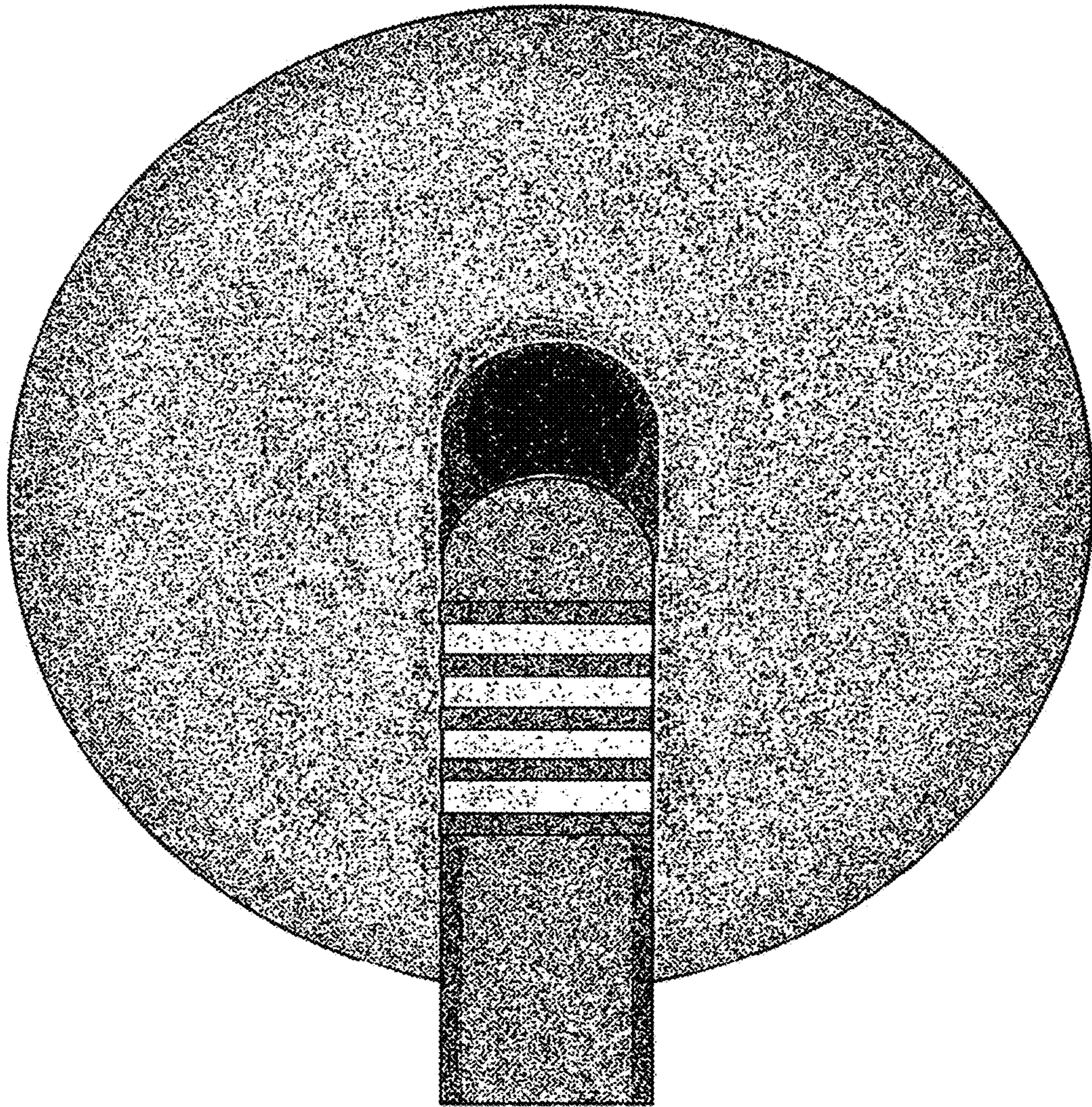


FIG. 5

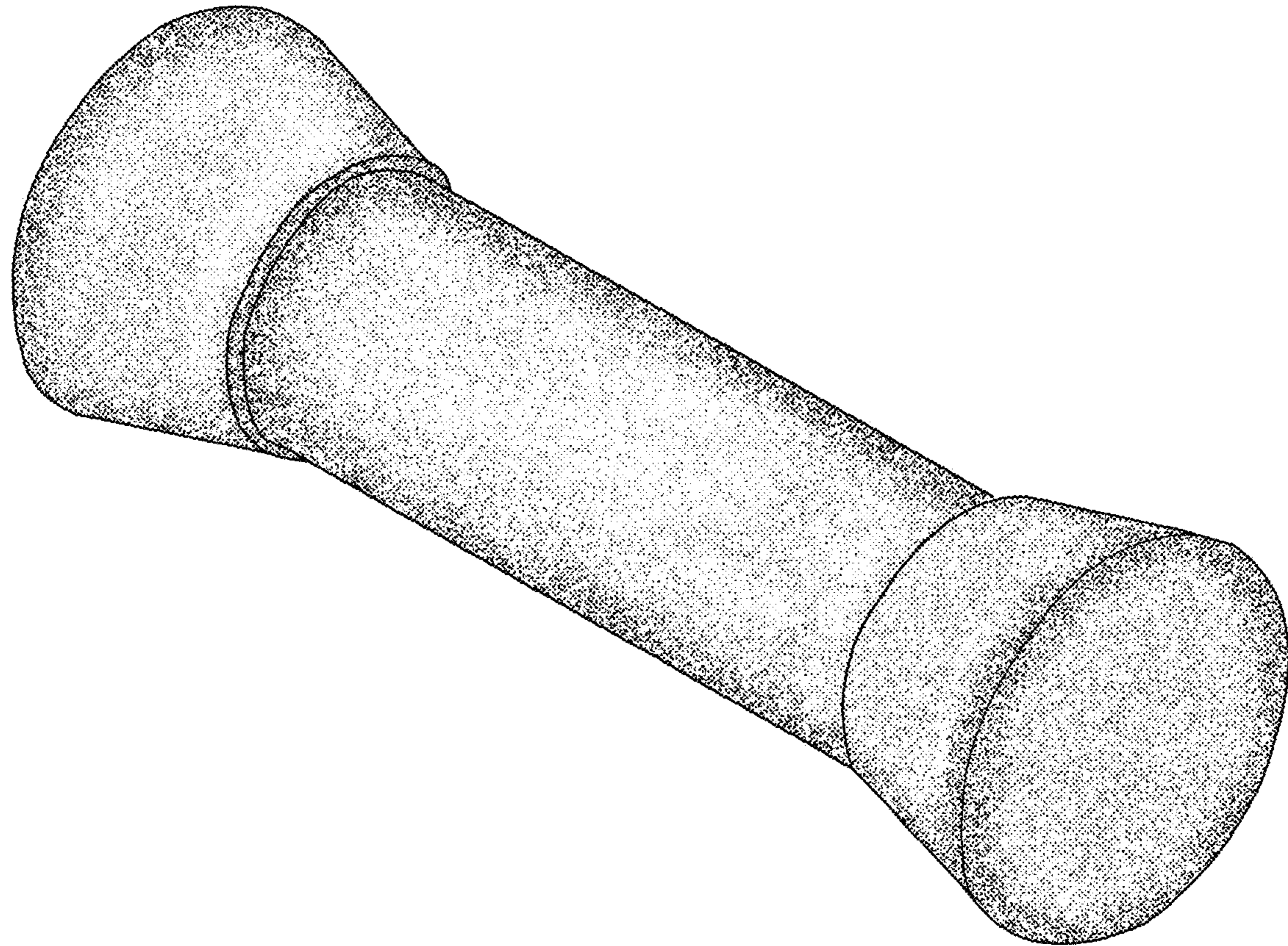


FIG. 6

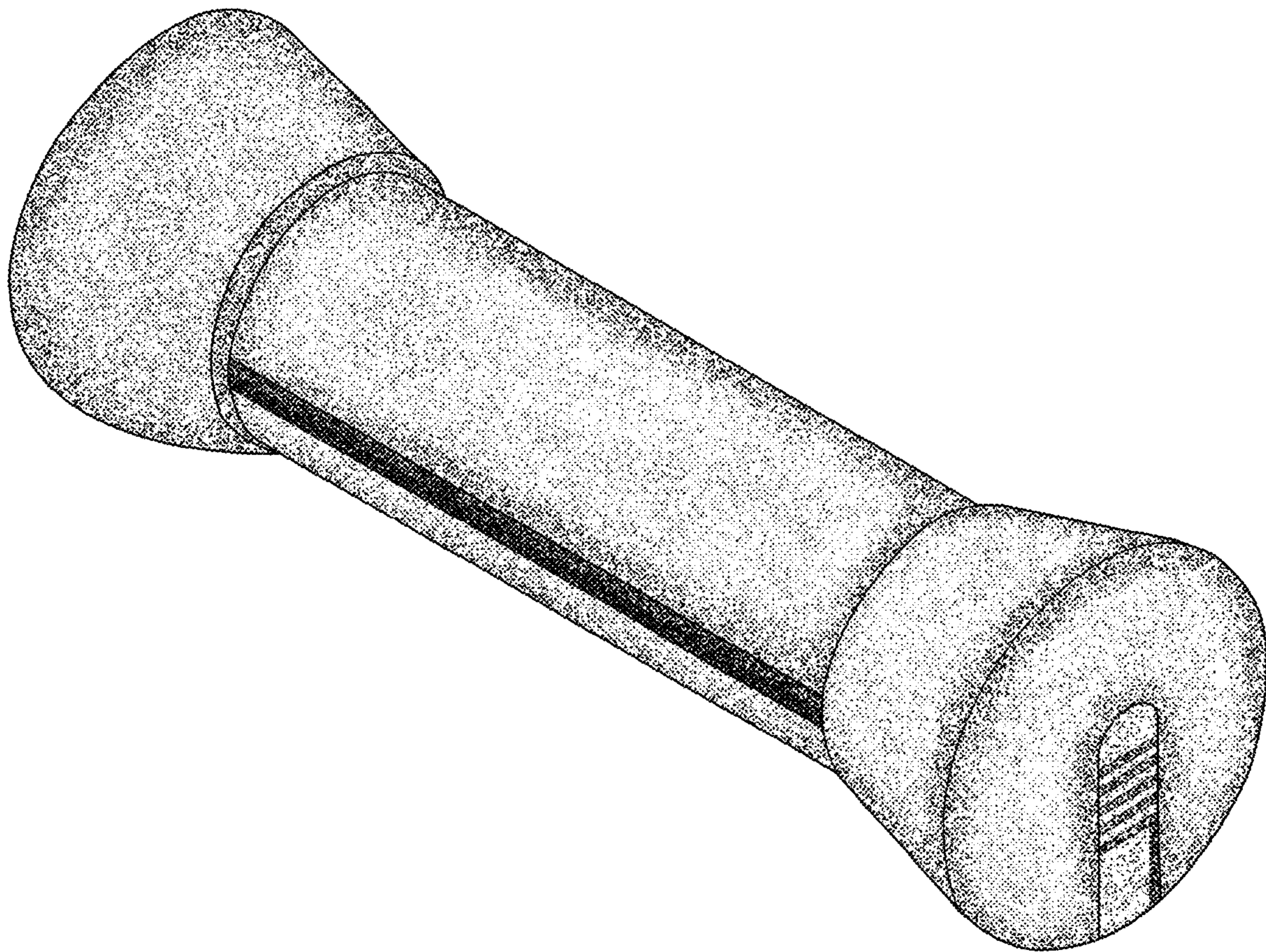


FIG. 7

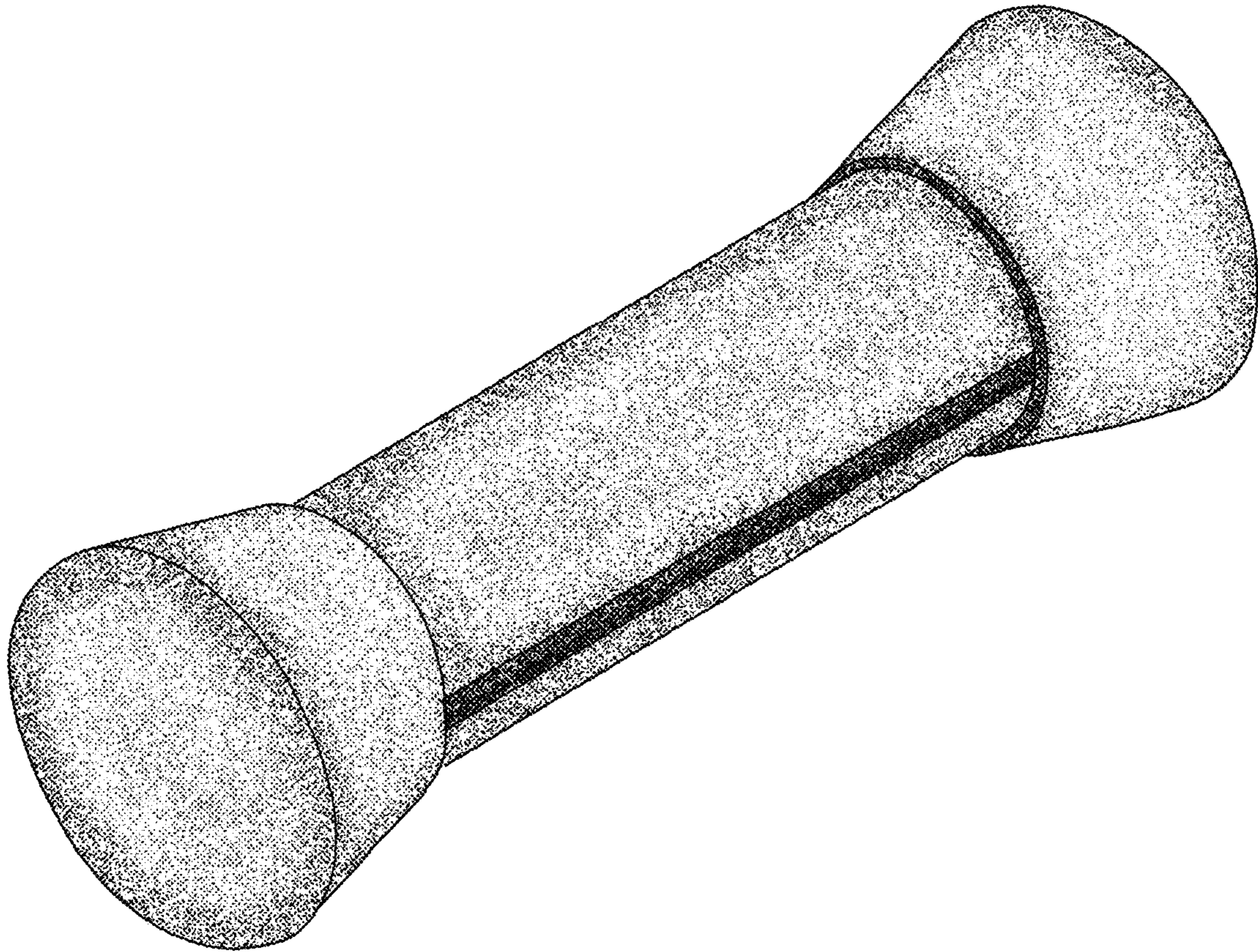


FIG. 8




FIG. 9

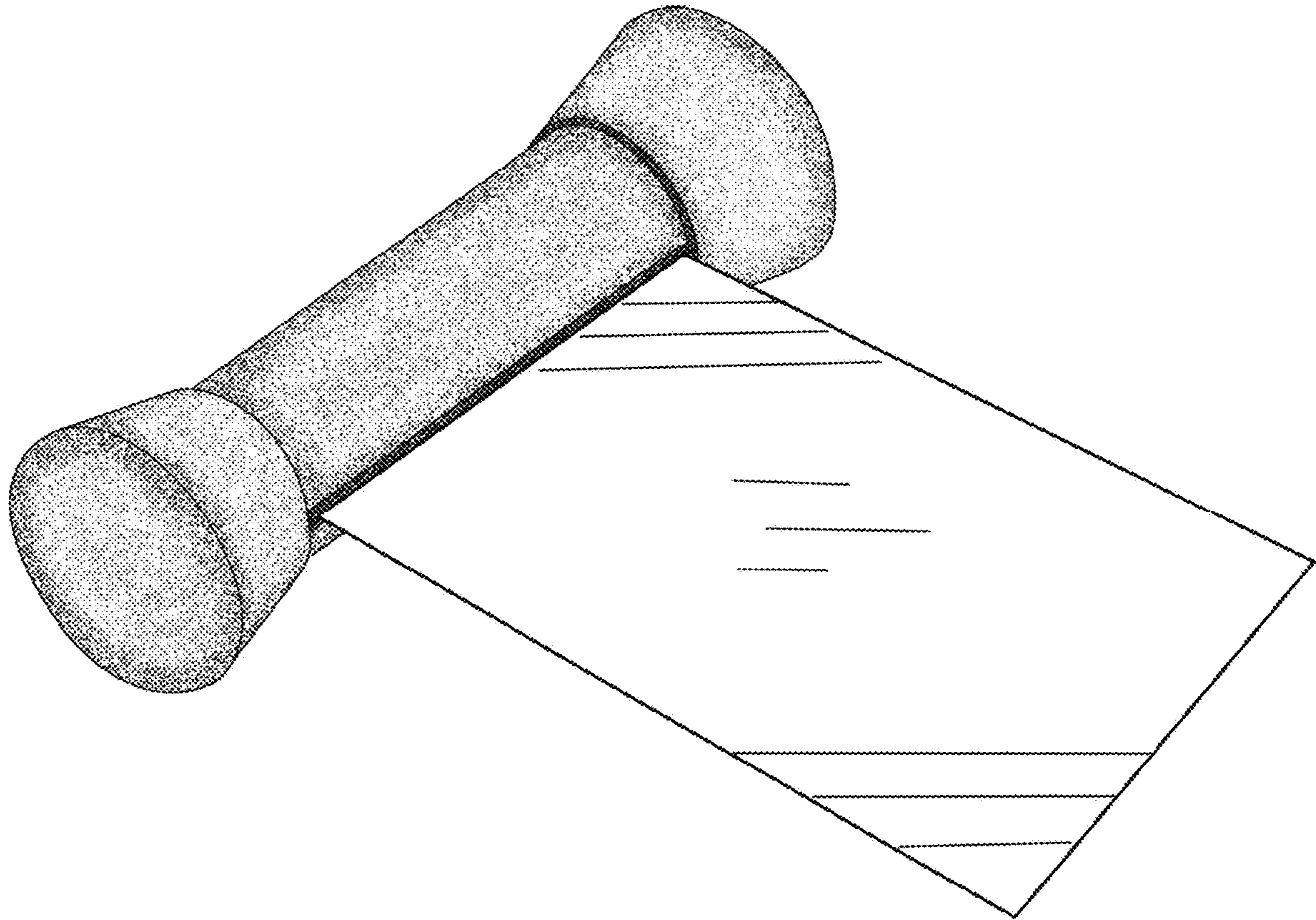


FIG. 10