



US00D931342S

(12) **United States Design Patent** (10) **Patent No.:** **US D931,342 S**
Isringhausen et al. (45) **Date of Patent:** **** *Sep. 21, 2021**

| | | | |
|---|---------------|---------|------------------------------------|
| (54) LIFTING ARM | 3,841,507 A | 10/1974 | Barwise |
| | 3,877,743 A | 4/1975 | Johnson |
| (71) Applicant: Cranemasters, Inc. , North Chesterfield, VA (US) | 3,972,431 A | 8/1976 | Fischer |
| | 4,005,894 A | 2/1977 | Tucek |
| | 4,022,331 A | 5/1977 | Bean et al. |
| (72) Inventors: Barry Isringhausen , Providence Forge, VA (US); Britt Calloway , Midlothian, VA (US); Jonathan Dip , Glen Allen, VA (US) | 4,023,848 A * | 5/1977 | Bennett B66C 3/16 294/198 |
| | 4,358,147 A | 11/1982 | Hungerford |
| | D272,827 S * | 2/1984 | Sapelak D15/28 |
| | 4,576,406 A | 3/1986 | Johnson et al. |
| | D306,599 S * | 3/1990 | Hunter D15/32 |
| (73) Assignee: Cranemasters, Inc. , North Chesterfield, VA (US) | 5,163,804 A | 11/1992 | Kobayashi |
| | D332,271 S * | 1/1993 | DuBose D15/32 |
| | 5,184,860 A | 2/1993 | Bouillon et al. |

(Continued)

(*) Notice: This patent is subject to a terminal disclaimer.

(**) Term: **15 Years**

(21) Appl. No.: **29/759,051**

(22) Filed: **Nov. 19, 2020**

Related U.S. Application Data

(60) Continuation of application No. 16/802,278, filed on Feb. 26, 2020, which is a continuation of application No. 16/213,415, filed on Dec. 7, 2018, now Pat. No. 10,577,226, which is a division of application No. 15/409,269, filed on Jan. 18, 2017, now Pat. No. 10,150,651.

(51) **LOC (13) Cl.** **15-03**

(52) **U.S. Cl.**
USPC **D15/32; D34/35**

(58) **Field of Classification Search**
USPC D15/28, 32; D34/35, 33, 28
CPC E02F 3/3681; E02F 3/4135; B66C 1/44;
B66C 1/425; B66C 3/16; B66C 3/14;
B66C 3/005; B66C 3/04
See application file for complete search history.

(56) **References Cited**

U.S. PATENT DOCUMENTS

D189,049 S * 10/1960 McElderry D34/35
3,627,372 A 12/1971 Carpenter et al.

OTHER PUBLICATIONS

U.S. Appl. No. 29/750,477, filed Sep. 14, 2020.
U.S. Appl. No. 29/750,481, filed Sep. 14, 2020.
U.S. Appl. No. 29/759,049, filed Nov. 19, 2020.

Primary Examiner — Mark A Goodwin
(74) *Attorney, Agent, or Firm* — Sterne, Kessler, Goldstein & Fox P.L.L.C.

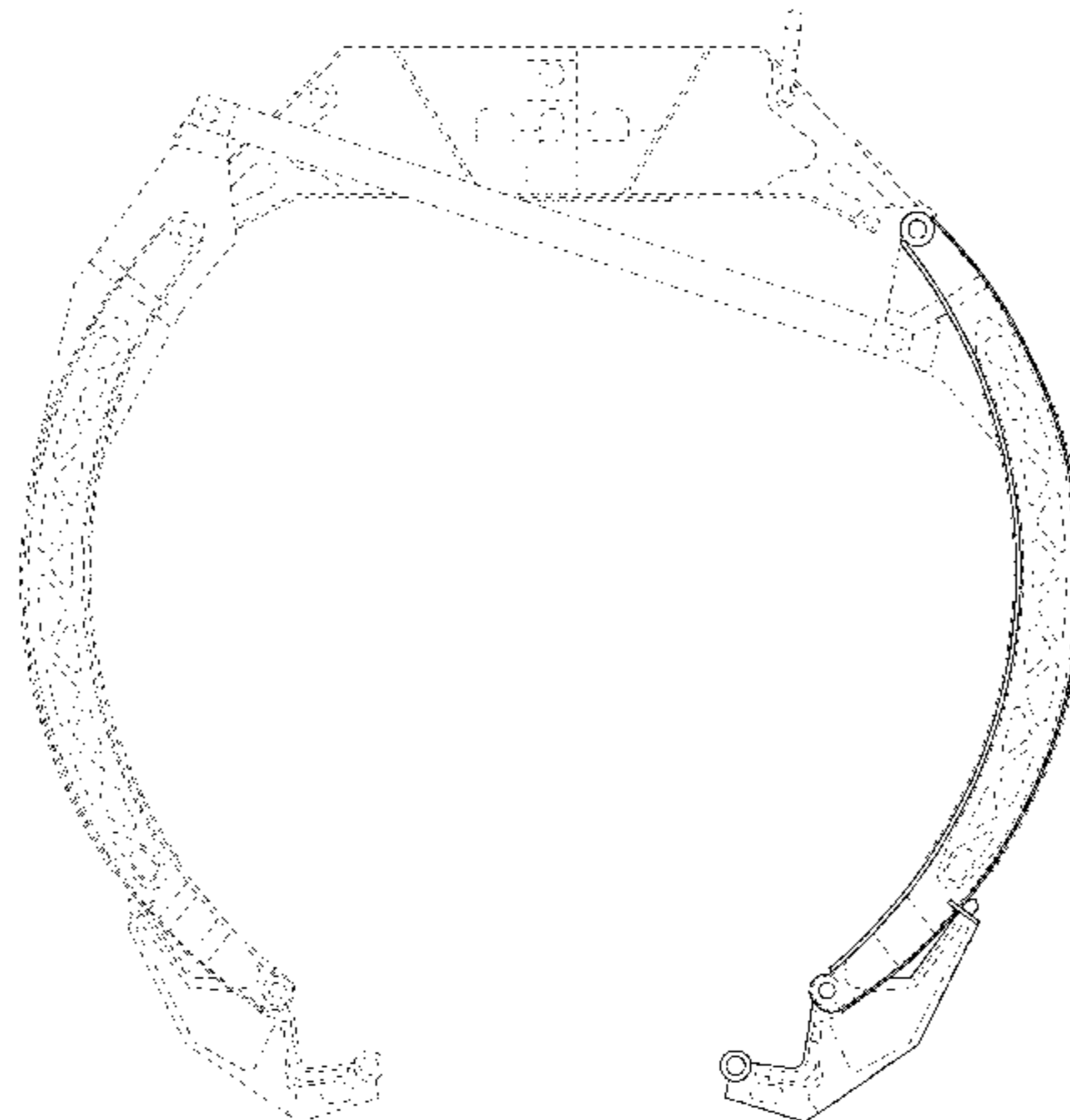
(57) **CLAIM**

The ornamental design for a lifting arm, as shown and described.

DESCRIPTION

FIG. 1 is a right side view of a lifting arm showing the claimed design; and, FIG. 2 is a right side view of an alternate configuration thereof. The broken lines in the figures show portions of the lifting arm and environment that form no part of the claimed design. Portions of the lifting arm that are not shown form no part of the claimed design.

1 Claim, 2 Drawing Sheets



(56)

References Cited

U.S. PATENT DOCUMENTS

5,330,242 A * 7/1994 Lucky, Sr. B66C 3/04
 294/106
 D354,605 S * 1/1995 Lucky, Sr. D34/35
 5,620,298 A 4/1997 Barwise
 5,865,492 A * 2/1999 Horton E02F 3/4135
 294/86.41
 D408,609 S * 4/1999 Oja D34/35
 5,890,754 A * 4/1999 Murr B66C 3/16
 294/107
 6,168,219 B1 * 1/2001 Futa B66C 1/06
 294/106
 D496,945 S * 10/2004 Daniel D15/32
 7,066,076 B2 6/2006 Roy et al.
 7,785,057 B2 8/2010 Noonan et al.
 7,963,230 B2 6/2011 Simpson et al.
 D645,062 S * 9/2011 LaValley D15/28
 8,156,720 B2 * 4/2012 Daraie B66C 1/42
 53/492
 D697,945 S * 1/2014 Healey D15/28
 D779,565 S * 2/2017 Jensen D15/28
 10,150,651 B2 * 12/2018 Isringhausen B66C 1/425
 10,577,226 B2 * 3/2020 Isringhausen B66C 1/44
 D920,390 S * 5/2021 Johnson D15/32
 2005/0100432 A1 * 5/2005 Mattson B66C 1/585
 414/732
 2007/0130808 A1 * 6/2007 Peterson E02F 3/404
 37/406
 2013/0069383 A1 * 3/2013 Sunde B66C 3/16
 294/198
 2014/0028038 A1 * 1/2014 LaValley B26D 7/02
 294/81.61
 2019/0382244 A1 * 12/2019 Hawkes A01G 23/003

* cited by examiner

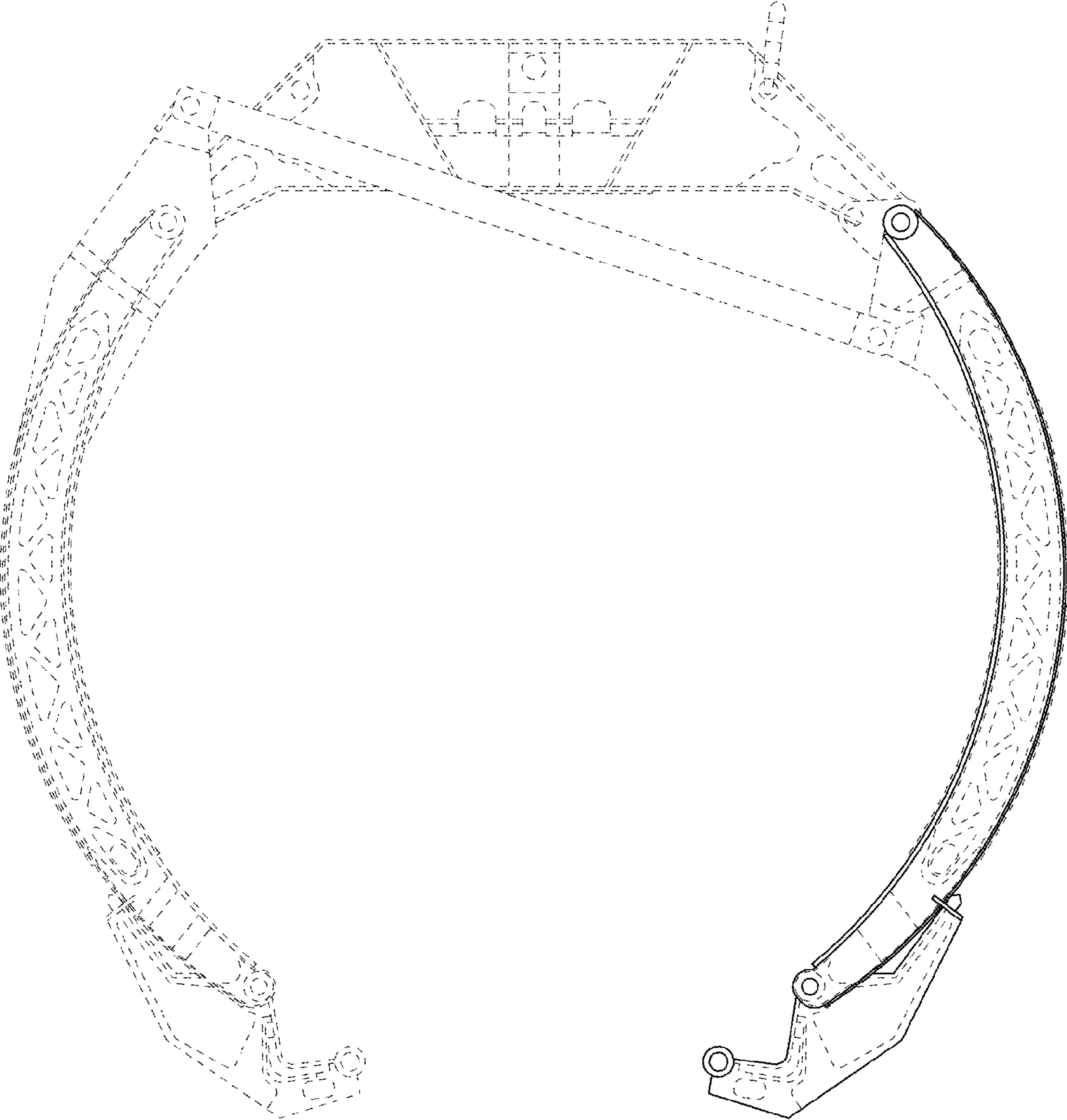


FIG. 1

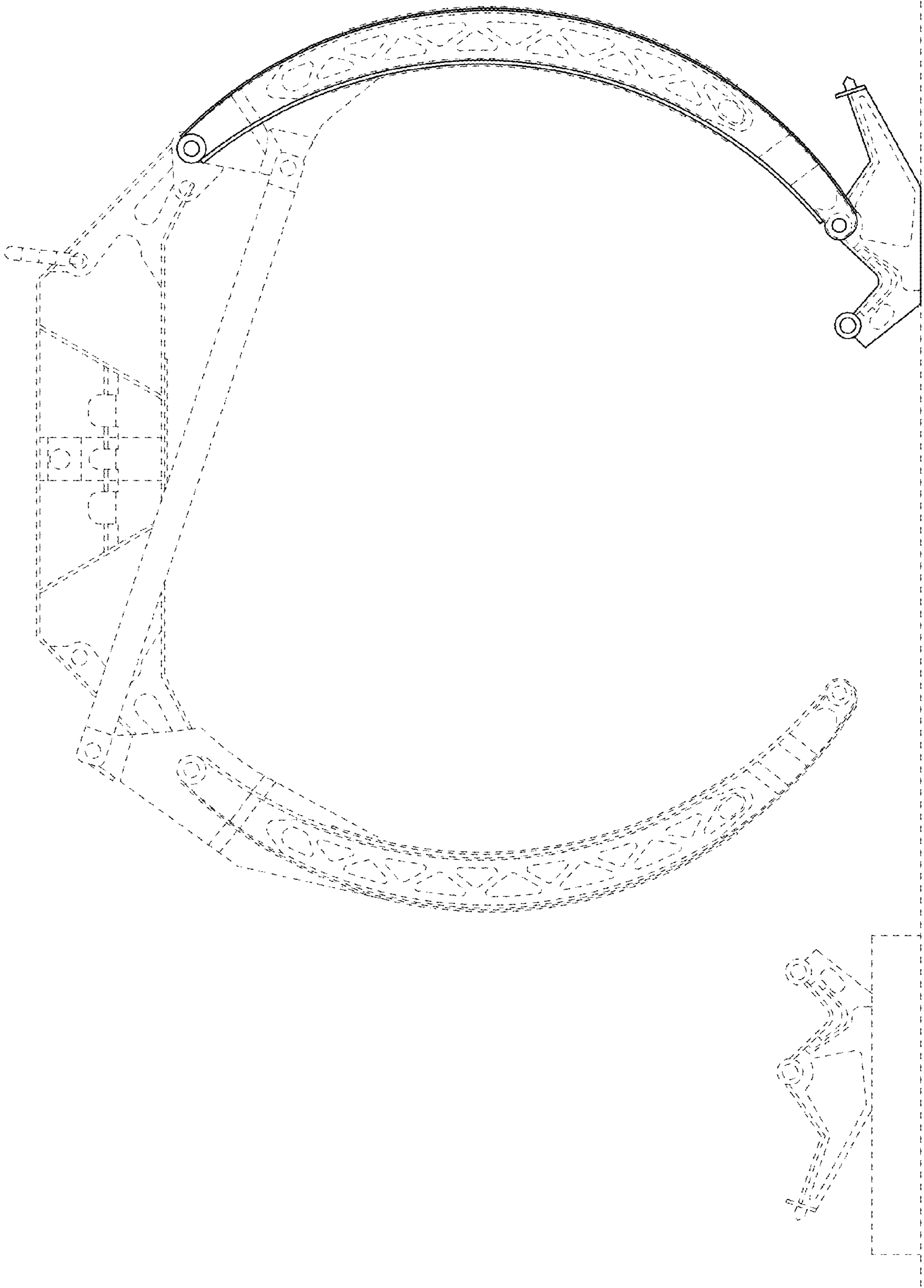


FIG. 2