



US00D931329S

(12) **United States Design Patent** (10) **Patent No.:** **US D931,329 S**
Prasad et al. (45) **Date of Patent:** **** Sep. 21, 2021**

(54) **ELECTRONIC DEVICE WITH ANIMATED GRAPHICAL USER INTERFACE**

(71) Applicant: **Caterpillar Inc.**, Peoria, IL (US)

(72) Inventors: **Meghna Prasad**, Peoria, IL (US);
Keith R. Folken, West Peoria, IL (US);
Fu P. Yuet, Cypress, TX (US); **Merritt P. Callaghan**, Cypress, TX (US); **Kraig Love**, Washington, IL (US)

(73) Assignee: **Caterpillar Inc.**, Peoria, IL (US)

(**) Term: **15 Years**

(21) Appl. No.: **29/735,708**

(22) Filed: **May 22, 2020**

(51) **LOC (13) Cl.** **14-04**

(52) **U.S. Cl.**
USPC **D14/489**

(58) **Field of Classification Search**
USPC D14/485-495
CPC . E02F 9/2004; E02F 9/20; E02F 9/205; E02F 9/26; E02F 3/32; G06F 3/0481; G06F 3/04817
See application file for complete search history.

(56) **References Cited**

U.S. PATENT DOCUMENTS

- D505,135 S * 5/2005 Sapp D14/489
- 7,143,363 B1 11/2006 Gaynor et al.
- D591,305 S * 4/2009 Shimoda D14/485
- D619,614 S * 7/2010 O'Mullan D14/489
- D651,613 S * 1/2012 Ouilhet D14/491
- D667,842 S * 9/2012 Ouilhet D14/489
- D697,076 S * 1/2014 Oda D14/486
- 8,726,824 B2 5/2014 Jarke
- D731,539 S * 6/2015 Omata D14/489
- D737,301 S * 8/2015 Hisada D14/486

- D759,684 S * 6/2016 Bijlani D14/486
- D763,894 S * 8/2016 Lamparelli D14/486
- D768,718 S * 10/2016 Shin D14/492
- D771,127 S * 11/2016 Akana D14/489
- D775,658 S * 1/2017 Luo D14/488
- D777,735 S * 1/2017 Kim D14/485

(Continued)

FOREIGN PATENT DOCUMENTS

- CN 302680767 12/2013
- CN 303579031 2/2016

(Continued)

Primary Examiner — Katherine A Holbrow

(74) *Attorney, Agent, or Firm* — Saidman Design Law Group

(57) **CLAIM**

The ornamental design for an electronic device with animated graphical user interface, as shown and described.

DESCRIPTION

The file of this patent contains at least one drawing/photograph executed in color. Copies of this patent with color drawing(s)/photograph(s) will be provided by the Office upon request and payment of the necessary fee.

FIG. 1 is a front view of an electronic device with animated graphical user interface showing the claimed design;

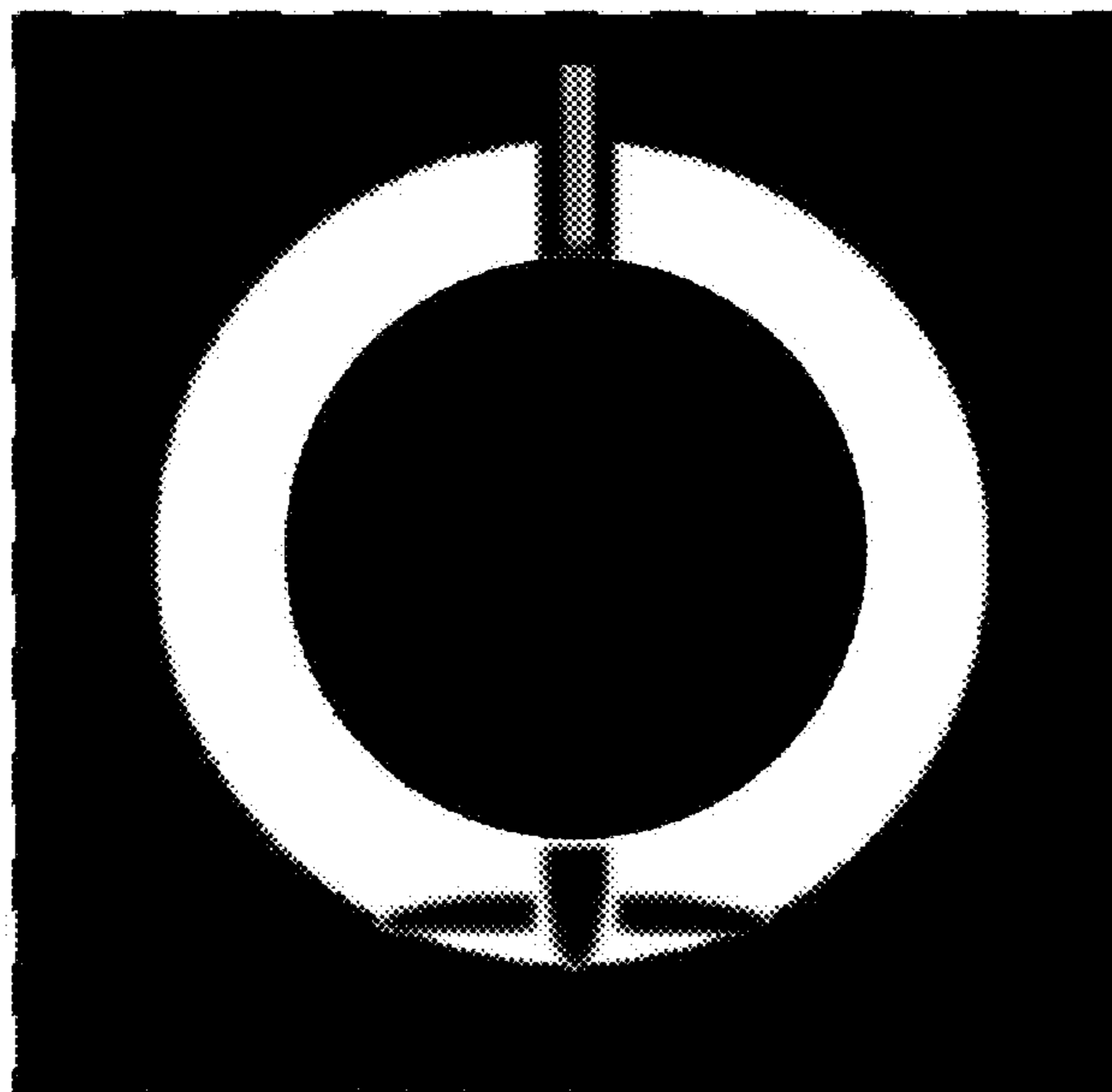
FIG. 2 is a second image thereof; and,

FIG. 3 is a third image thereof.

The peripheral dashed broken lines illustrate a display screen or portion thereof, and form no part of the claimed design.

The appearance of the graphical user interface transitions between the images shown in FIGS. 1-3. The process or period in which one image transitions to another forms no part of the claimed design.

1 Claim, 1 Drawing Sheet
(1 of 1 Drawing Sheet(s) Filed in Color)



(56)

References Cited

U.S. PATENT DOCUMENTS

D778,308 S * 2/2017 Wang D14/486
D784,361 S * 4/2017 Graham D14/485
D785,017 S * 4/2017 Wang D14/486
D797,756 S * 9/2017 Meyer D14/485
D801,994 S 11/2017 Brush et al.
D802,020 S * 11/2017 Kim D14/492
D835,139 S * 12/2018 Li D14/486
D839,897 S * 2/2019 Graham D14/486
D857,749 S * 8/2019 Brinker D14/492
D866,599 S * 11/2019 Meyer D14/492
D879,118 S * 3/2020 Chen D14/485
D879,836 S * 3/2020 Poindexter D14/492
D910,654 S * 2/2021 Eder D14/485
D919,638 S * 5/2021 Marsolek D14/485
2016/0098154 A1 * 4/2016 Ko G06F 3/017
345/173

FOREIGN PATENT DOCUMENTS

CN 304727072 7/2018
CN 305355350 9/2019
EP 3389021 A1 10/2018

* cited by examiner




FIG. 1




FIG. 2




FIG. 3