



US00D931327S

(12) **United States Design Patent** (10) **Patent No.:** **US D931,327 S**
Saad et al. (45) **Date of Patent:** **** Sep. 21, 2021**

(54) **DISPLAY SCREEN OR PORTION THEREOF WITH ELECTRONIC ICON**

D798,901 S * 10/2017 Taylor D14/490
D862,514 S * 10/2019 Laurino D14/489
D864,995 S * 10/2019 Laurino D14/489

(71) Applicants: **Richard Saad**, Boucherville (CA);
Francis Roy, Boucherville (CA)

* cited by examiner

(72) Inventors: **Richard Saad**, Boucherville (CA);
Francis Roy, Boucherville (CA)

Primary Examiner — Bao-Yen T Nguyen
(74) *Attorney, Agent, or Firm* — Bereskin & Parr
LLP/S.E.N.C.R.L., s.r.l.

(**) Term: **15 Years**

(57) **CLAIM**

(21) Appl. No.: **29/686,463**

The ornamental design for a display screen or portion thereof with electronic icon, as shown and described.

(22) Filed: **Apr. 4, 2019**

DESCRIPTION

(51) **LOC (13) Cl.** **14-04**

(52) **U.S. Cl.**
USPC **D14/489**

(58) **Field of Classification Search**
USPC D14/485–495
CPC G06F 3/048; G06F 3/0481; G06F 3/04812;
G06F 3/04815; G06F 3/04817; G06F
3/0482; G06F 3/0483; G06F 3/0484;
G06F 3/044; G06F 3/0417
See application file for complete search history.


The patent or application file contains at least one drawing executed in color. Copies of this patent or patent application publication with color drawing(s) will be provided by the Office upon request and payment of the necessary fee.
FIG. 1 is a front view of a display screen or portion thereof with electronic icon, according to a first embodiment;
FIG. 2 is a front view of a second embodiment thereof;
FIG. 3 is a front view of the electronic icon of the first and second embodiments, shown without a display screen for ease of visibility;
FIG. 4 is a front view of a third embodiment thereof;
FIG. 5 is a front view of a fourth embodiment thereof; and,
FIG. 6 is a front view of the electronic icon of the third and fourth embodiments, shown without a display screen for ease of visibility.
The broken lines illustrate the display screen or portion thereof and form no part of the claimed design.

(56) **References Cited**

U.S. PATENT DOCUMENTS

D550,693 S * 9/2007 Viegars D14/489
D596,643 S * 7/2009 Bamford D14/485
D601,158 S * 9/2009 Rezende D14/489
D679,726 S * 4/2013 Kobayashi D14/489
D730,396 S * 5/2015 Yoo D14/489
D758,431 S * 6/2016 Kim D14/489
D791,821 S * 7/2017 Brody D14/489

1 Claim, 6 Drawing Sheets
(3 of 6 Drawing Sheet(s) Filed in Color)






FIG. 1



FIG. 2




FIG. 3




FIG. 4



FIG. 5




FIG. 6