



US00D931286S

(12) **United States Design Patent** (10) **Patent No.:** **US D931,286 S**
Tur (45) **Date of Patent:** **** Sep. 21, 2021**

- (54) **TEACH PENDANT BUMPER**
- (71) Applicant: **ROBOWORLD MOLDED PRODUCTS, LLC**, Mason, OH (US)
- (72) Inventor: **Christian A. Tur**, Mason, OH (US)
- (73) Assignee: **ROBOWORLD MOLDED PRODUCTS, LLC**, Mason, OH (US)
- (**) Term: **15 Years**
- (21) Appl. No.: **29/732,489**
- (22) Filed: **Apr. 24, 2020**
- (51) **LOC (13) Cl.** **14-02**
- (52) **U.S. Cl.**
USPC **D14/440**
- (58) **Field of Classification Search**
USPC D14/440, 447, 250; 261/45.23, 320, 261/45.2; 361/679.55; 206/320; 294/25; 224/218
CPC G06F 1/628; G06F 1/626; H04B 1/3555; H04B 1/3888; A45C 11/00; H05K 5/0217
See application file for complete search history.

(56) **References Cited**
U.S. PATENT DOCUMENTS

5,887,723 A	3/1999	Myles et al.
D413,582 S	9/1999	Tompkins
D480,720 S	10/2003	Sjoberg et al.
D531,524 S	11/2006	Behling
D581,421 S	11/2008	Richardson et al.
D638,324 S	5/2011	Tang
D643,433 S	8/2011	Hsieh et al.
D647,107 S	10/2011	Akana et al.
D649,144 S	11/2011	Fathollahi
D656,135 S	3/2012	Swartz et al.
8,256,612 B1	9/2012	Wang
D671,930 S	12/2012	Akana et al.

D674,789 S	1/2013	Wen
D674,803 S	1/2013	Westrup
D678,262 S	3/2013	Prato
D678,298 S	3/2013	Burridge
D681,483 S	5/2013	Biegert et al.
D688,582 S	8/2013	Wilson
D688,967 S	9/2013	Wilson
8,523,124 B2	9/2013	Yuan et al.
D692,006 S	10/2013	Fujioka
D693,709 S	11/2013	Lee et al.
D703,649 S	4/2014	Wikel et al.
D711,866 S	8/2014	Kawata
D714,295 S	9/2014	Fujioka
D716,285 S	10/2014	Chaney et al.
D716,312 S	10/2014	Fujioka
D717,304 S	11/2014	Yturralde et al.
D717,804 S	11/2014	Budge

(Continued)

Primary Examiner — Cynthia R Underwood
(74) *Attorney, Agent, or Firm* — Thomas E. Lees, LLC

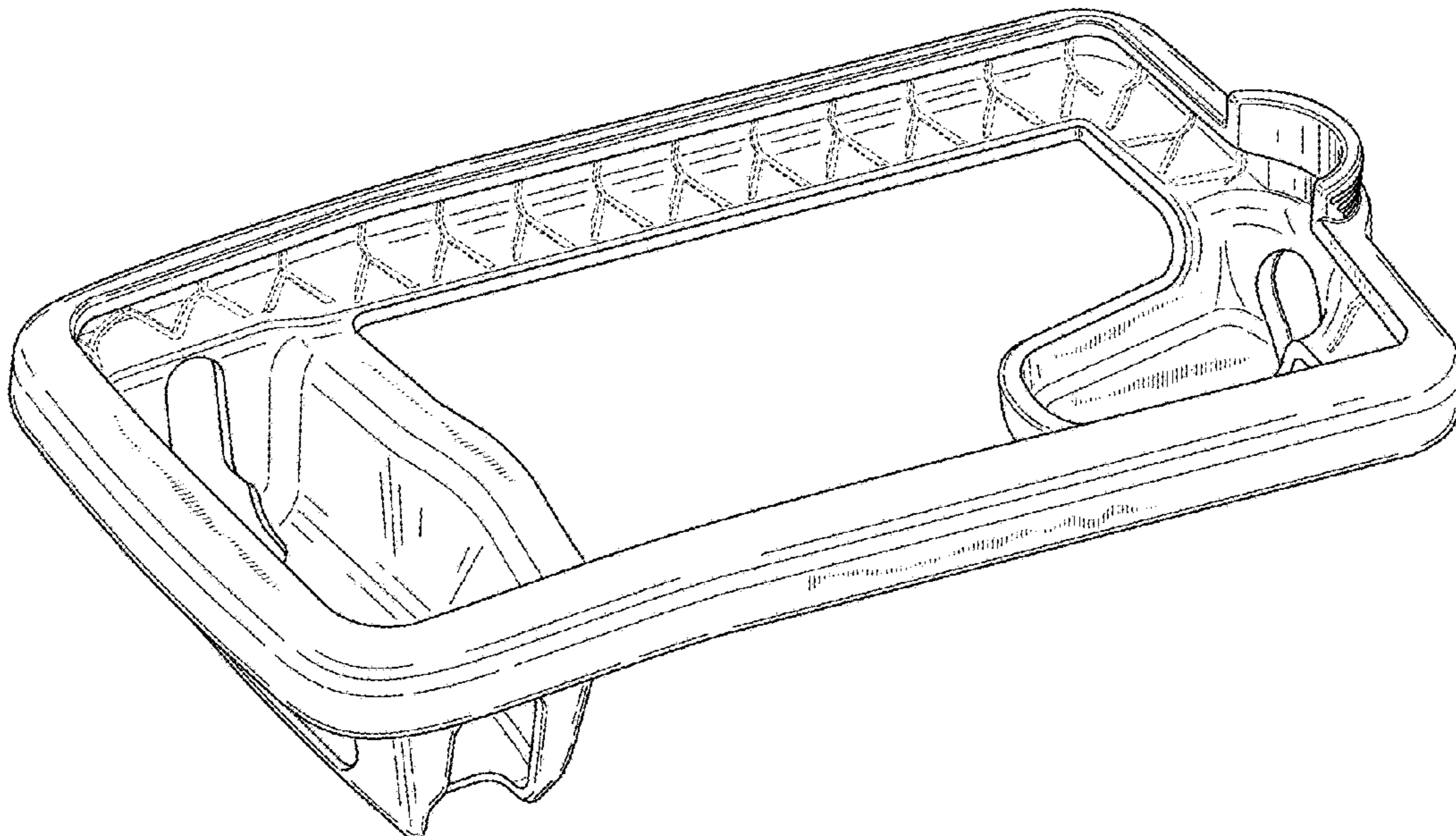
(57) **CLAIM**

The ornamental design for a teach pendant bumper, as shown and described.

DESCRIPTION

FIG. 1 is a perspective view of a teach pendant bumper; FIG. 2 is a left side elevational view of the teach pendant bumper; FIG. 3 is a right side elevational view of the teach pendant bumper; FIG. 4 is a rear side elevational view of the teach pendant bumper; FIG. 5 is a front side elevational view of the teach pendant bumper; FIG. 6 is a top plan view of the teach pendant bumper; and, FIG. 7 is a bottom plan view of the teach pendant bumper. The broken lines represent portions of the structure that forms no part of the claim.

1 Claim, 7 Drawing Sheets



(56)

References Cited

U.S. PATENT DOCUMENTS

D719,144 S	12/2014	Eulette	D790,512 S	6/2017	Lee
D723,016 S	2/2015	Lee et al.	D790,528 S	6/2017	Lindloff
D728,549 S	5/2015	Su et al.	D792,886 S	7/2017	Schwibner et al.
D728,552 S	5/2015	Kim et al.	D794,626 S	8/2017	Armstrong et al.
D728,553 S	5/2015	Kim et al.	D801,341 S	10/2017	Tur
D729,787 S	5/2015	Soekoro	D801,342 S	10/2017	Tur
D730,225 S	5/2015	Behar	D806,082 S	12/2017	Armstrong et al.
D733,696 S	7/2015	Burgett et al.	D817,334 S	5/2018	Fenton et al.
D735,198 S	7/2015	Song	D824,397 S	7/2018	Charlesworth et al.
D735,199 S	7/2015	Song	D825,571 S	8/2018	Shannon, III
D735,200 S	7/2015	Song	D832,269 S	10/2018	Cheng
D735,586 S	8/2015	Stegmann	D832,272 S	10/2018	Tur
D735,724 S	8/2015	Song	D834,029 S	11/2018	Wengreen
D736,103 S	8/2015	Behling	D841,636 S	2/2019	Furk
D736,777 S	8/2015	Rayner	D842,861 S	3/2019	Bailey et al.
D742,869 S	11/2015	Odhwani et al.	D844,621 S	4/2019	Chen
D747,707 S	1/2016	Roberts et al.	D846,542 S	4/2019	Sasaki et al.
D751,558 S	3/2016	Lee	D856,340 S	8/2019	Tur
D752,044 S	3/2016	Akana et al.	D856,341 S	8/2019	Tur
D754,133 S	4/2016	Chen et al.	D857,022 S	8/2019	Tur
D756,344 S	5/2016	Roberts et al.	D862,442 S	10/2019	Wei et al.
D761,263 S	7/2016	Brinkman et al.	D862,476 S	10/2019	Han et al.
D762,201 S	7/2016	Tseng et al.	D862,480 S	10/2019	Chan et al.
D762,202 S	7/2016	Tseng et al.	D871,402 S	12/2019	Jeon et al.
D762,203 S	7/2016	Chin et al.	D878,377 S	3/2020	Tur
D764,476 S	8/2016	Gleason, III et al.	D910,640 S *	2/2021	Li D14/440
D764,477 S	8/2016	Su et al.	D912,562 S *	3/2021	Zhou D10/132
D766,904 S	9/2016	Jung	D913,291 S *	3/2021	Zhang D14/440
D766,905 S	9/2016	Lee	D918,921 S *	5/2021	Hynecek D14/440
D766,906 S	9/2016	Kim	D918,923 S *	5/2021	Akana D14/440
D767,573 S	9/2016	Kim	D920,147 S *	5/2021	Liu D10/132
D768,122 S	10/2016	Buffone	D925,385 S *	7/2021	Lin D10/132
D768,123 S	10/2016	Armstrong et al.	2006/0274493 A1	12/2006	Richardson et al.
D769,879 S	10/2016	Kim	2010/0061191 A1	3/2010	Chen
D770,458 S	11/2016	Corcoran et al.	2010/0243516 A1	9/2010	Martin et al.
D772,288 S	11/2016	Montes et al.	2011/0297578 A1	12/2011	Stiehl et al.
D779,495 S	2/2017	Tur	2012/0043236 A1	2/2012	Szucs et al.
D779,496 S	2/2017	Tur	2012/0182678 A1	7/2012	Wu et al.
D780,185 S	2/2017	Tur	2012/0257340 A1	10/2012	Kim
D780,764 S	2/2017	Tur	2012/0321294 A1	12/2012	Tages et al.
D780,765 S	3/2017	Tur	2013/0148271 A1	6/2013	Huang
D781,295 S	3/2017	Tur	2013/0210503 A1	8/2013	Keesling et al.
D781,296 S	3/2017	Tur	2013/0222139 A1	8/2013	Gouge et al.
D781,864 S	3/2017	Tur	2013/0270851 A1	10/2013	Konhya
D782,487 S	3/2017	Tur	2014/0216953 A1	8/2014	Su et al.
D786,879 S	5/2017	Kim	2017/0210303 A1	7/2017	Prado et al.
			2020/0363773 A1 *	11/2020	Wang G04B 37/005

* cited by examiner

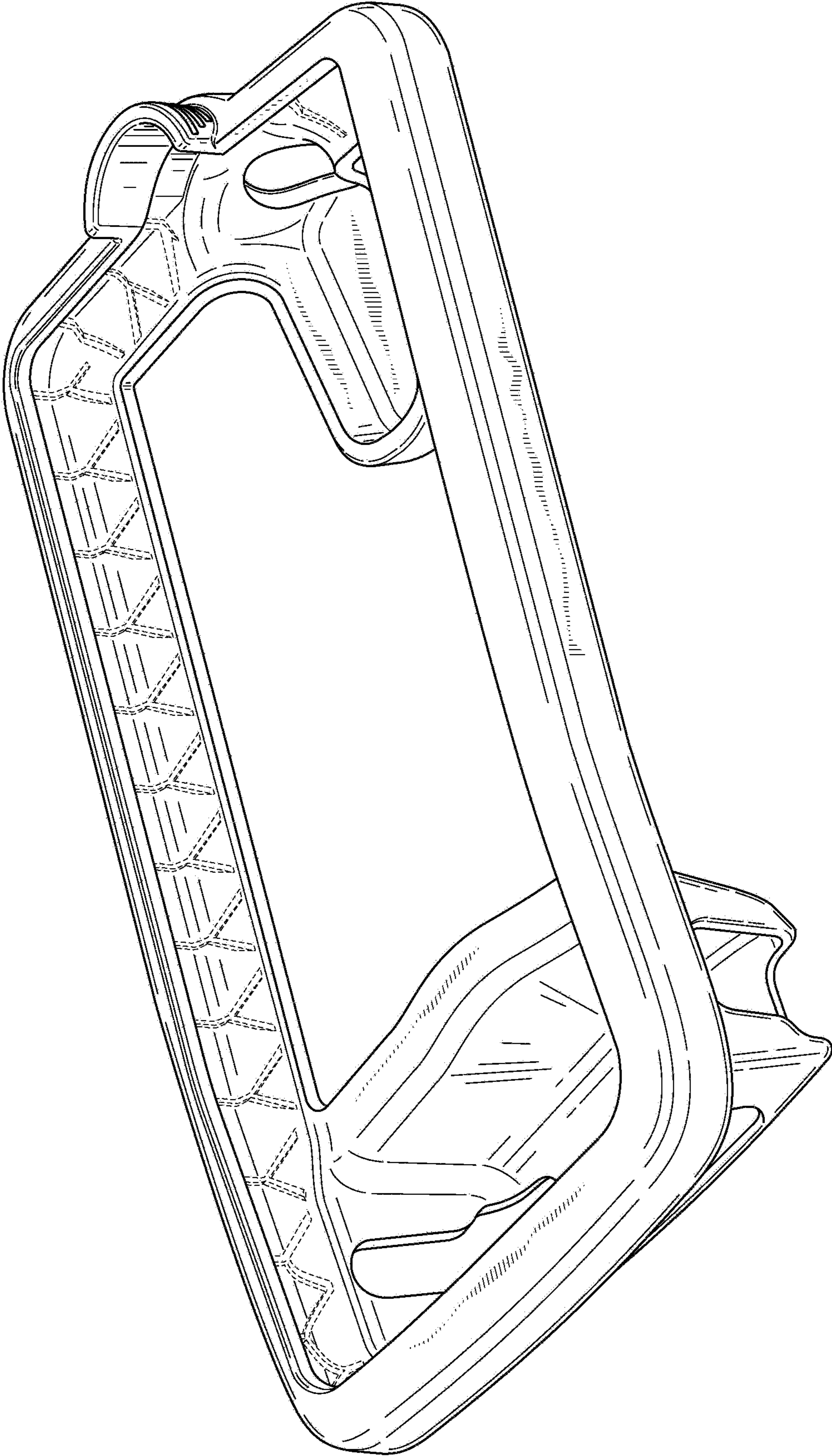


FIG. 1

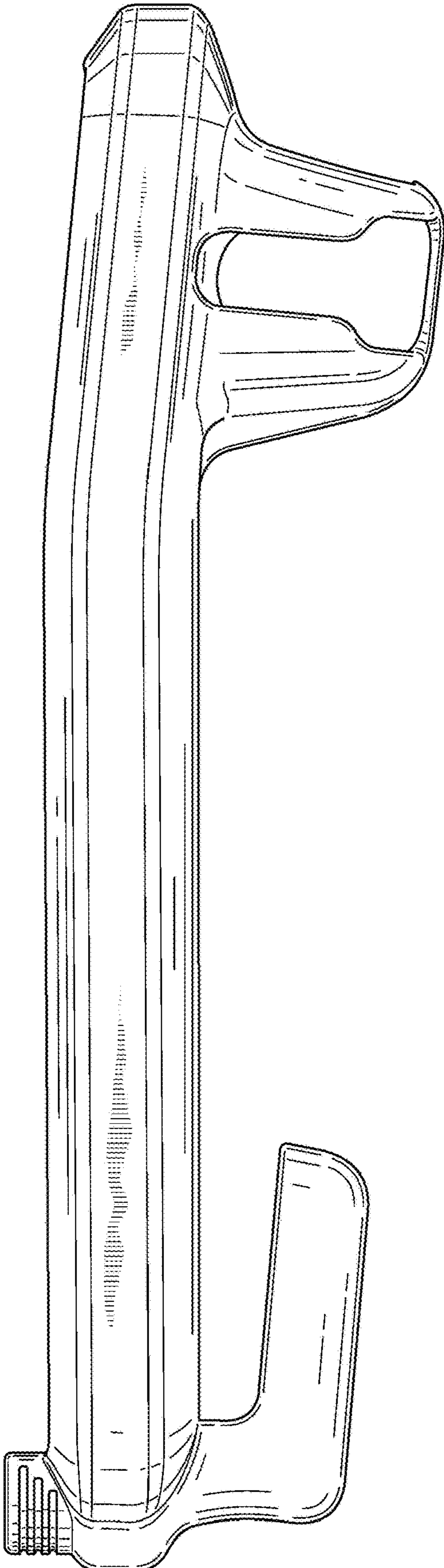


FIG. 2

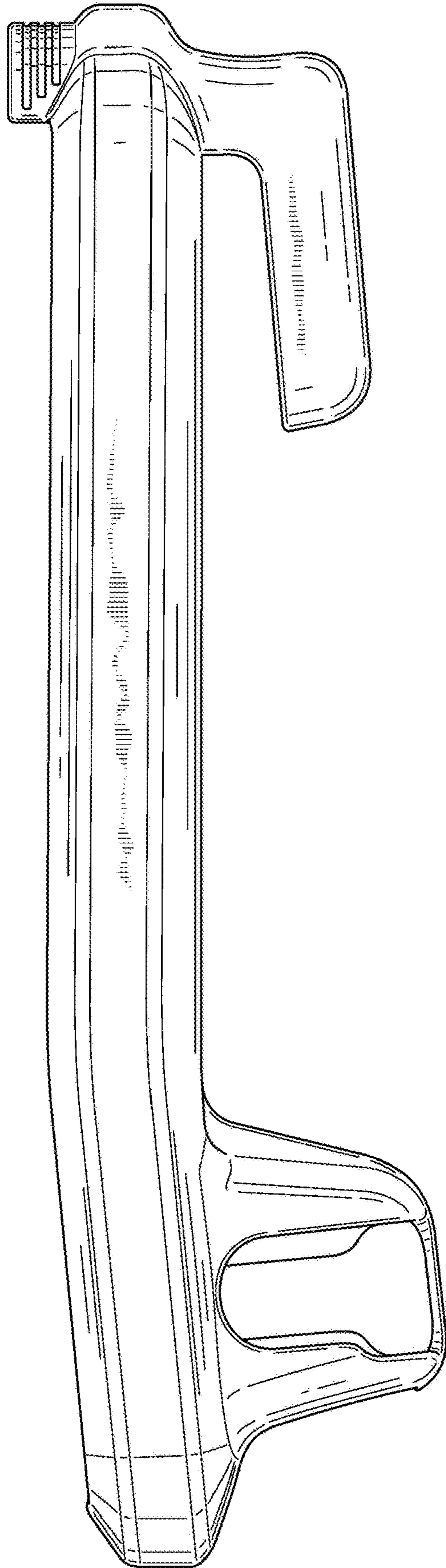


FIG. 3

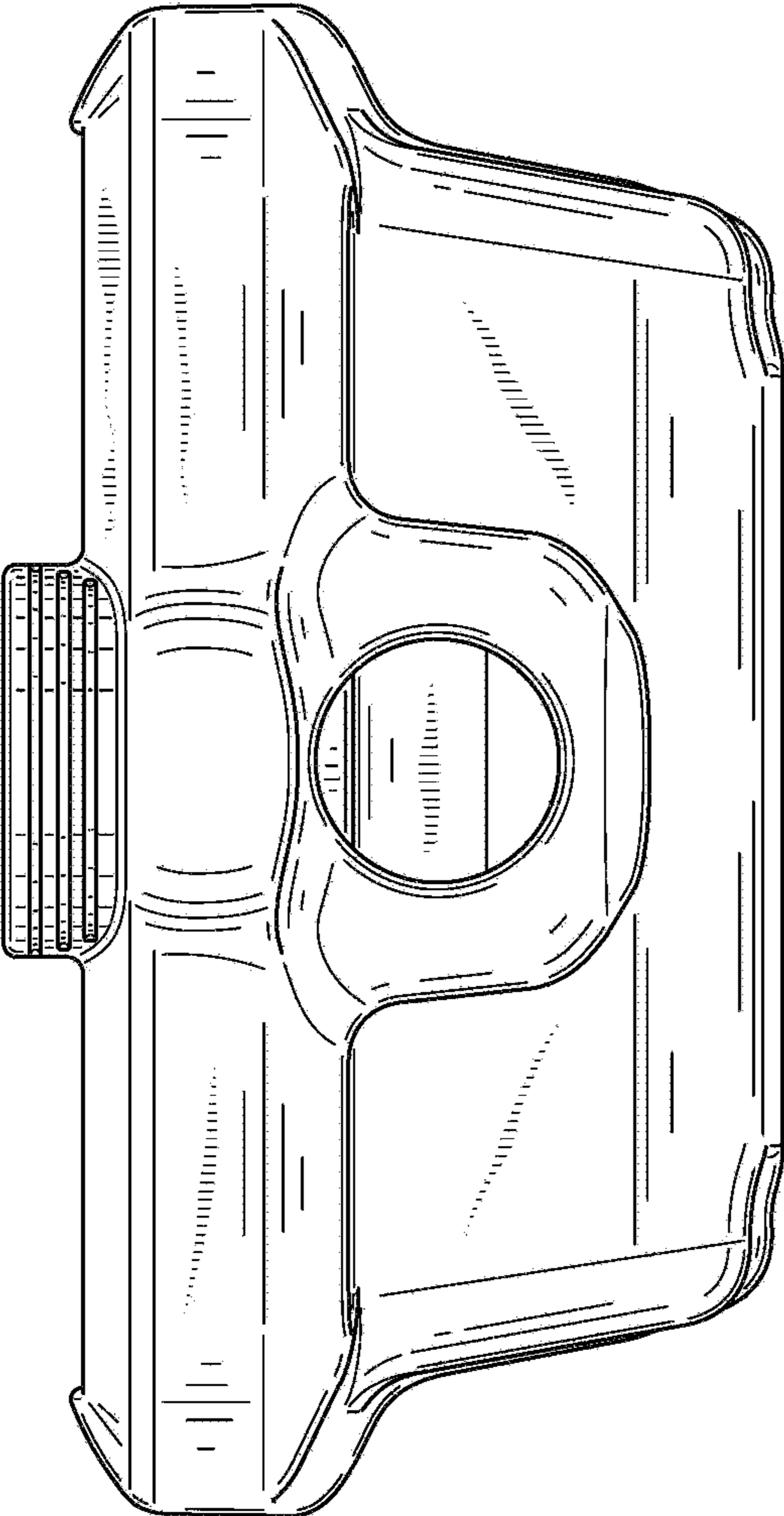


FIG. 4

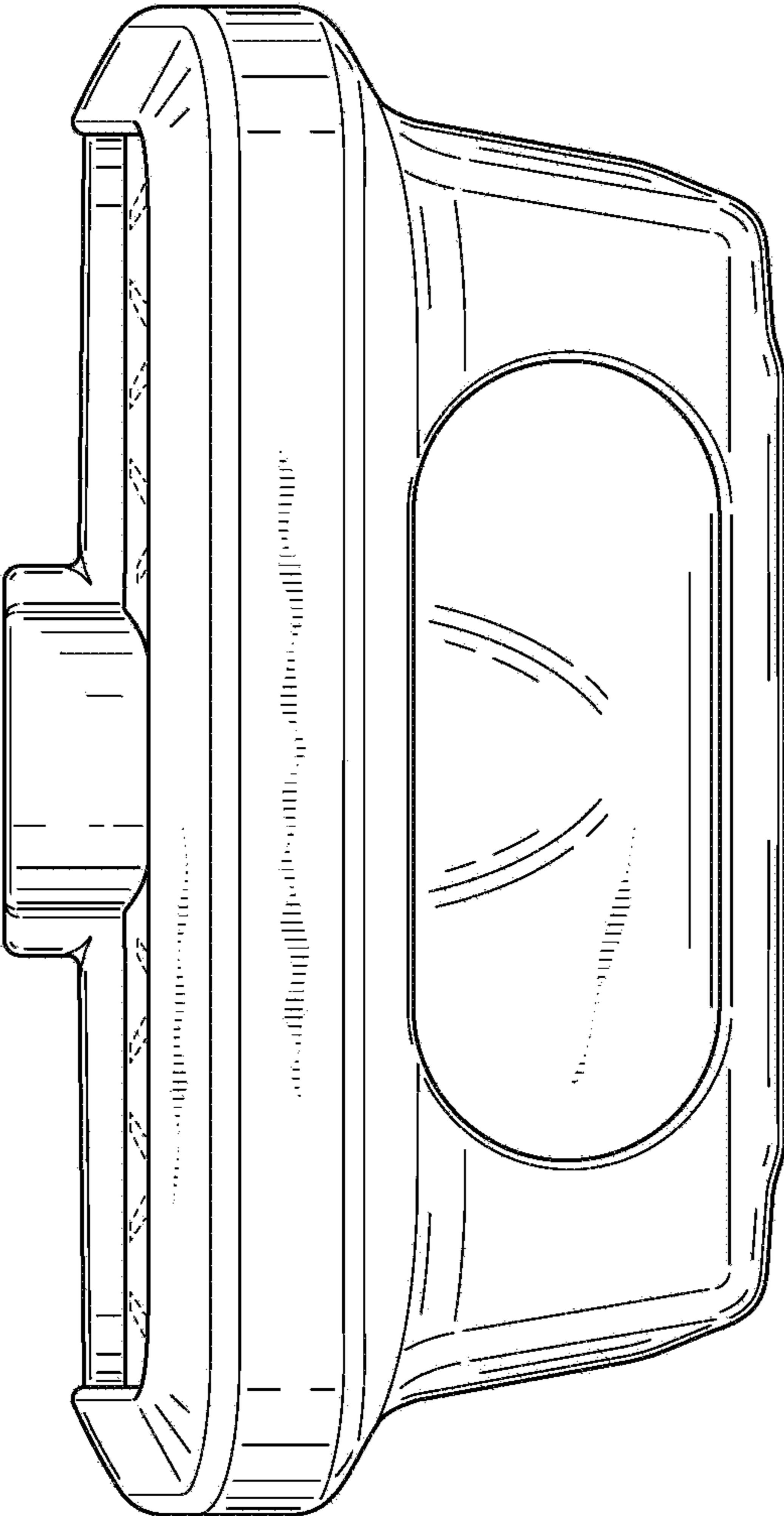


FIG. 5




FIG. 6

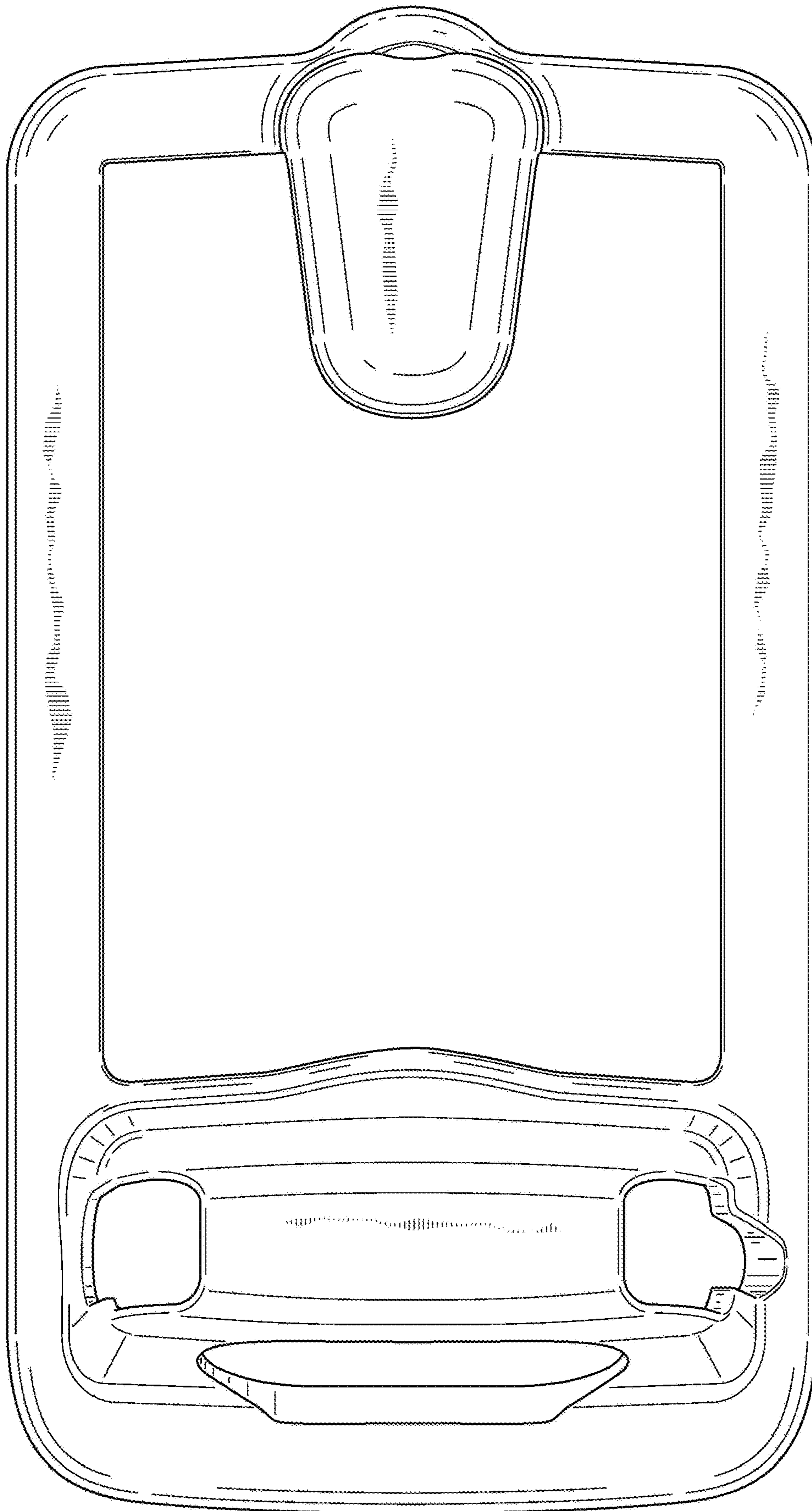


FIG. 7