



US00D931203S

(12) **United States Design Patent** (10) **Patent No.:** **US D931,203 S**
Bitsch et al. (45) **Date of Patent:** **** Sep. 21, 2021**

(54) **CHARGER**

(71) Applicant: **Würth International AG**, Chur (CH)

(72) Inventors: **Dominik Bitsch**, Künzelsau (DE);
Dejan Paunovic, Künzelsau (DE)

(73) Assignee: **WÜRTH INTERNATIONAL AG**,
Chur (CH)

(**) Term: **15 Years**

(21) Appl. No.: **35/509,275**

(22) Filed: **Apr. 7, 2020**

(80) **Hague Agreement Data**

Int. Filing Date: **Apr. 7, 2020**

Int. Reg. No.: **DM/207549**

Int. Reg. Date: **Apr. 7, 2020**

Int. Reg. Pub. Date: **May 8, 2020**

(30) **Foreign Application Priority Data**

Oct. 9, 2019 (EM) 007001110

(51) **LOC (13) Cl.** **13-02**

(52) **U.S. Cl.**
USPC **D13/107**

(58) **Field of Classification Search**

USPC D13/103, 107-110, 118, 119, 184, 199;
D14/251, 253, 432, 434

CPC Y02E 60/12; H02J 7/025; H02J 7/0042;
H02J 7/0044; H02J 7/0045; H02J 7/0003;
H02J 7/0027; H02J 7/0013; H02J 7/0054;
H02J 7/00; H02J 3/32; H02J 3/008; H02J
2001/008; H01F 38/14; H01R 13/6675;
H01M 2/1022; H01M 2/1055; H01M
10/44; H01M 10/46; H01M 10/425;
B60R 16/03; B60L 11/1809; B60L
11/1861; B60L 11/182

See application file for complete search history.

(56) **References Cited**

U.S. PATENT DOCUMENTS

D507,234 S *	7/2005	Heun	D13/107
D548,687 S *	8/2007	Okuda	D13/107
D605,111 S *	12/2009	Schoch	D13/107
D621,345 S *	8/2010	Tinius	D13/107
D635,917 S *	4/2011	Okuda	D13/107
D636,723 S *	4/2011	Yamamoto	D13/107
D642,518 S *	8/2011	Kokawa	D13/107
D668,219 S *	10/2012	Zhao	D13/107
D711,314 S *	8/2014	Marino	D13/107
D839,183 S *	1/2019	Kirkpatrick	D13/107
D855,019 S *	7/2019	Rustill	D13/108
D865,661 S *	11/2019	Lin	D13/107
D885,331 S *	5/2020	Suzuki	D13/108
D900,024 S *	10/2020	Kuang	D13/107
D900,025 S *	10/2020	Chen	D13/107
D904,291 S *	12/2020	Ge	D13/107
D908,611 S *	1/2021	Song	D13/107
D924,128 S *	7/2021	Hasenmayer	D13/107

* cited by examiner

Primary Examiner — Christy Nemeth

(74) *Attorney, Agent, or Firm* — Lucas & Mercanti, LLP;
Klaus P. Stoffel

(57) **CLAIM**

The ornamental design for a charger, as shown.

DESCRIPTION

1. Charger

1.1 is a front view;

1.2 is a rear view;

1.3 is a left side view;

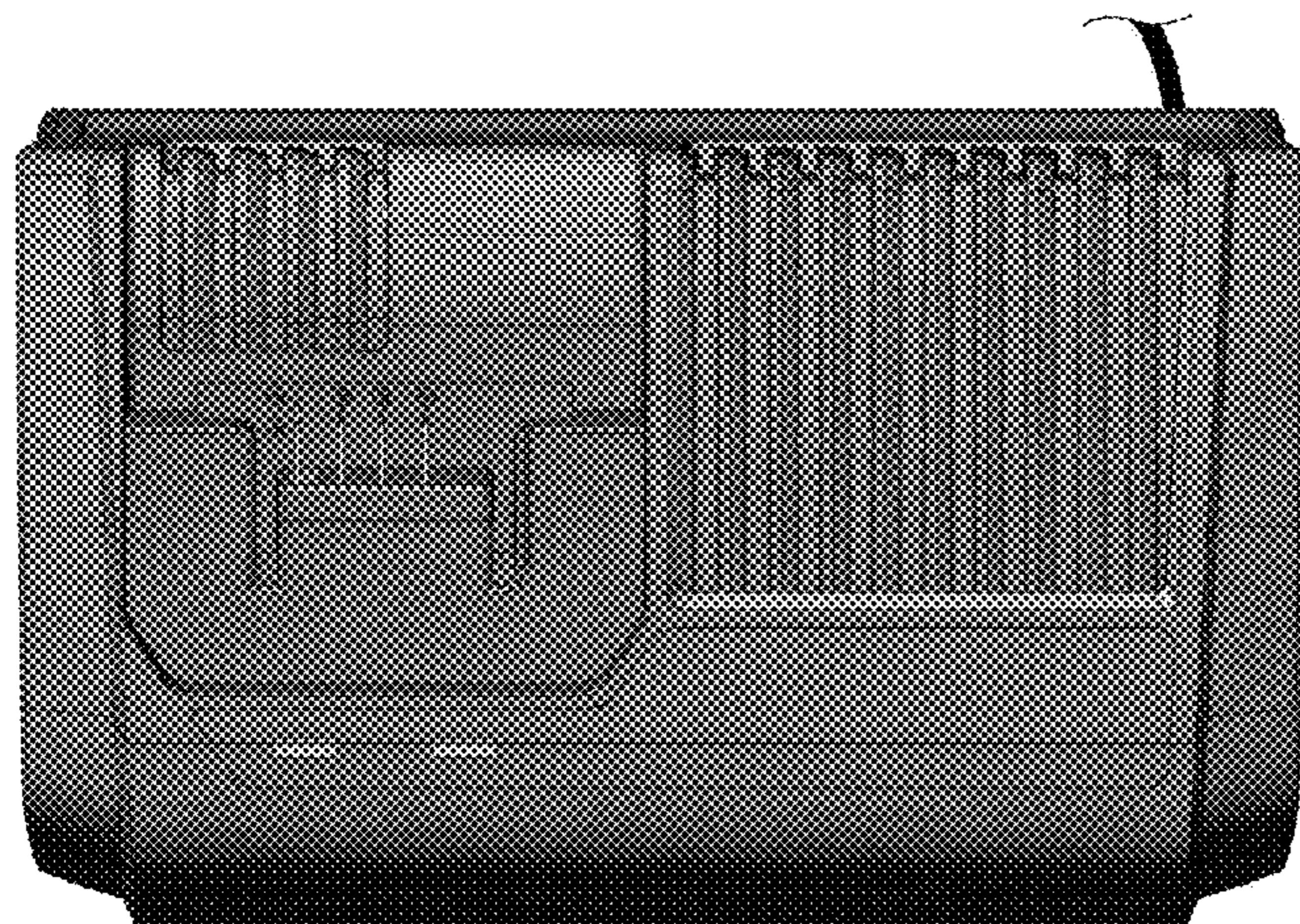
1.4 is a top view;

1.5 is a bottom view;

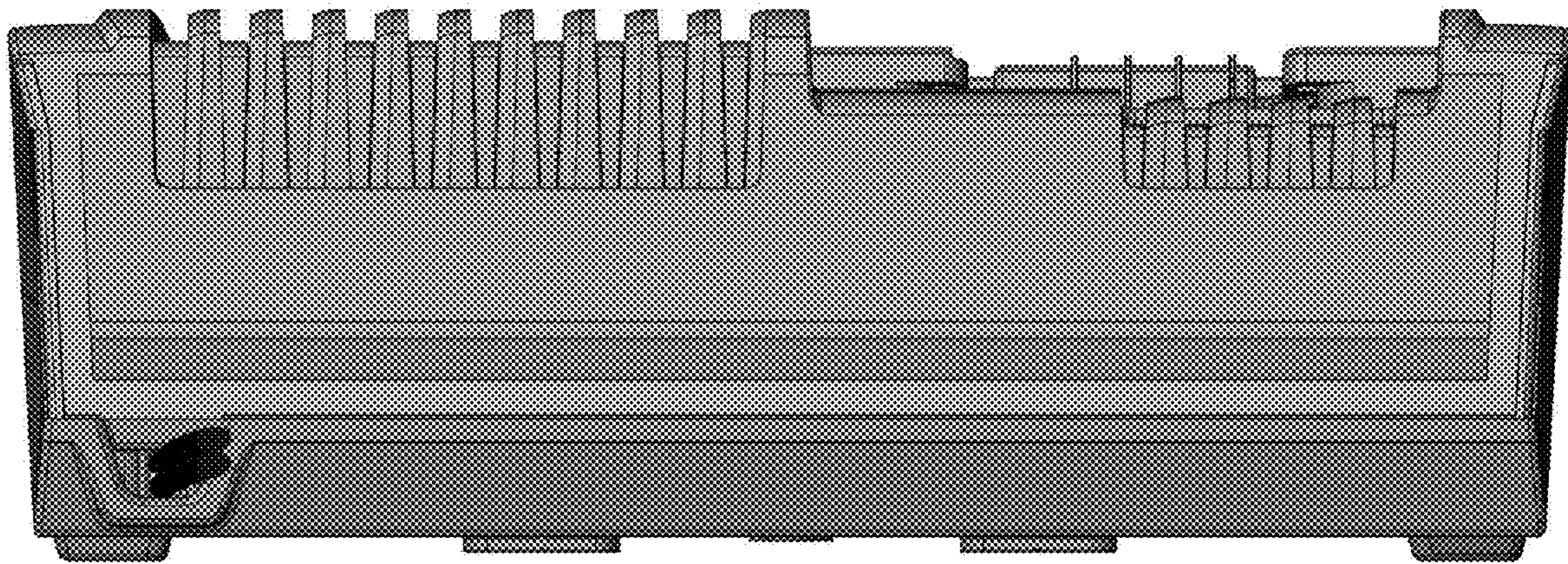
1.6 is a right side view;

1.7 is a top, rear, right side perspective view.

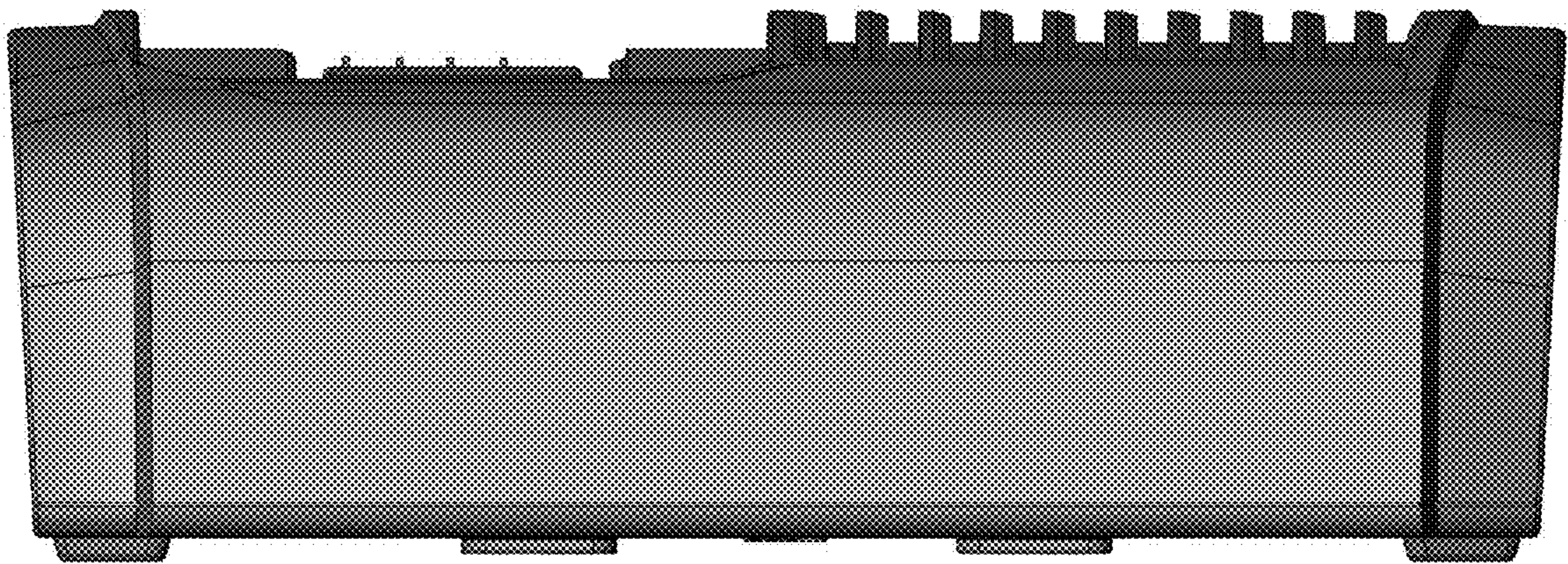
1 Claim, 7 Drawing Sheets



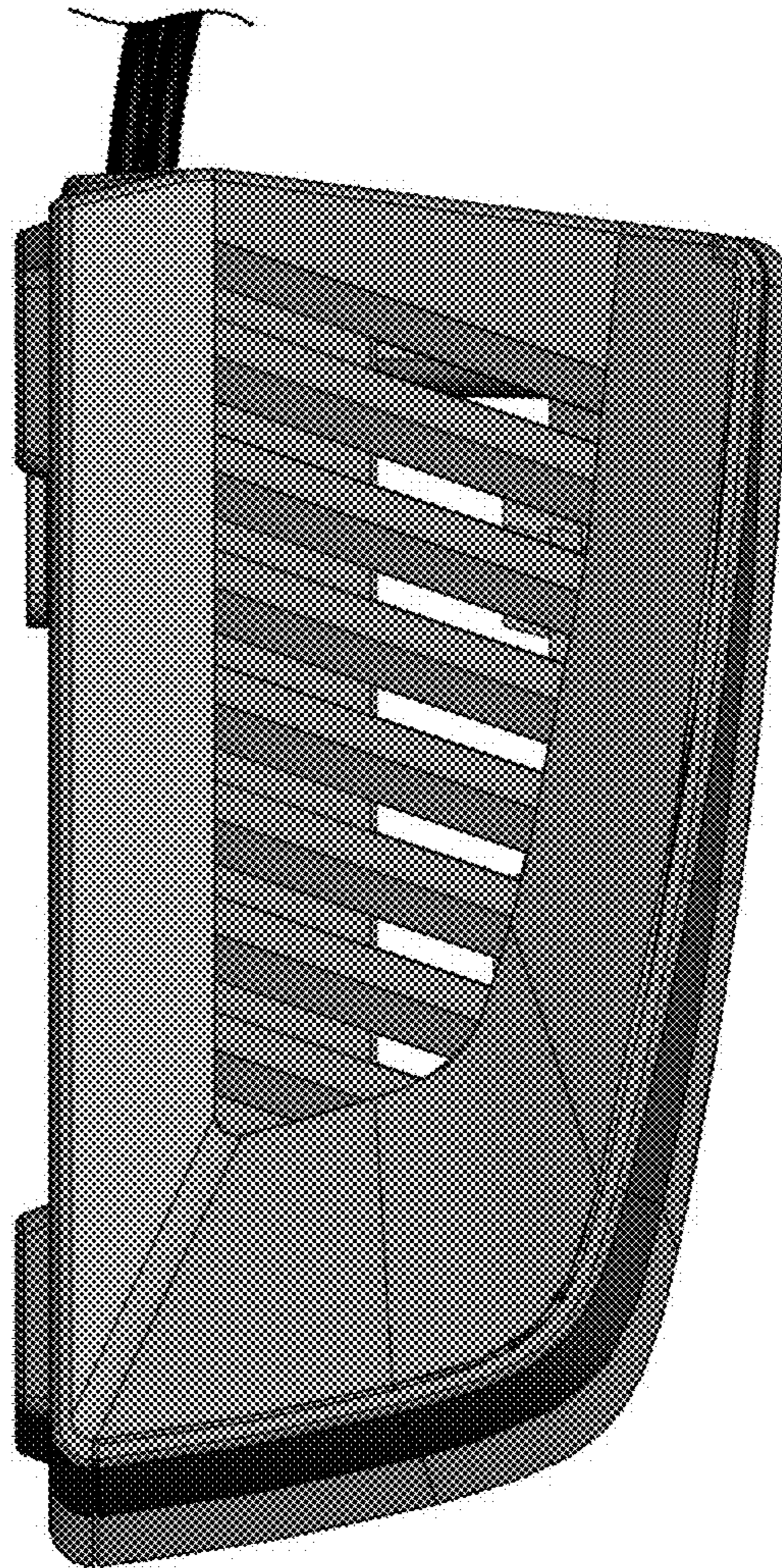
1.1



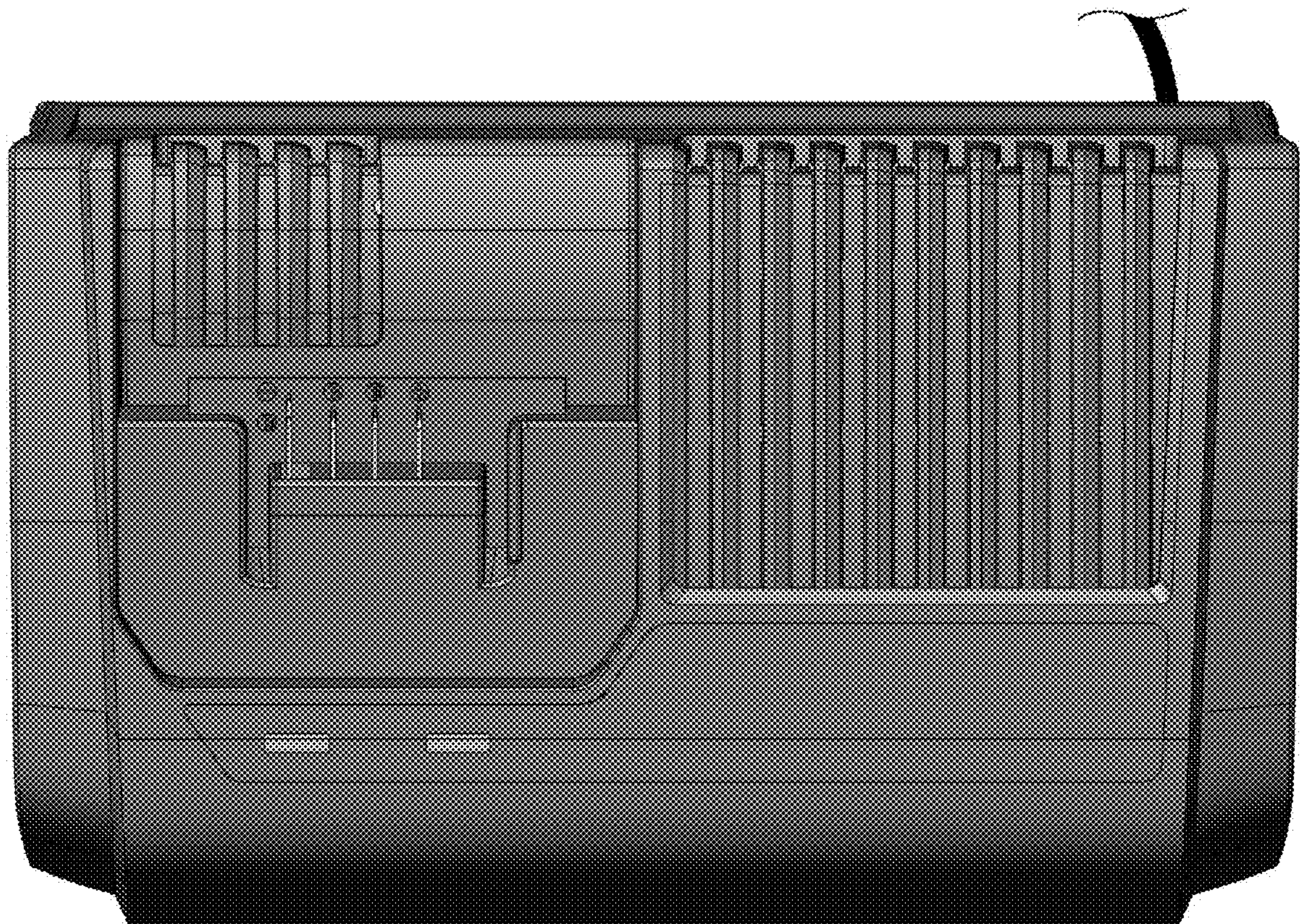
1.2



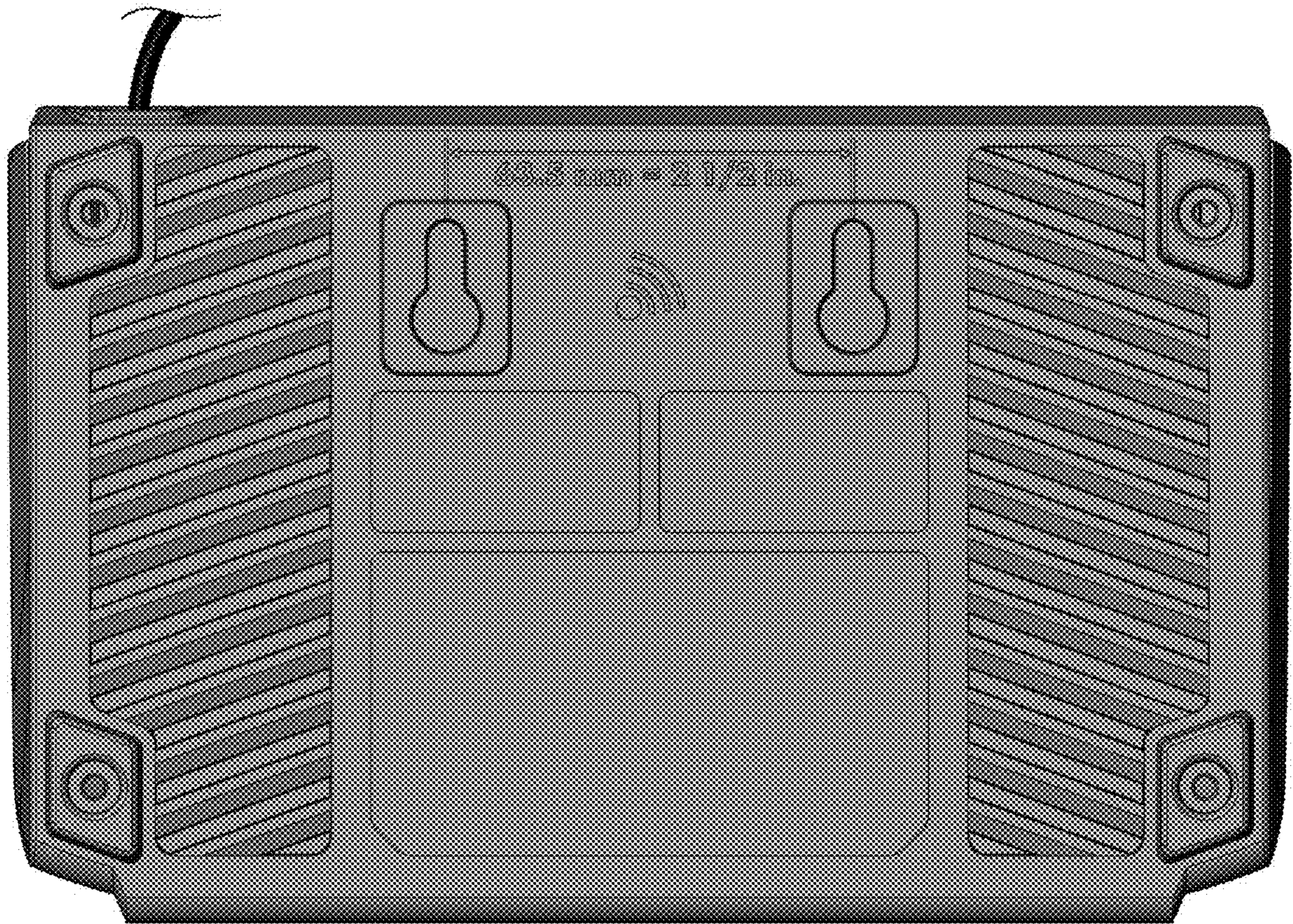
1.3



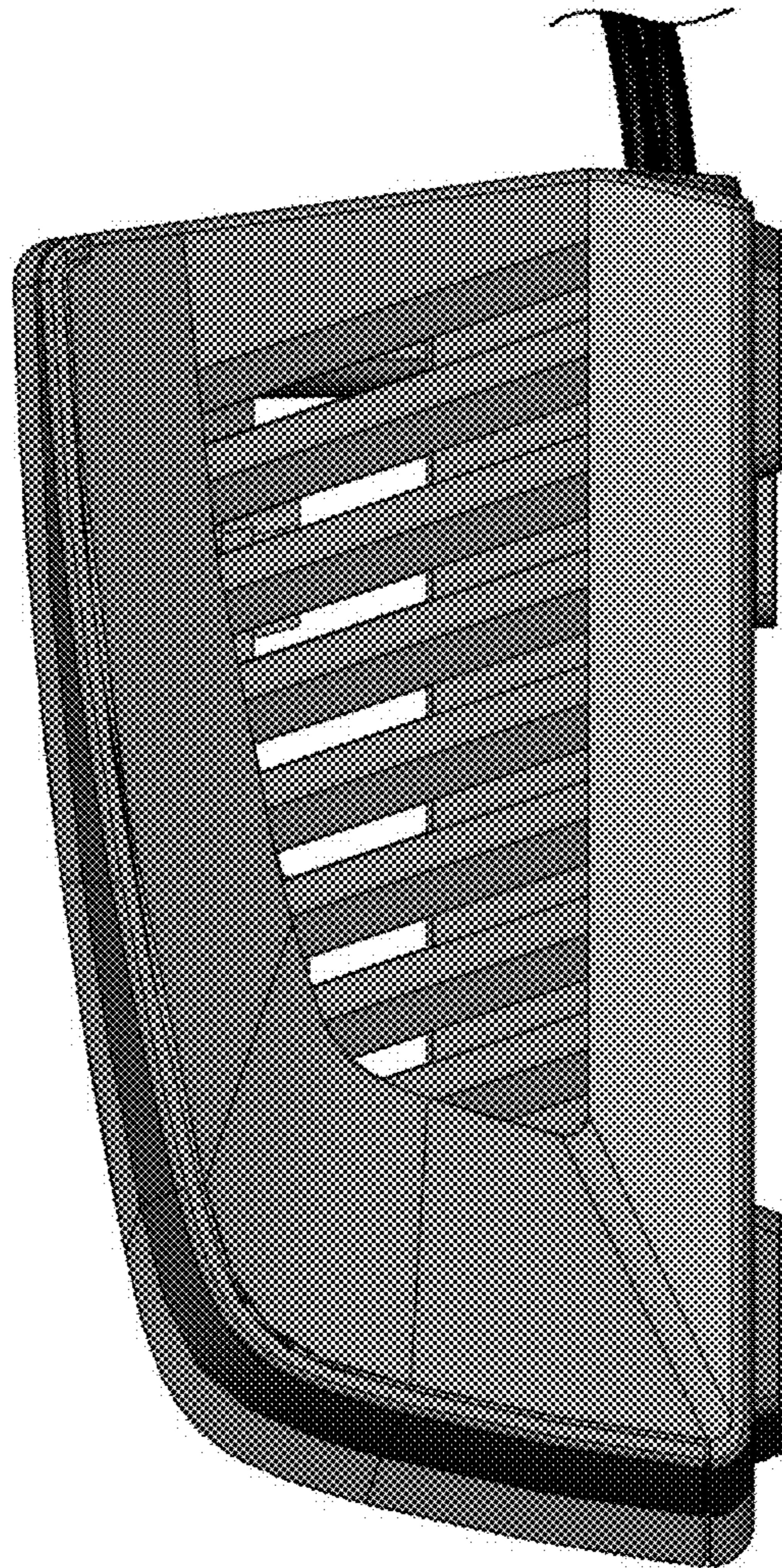
1.4



1.5



1.6



1.7

