



US00D931191S

(12) **United States Design Patent** (10) **Patent No.:** **US D931,191 S**
Nakamura (45) **Date of Patent:** **** Sep. 21, 2021**

(54) **MOTORCYCLE TIRE**

(71) Applicant: **BRIDGESTONE CORPORATION**,
Tokyo (JP)

(72) Inventor: **Takamitsu Nakamura**, Tokyo (JP)

(73) Assignee: **BRIDGESTONE CORPORATION**,
Tokyo (JP)

(**) Term: **15 Years**

(21) Appl. No.: **29/699,407**

(22) Filed: **Jul. 25, 2019**

(30) **Foreign Application Priority Data**

Feb. 8, 2019 (JP) 2019-002646

(51) **LOC (13) Cl.** **12-15**

(52) **U.S. Cl.**
USPC **D12/535**

(58) **Field of Classification Search**
USPC D12/534, 535
See application file for complete search history.

(56) **References Cited**

U.S. PATENT DOCUMENTS

D542,215 S	5/2007	Jackson et al.	
D639,232 S *	6/2011	Sugimoto	D12/535
D678,179 S	3/2013	Larregain	
D684,521 S	6/2013	Larregain	
D810,659 S	2/2018	Nakamura et al.	
D811,316 S	2/2018	Nakamura	
D910,535 S *	2/2021	Shinomiya	D12/535

FOREIGN PATENT DOCUMENTS

EM	0058661830001	12/2018
JP	1404558 S	11/2011
JP	1459417 S	1/2013
JP	1459499 S	1/2013
JP	1543407 S	2/2016

JP	1535301 S	10/2016
JP	1567241 S	12/2017
JP	1560306 S	9/2018
WO	092805	3/2017

OTHER PUBLICATIONS

HJ2308117200, Website <URL: <http://www.bridgestone.co.jp/corporate/news/2012021701.html>>, (Bridgestone Corporation), Mar. 16, 2012, [database online], [retrieved on Mar. 13, 2012], Retrieved from the Known Design Database of the Japan Patent Office using Internet, <URL: <https://www.j-platpat.inpit.go.jp/d0200>>.

* cited by examiner

Primary Examiner — George D. Kirschbaum
(74) *Attorney, Agent, or Firm* — Kenja IP Law PC

(57) **CLAIM**

The ornamental design for a motorcycle tire, as shown and described.

DESCRIPTION

FIG. 1 is a perspective view of a motorcycle tire showing my new design;
FIG. 2 is a front view thereof;
FIG. 3 is a top view thereof;
FIG. 4 is a right side view thereof;
FIG. 5 is a left side view thereof;
FIG. 6 is a fragmentary enlarged front view; and,
FIG. 7 is an end view taken along line 7-7 in FIG. 6.
In the drawings, the broken lines defining the sidewall, inner bead and the peripheral boundary between the claimed tire tread and the unclaimed sidewall depict environmental subject matter that forms no part of the claimed design. The light stippled surface shading represents the surface of the tire tread, and the dark stippled surface shading represents the recessed portion of the tread grooves, having the depth as shown in FIG. 7.

1 Claim, 7 Drawing Sheets

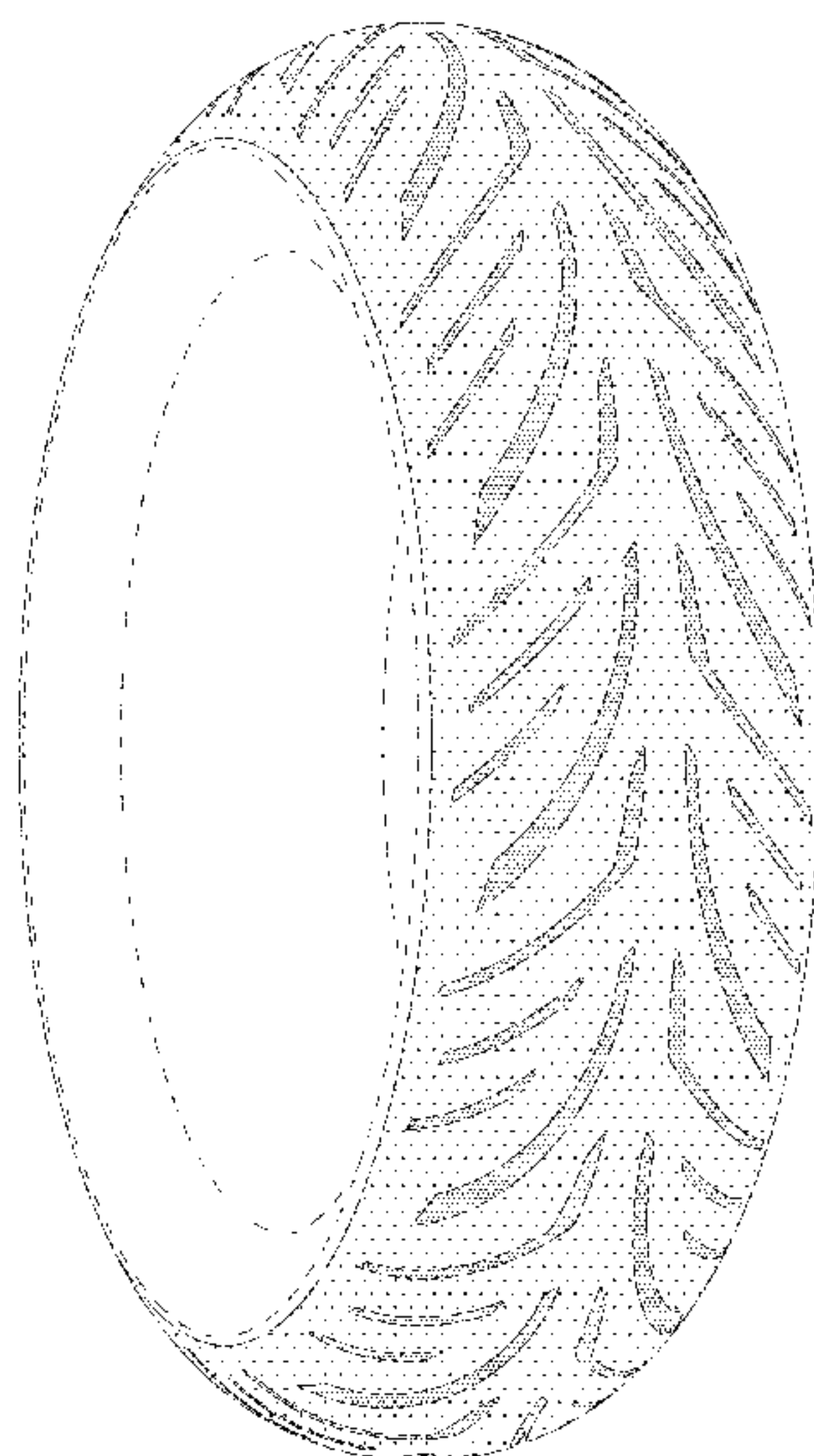


FIG. 1

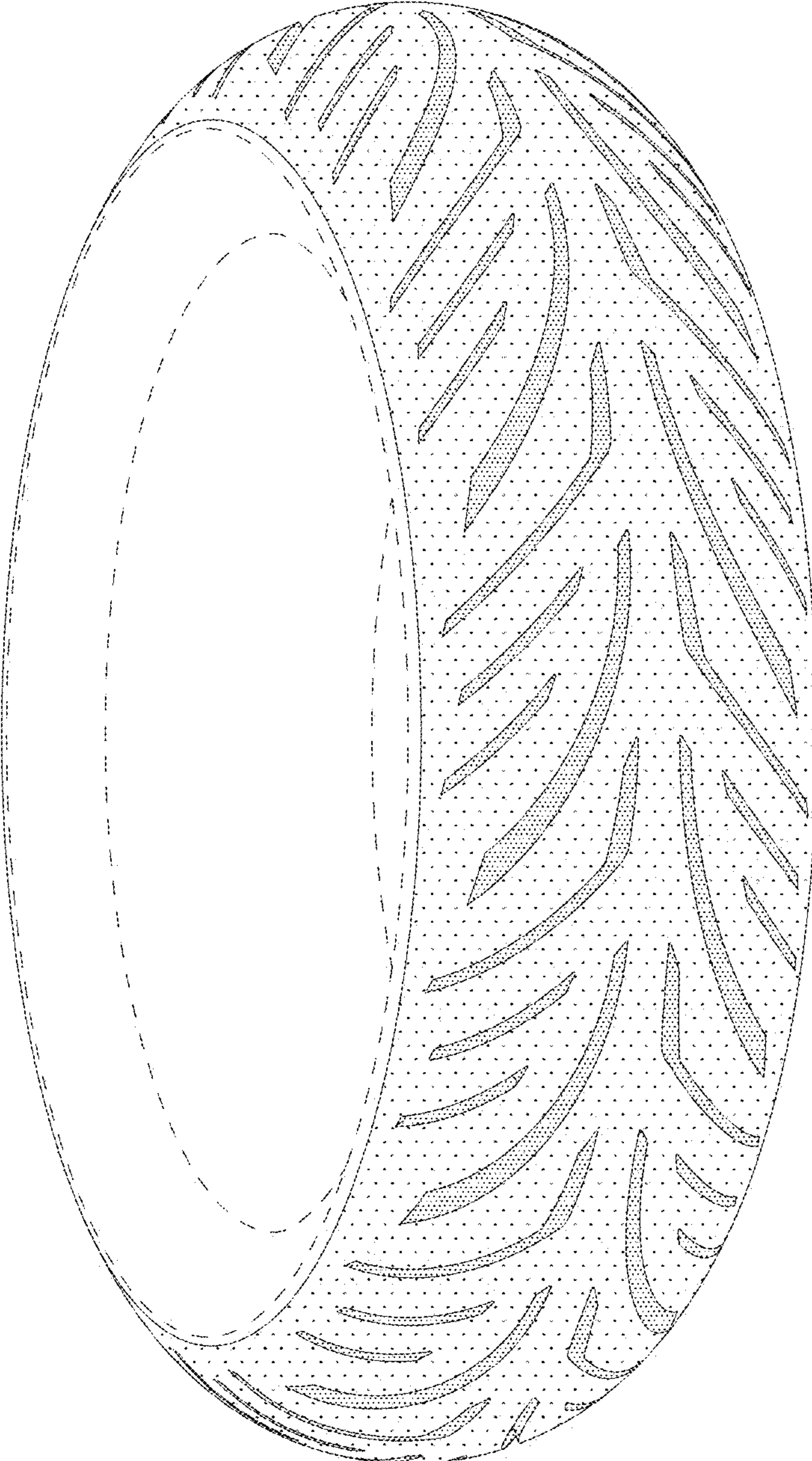


FIG. 2




FIG. 3




FIG. 4




FIG. 5




FIG. 6




FIG. 7

