



US00D931188S

(12) **United States Design Patent** (10) **Patent No.:** **US D931,188 S**
Yang (45) **Date of Patent:** **** Sep. 21, 2021**

(54) **VEHICLE SEAT GAP STORAGE**
(71) Applicant: **Taiping Yang**, Guangzhou (CN)
(72) Inventor: **Taiping Yang**, Guangzhou (CN)
(73) Assignee: **Guangzhou Jiaotu Information Technology Co., Ltd.**, Guangzhou (CN)
(**) Term: **15 Years**
(21) Appl. No.: **29/757,142**
(22) Filed: **Nov. 3, 2020**
(51) **LOC (13) Cl.** **12-16**
(52) **U.S. Cl.**
USPC **D12/416**
(58) **Field of Classification Search**
USPC D12/416, 407, 415, 422-424; D3/276,
D3/273-274, 284, 289, 301-305, 299,
D3/216
CPC B60R 5/00; B60R 9/00; B60N 2/44
See application file for complete search history.

(56) **References Cited**
U.S. PATENT DOCUMENTS
D338,780 S 8/1993 Rance
D365,730 S * 1/1996 Brightbill D3/313
5,902,009 A * 5/1999 Singh B60N 2/90
297/188.1
D441,341 S * 5/2001 Hassett D12/416
D493,995 S * 8/2004 Chen D6/553


D496,179 S * 9/2004 Sjoberg D6/675
D729,549 S * 5/2015 Williams D6/675
D737,681 S * 9/2015 Martinson D9/456
D747,102 S * 1/2016 Kraemer D3/307
D769,179 S * 10/2016 Demos D12/416
D777,643 S * 1/2017 Benfatti D12/416
D801,910 S * 11/2017 Salisbury D12/416
D832,115 S * 10/2018 Fitchett D9/711
D856,264 S * 8/2019 Kemerer D12/416
D874,827 S 2/2020 Li
D924,782 S * 7/2021 MacFarlane D12/416

* cited by examiner
Primary Examiner — Katrina A Betton
(74) *Attorney, Agent, or Firm* — Zhihua Han

(57) **CLAIM**
The ornamental design for a vehicle seat gap storage, as shown and described.

DESCRIPTION
FIG. 1 is a front elevation photographic view of a vehicle seat gap storage, showing my new design;
FIG. 2 is a rear elevation photographic view thereof;
FIG. 3 is a top side elevation photographic view thereof;
FIG. 4 is a bottom side elevation photographic view thereof;
FIG. 5 is a left plan photographic view thereof;
FIG. 6 is a right plan photographic view thereof;
FIG. 7 is a perspective photographic view thereof, showing top, front, and right sides; and,
FIG. 8 is another perspective photographic view thereof, showing top, front, and left sides.

1 Claim, 8 Drawing Sheets






FIG. 1




FIG. 2




FIG. 3




FIG. 4




FIG. 5



FIG. 6



FIG. 7



FIG. 8