



US00D931179S

(12) **United States Design Patent** (10) **Patent No.:** **US D931,179 S**
Berton (45) **Date of Patent:** **** Sep. 21, 2021**

(54) **BRACKET FOR ATTACHING A THRUSTER TO A BOAT**

(71) Applicant: **Gerald Berton**, Coral Gables, FL (US)

(72) Inventor: **Gerald Berton**, Coral Gables, FL (US)

(**) Term: **15 Years**

(21) Appl. No.: **29/721,583**

(22) Filed: **Jan. 22, 2020**

(51) **LOC (13) Cl.** **12-06**

(52) **U.S. Cl.**
USPC **D12/317**

(58) **Field of Classification Search**
USPC D12/214, 223, 300, 302, 303, 304, 306, D12/307, 310, 311, 312, 313, 314, 315, D12/316, 317, 318, 400, 415, 425; D21/542; D8/330, 333, 343, 349, 354, D8/355, 356, 363, 366, 371, 373, 380, D8/381, 382, 394, 396
CPC .. B63B 7/00; B63B 7/085; B63B 7/87; B63B 34/00; B63B 34/05; B63B 34/10; B63B 34/23; B63B 34/26; B63B 2035/002; B63B 2035/004; B63B 2035/009; B63B 32/77; B63B 32/83; B63B 35/00; B63B 3/00; B63B 17/00; B63B 21/08; B63B 2007/003; B63H 20/00; B63H 20/007; B63H 20/02; B63H 21/21; B63H 21/265; B63H 7/00; B63H 9/04; B63H 11/00; B63H 25/02; B60R 11/00
See application file for complete search history.

(56) **References Cited**

U.S. PATENT DOCUMENTS

D265,874 S * 8/1982 Klose D23/223
D296,832 S * 7/1988 Bachik D29/110
D348,815 S * 7/1994 Morey D8/70
D407,691 S * 4/1999 Barkan D13/156
D410,373 S * 6/1999 Whitaker D8/349

D590,914 S * 4/2009 Saxon D23/213
D740,872 S * 10/2015 Wada D16/203
D791,581 S * 7/2017 Lin D8/356
D830,045 S * 10/2018 Cain D2/962
D844,736 S * 4/2019 Tipton D22/108
2014/0318898 A1* 10/2014 De Kruijf B63H 5/125
184/13.1
2017/0137101 A1* 5/2017 Ayotte B63H 5/14
2019/0389549 A1* 12/2019 Wilson B63H 25/42
2020/0130796 A1* 4/2020 Spardel B63B 13/02
2020/0377185 A1* 12/2020 Ziegler B63H 5/125

OTHER PUBLICATIONS

EZ Drive Thruster, Published date unavailable [online], [retrieved on Jan. 13, 2021], Retrieved from the Internet: <https://www.ezdrivethruster.com/products/> (Year: 2021).*

* cited by examiner

Primary Examiner — Christian P. McLean
Assistant Examiner — Adam C Mager
(74) *Attorney, Agent, or Firm* — William H. Eilberg

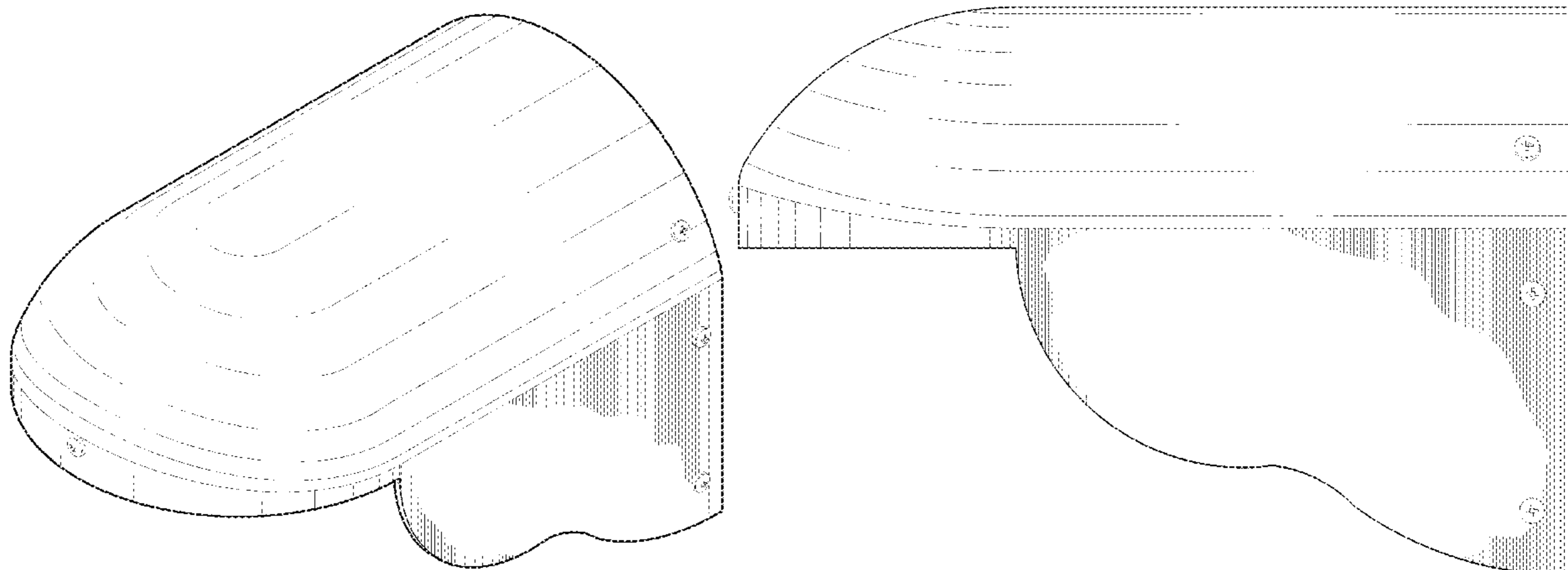
(57) **CLAIM**

The ornamental design for a bracket for attaching a thruster to a boat, as shown and described.

DESCRIPTION

FIG. 1 is a perspective view of the bracket for attaching a thruster to a boat of the present invention.
FIG. 2 is a front elevational view.
FIG. 3 is a back elevational view.
FIG. 4 is a right side elevational view.
FIG. 5 is a left side elevational view.
FIG. 6 is a top plan view; and,
FIG. 7 is a bottom plan view.
The broken line showing is included for the purpose of illustrating portions of the bracket for attaching a thruster to a boat and forms no part of the claimed design.

1 Claim, 7 Drawing Sheets



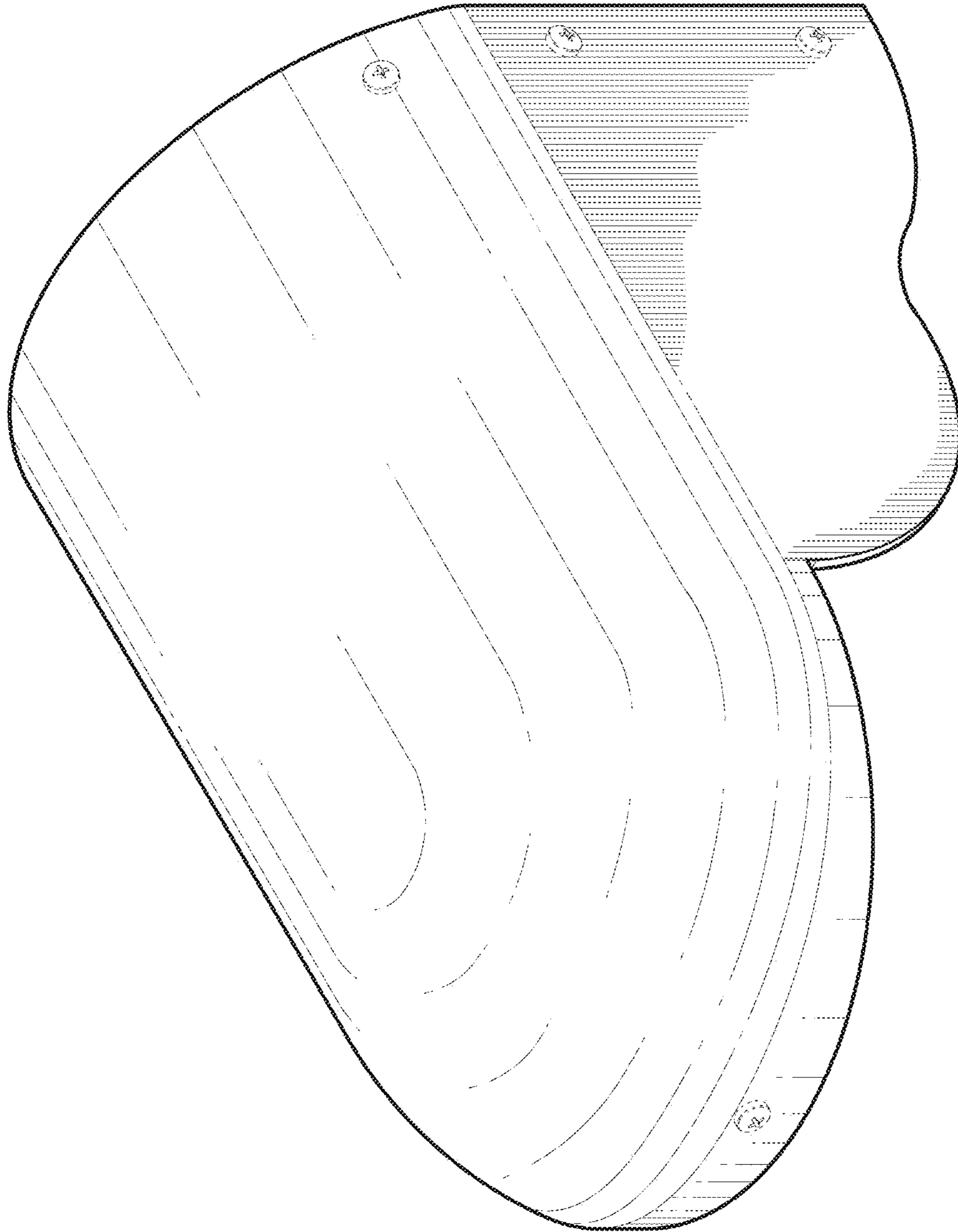


FIG. 1

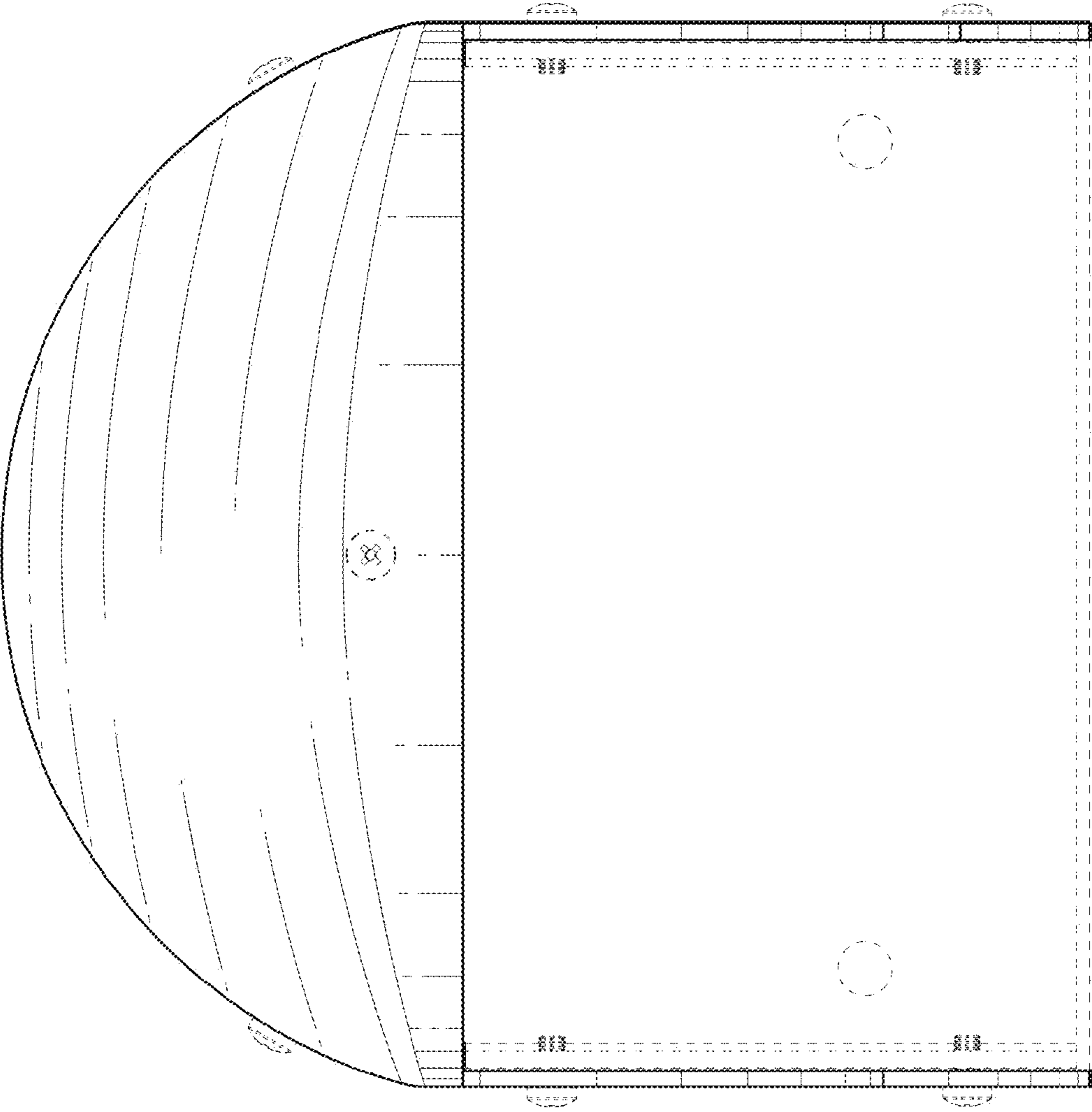


FIG. 2

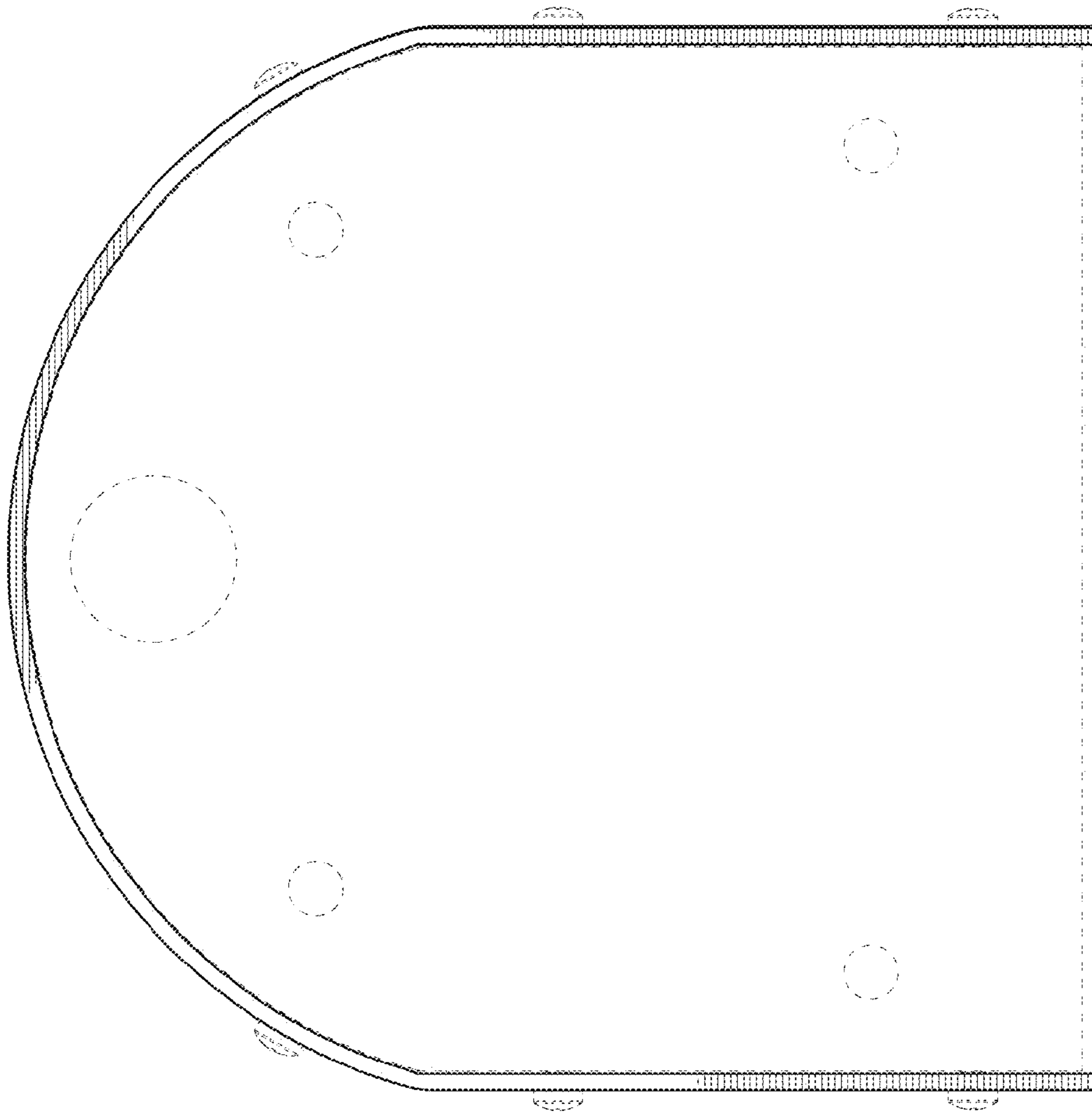


FIG. 3

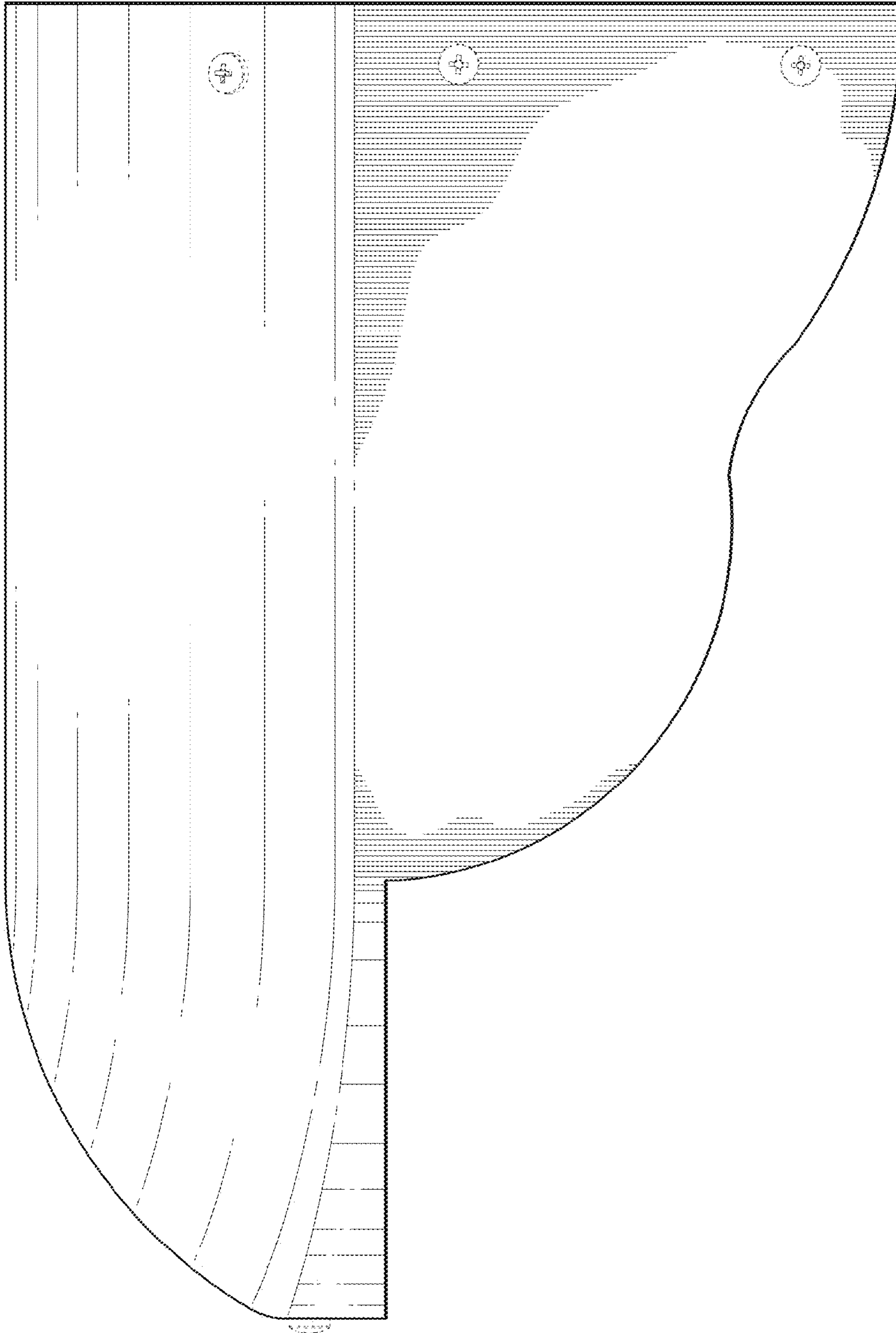


FIG. 4

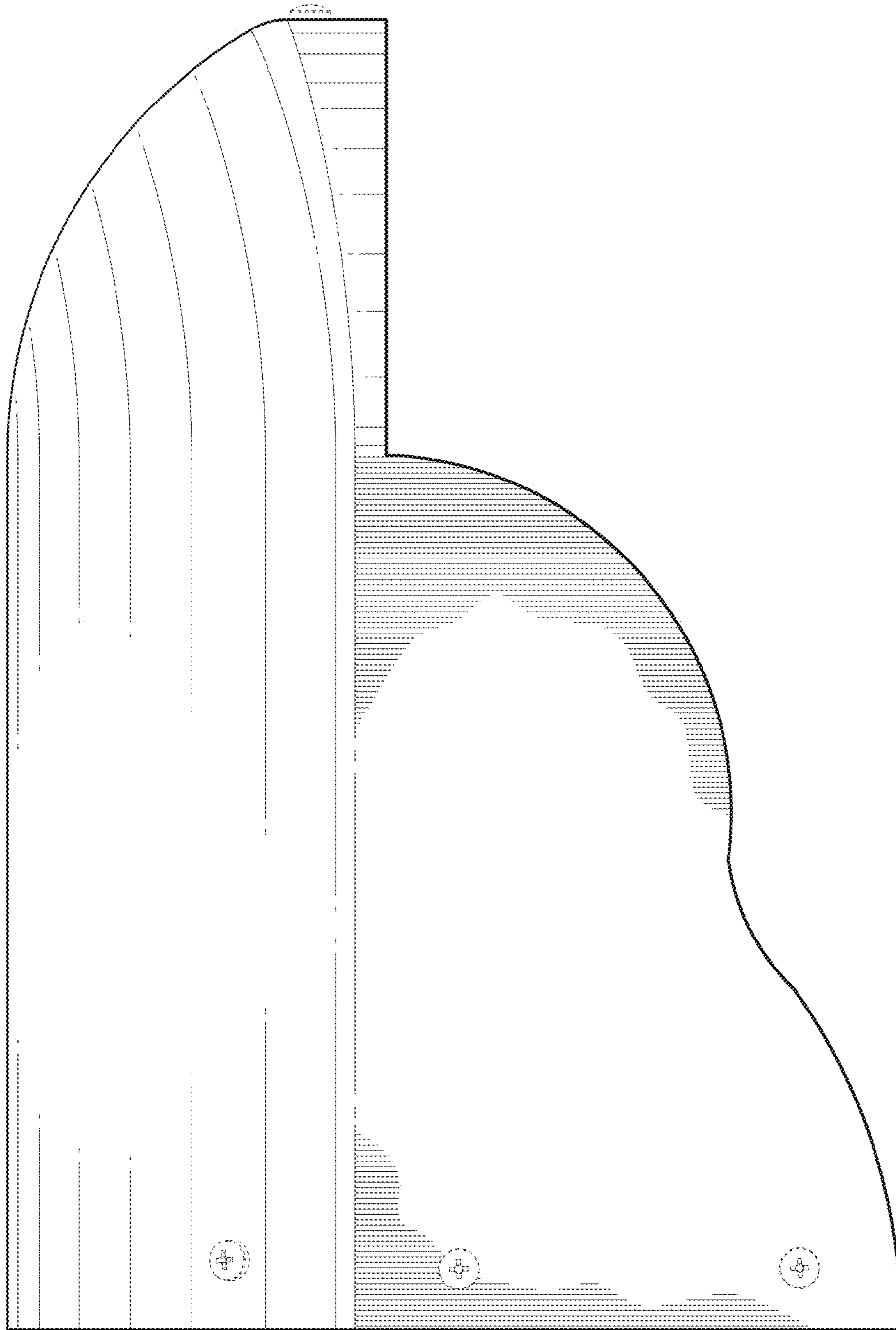


FIG. 5




FIG. 6

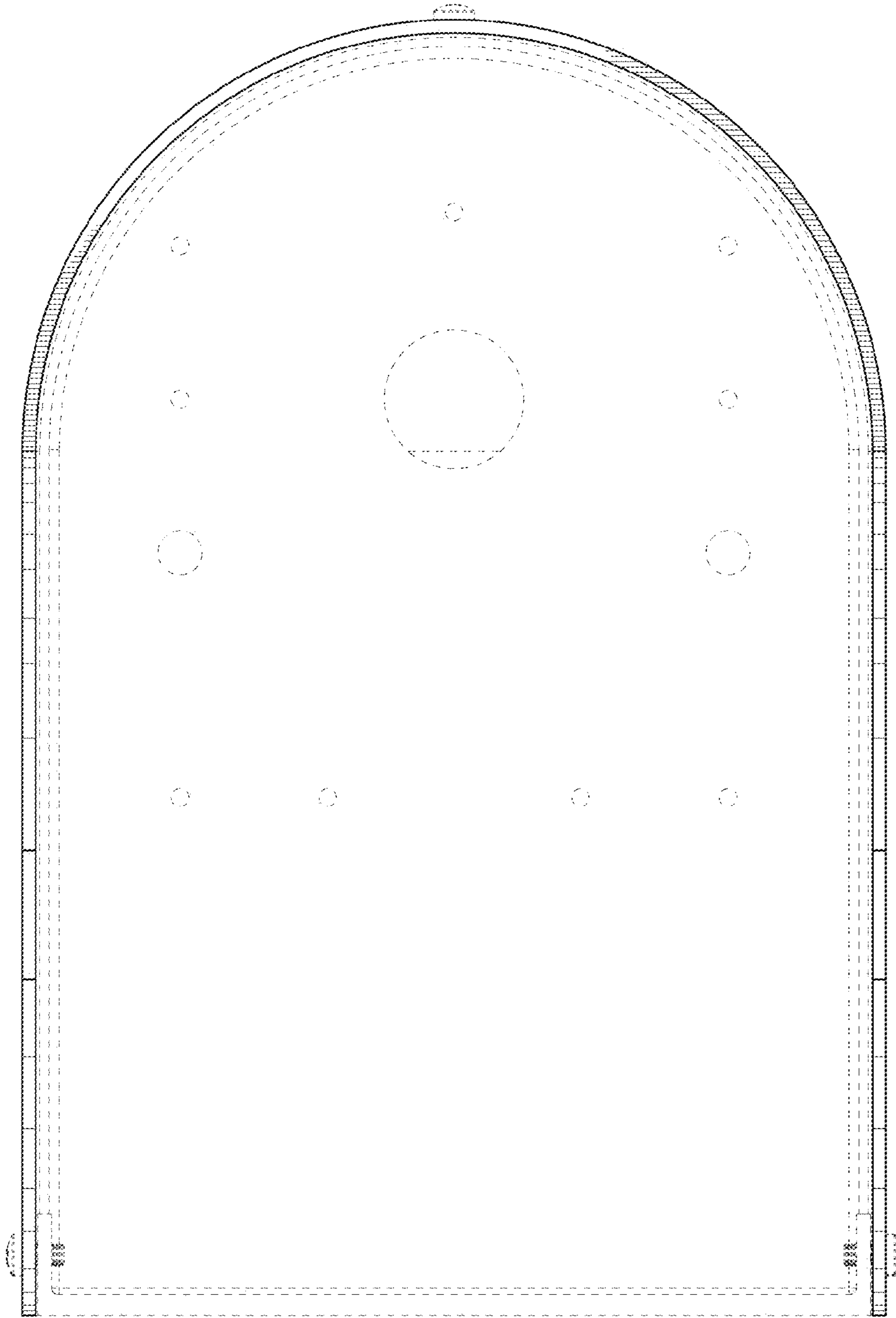


FIG. 7