



US00D931169S

(12) **United States Design Patent** (10) **Patent No.:** **US D931,169 S**
Lee (45) **Date of Patent:** **** Sep. 21, 2021**

(54) **ACUPRESSURE HANDLE COVER FOR AUTOMOBILE**

(71) Applicant: **SAMILBNC CO., LTD.**, Goyang-si (KR)

(72) Inventor: **Hyun-Ju Lee**, Seoul (KR)

(73) Assignee: **SAMILBNC CO., LTD.**, Goyang-si (KR)

(**) Term: **15 Years**

(21) Appl. No.: **29/733,409**

(22) Filed: **May 1, 2020**

(30) **Foreign Application Priority Data**

Jan. 15, 2020 (KR) 30-2020-0001859

(51) **LOC (13) Cl.** **12-16**

(52) **U.S. Cl.**
USPC **D12/177**

(58) **Field of Classification Search**
USPC D12/174, 175, 176, 177, 400; D3/318;
D4/138; D7/394, 395; D8/107, 303;
D21/684, 756; D30/160
CPC .. B62D 1/04; B62D 1/06; B62D 1/065; B60R
21/05; B60R 21/203
See application file for complete search history.

(56) **References Cited**

U.S. PATENT DOCUMENTS

1,111,427 A * 9/1914 Archibald A61H 15/0092
601/119
1,811,764 A * 6/1931 Sherwood A61H 15/0092
601/20
2,103,083 A * 12/1937 Lynch A46B 5/04
601/139
D256,841 S * 9/1980 Corbett D24/211
D308,098 S * 5/1990 Lievonen D24/211

5,139,014 A * 8/1992 Chang A61H 7/001
601/118
5,213,007 A * 5/1993 Yoo B62D 1/06
74/552
5,224,397 A * 7/1993 Yoo A61N 1/10
74/552
5,263,436 A * 11/1993 Axelrod A01K 15/026
119/710
D343,661 S * 1/1994 Hur D21/684
D344,137 S * 2/1994 Yoo D24/200
(Continued)

FOREIGN PATENT DOCUMENTS

KR 200203565 Y1 * 11/2000
KR 20180003046 U * 10/2018

OTHER PUBLICATIONS

Monster Steer Grip, Published May 19, 2020 [online], [retrieved on Jul. 17, 2021], Retrieved from the Internet: <https://www.youtube.com/watch?v=aa5FtA6Rdw0> (Year: 2020).*

(Continued)

Primary Examiner — Christian P. McLean

Assistant Examiner — Adam C Mager

(74) *Attorney, Agent, or Firm* — Sughrue Mion, PLLC

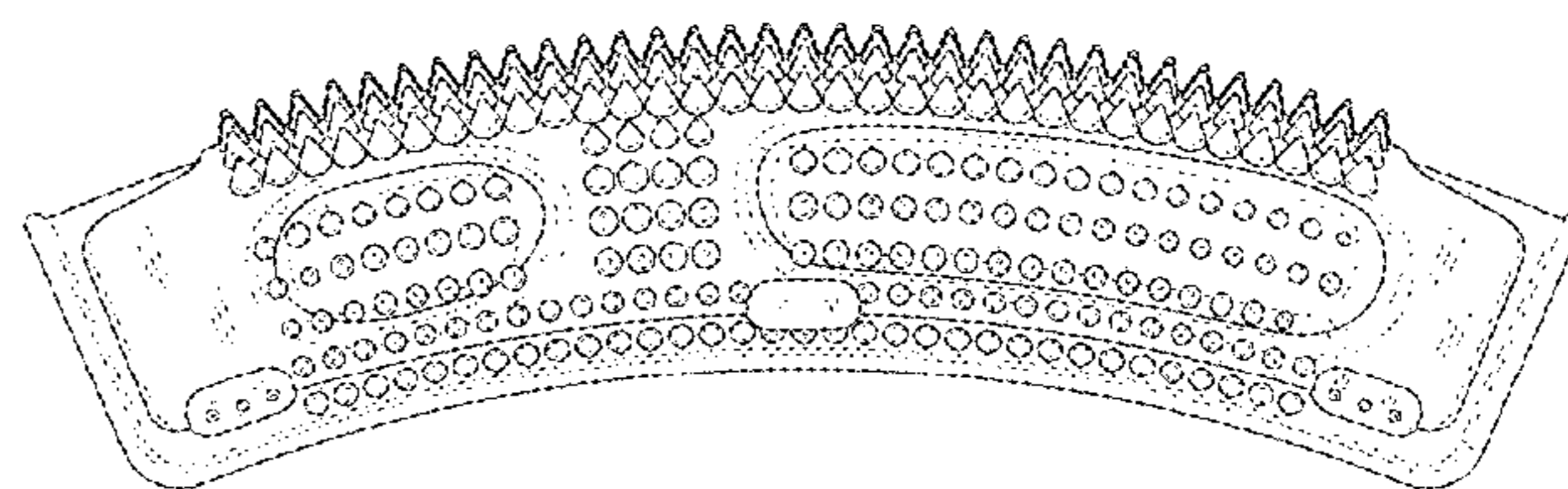
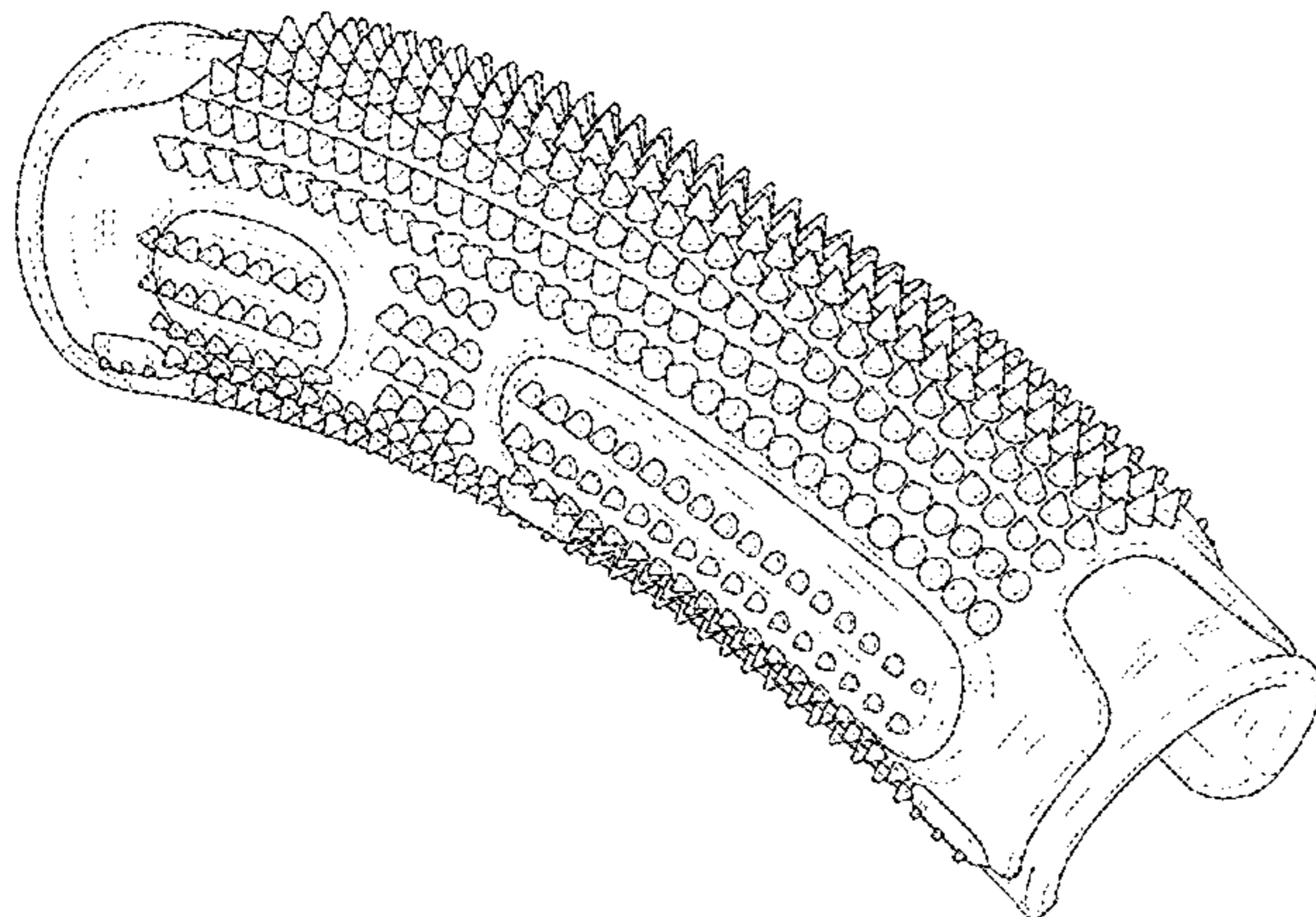
(57) **CLAIM**

The ornamental design for a acupressure handle cover for automobile, as shown and described.

DESCRIPTION

FIG. 1 is a perspective view of an acupressure handle cover for automobile showing my new design;
FIG. 2 is a front view thereof;
FIG. 3 is a rear view thereof;
FIG. 4 is a left side enlarged view thereof;
FIG. 5 is a right side enlarged view thereof;
FIG. 6 is a top view thereof; and,
FIG. 7 is a bottom view thereof.

1 Claim, 7 Drawing Sheets



US D931,169 S

Page 2

(56)

References Cited

U.S. PATENT DOCUMENTS

5,287,767 A * 2/1994 Engelstein B62D 1/06
74/558
D347,282 S * 5/1994 Yoo D24/200
5,327,799 A * 7/1994 Lin B62D 1/06
74/558
D351,235 S * 10/1994 Yoo D24/200
5,393,298 A * 2/1995 Chang A61H 7/001
601/118
D357,952 S * 5/1995 Chen D21/684
D361,132 S * 8/1995 Lee D24/200
D361,695 S * 8/1995 Sutker D7/401.2
D473,683 S * 4/2003 Willinger A01K 15/026
D30/160
D598,562 S * 8/2009 Chen D24/211
D639,430 S * 6/2011 Yoo D24/146
D643,540 S * 8/2011 Jian D24/211
D692,569 S * 10/2013 Samurin D24/214

D805,649 S * 12/2017 Mizelle D24/211
D808,033 S * 1/2018 Clithero D24/211
D809,219 S * 1/2018 Wright A46B 5/02
D30/160
D831,549 S * 10/2018 Simmons D12/177
D837,615 S * 1/2019 Winter D7/624.2
D845,498 S * 4/2019 Johnson D24/211
10,405,521 B2 * 9/2019 Ng A63H 3/02
D902,422 S * 11/2020 Schaefer D24/211
D902,810 S * 11/2020 Lee D12/177
2015/0217794 A1 * 8/2015 Kong B29C 44/08
74/558

OTHER PUBLICATIONS

Samilbnc Co., Ltd., Grace Period Inventor-Originated Disclosure—
35 USC 102(b)(1)(A), [https://www.makuaake.com/project/samilbnc/
communication/](https://www.makuaake.com/project/samilbnc/communication/), Nov. 14, 2019.

* cited by examiner

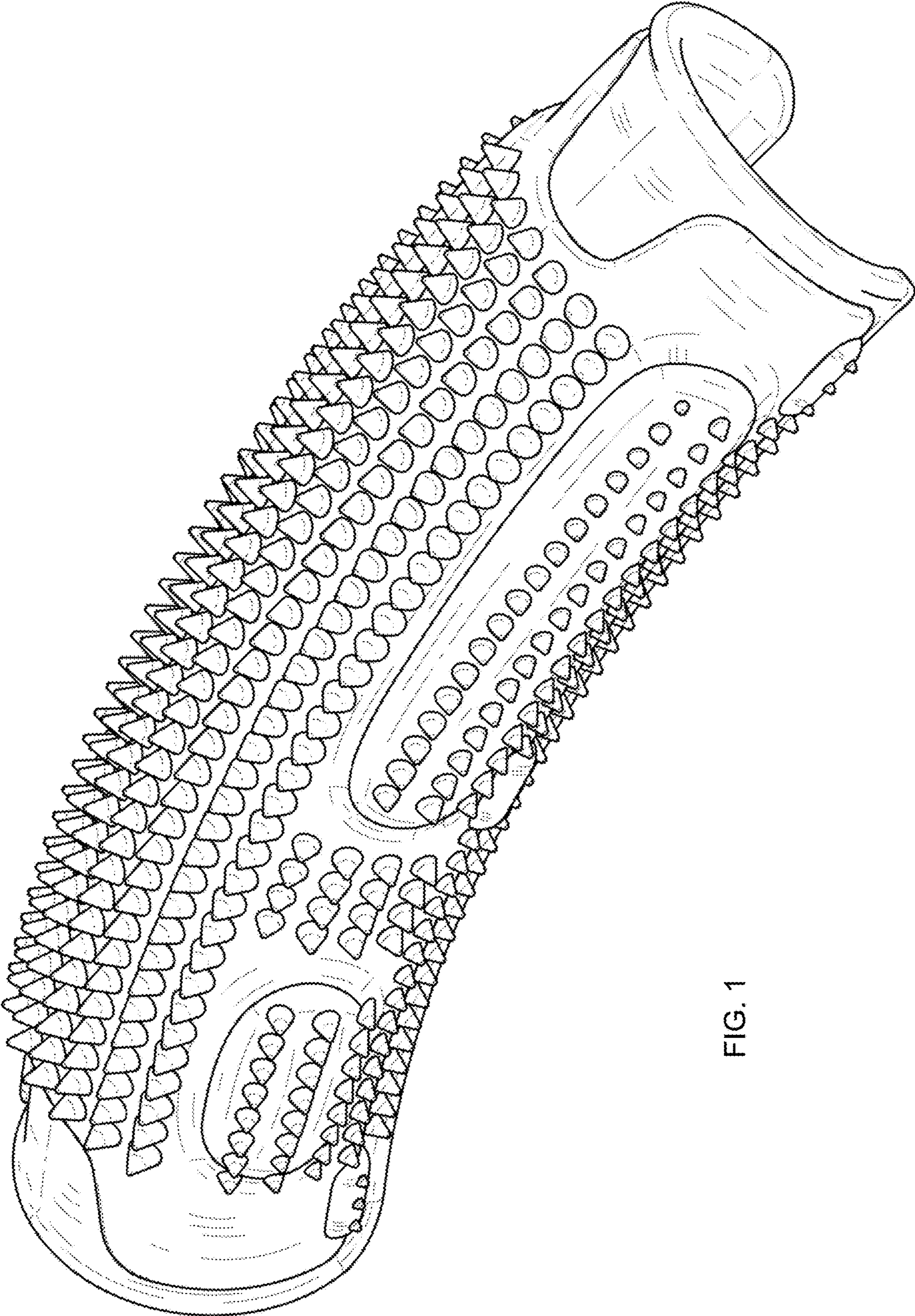


FIG. 1

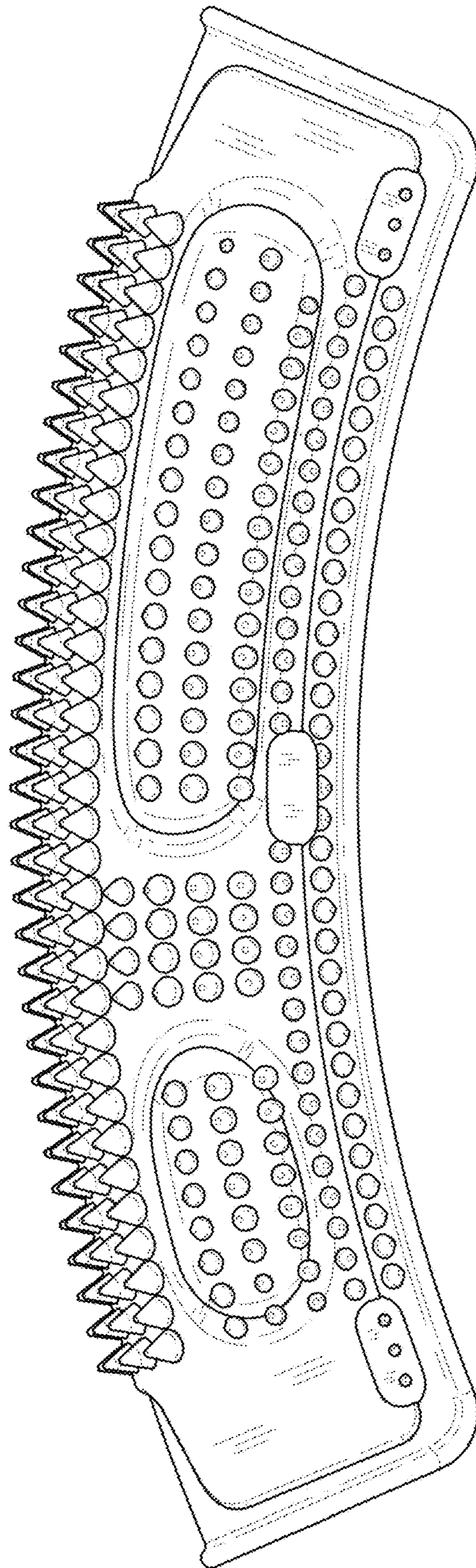


FIG. 2

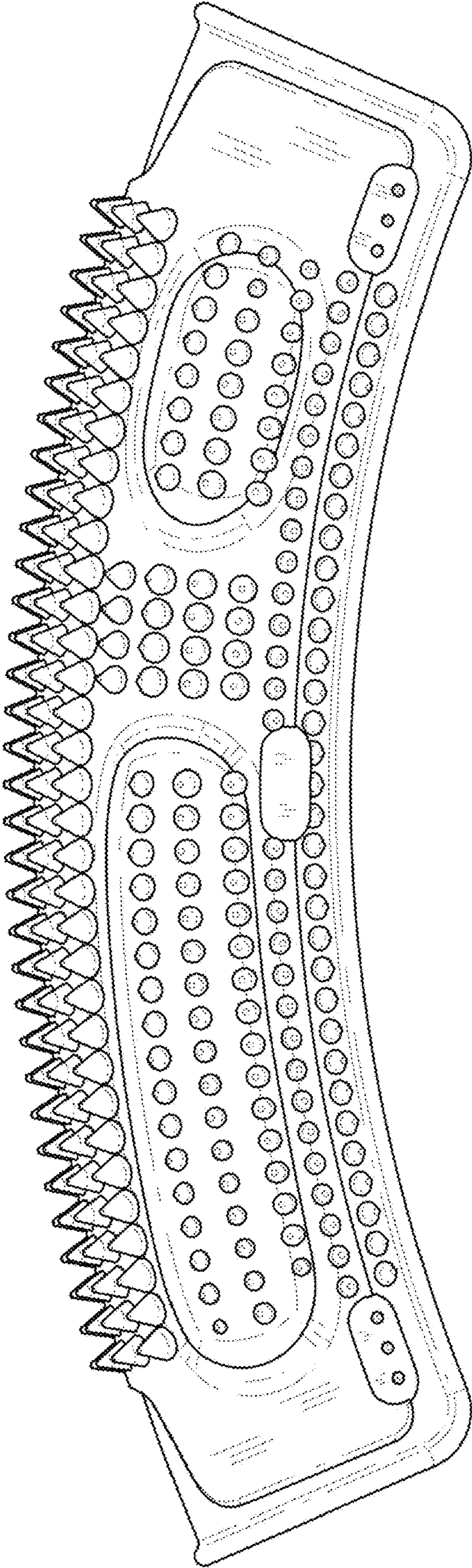


FIG. 3

FIG. 4

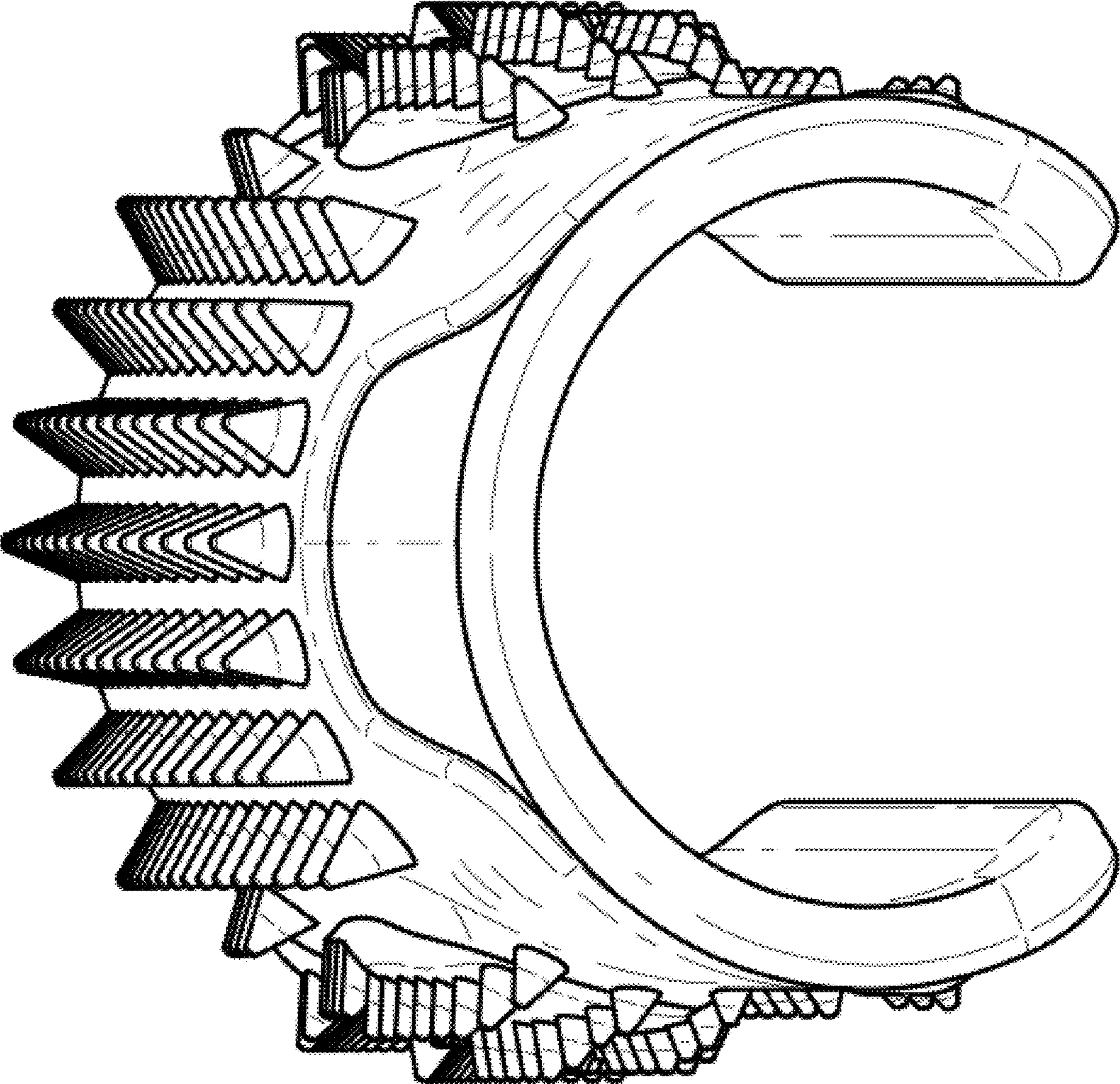
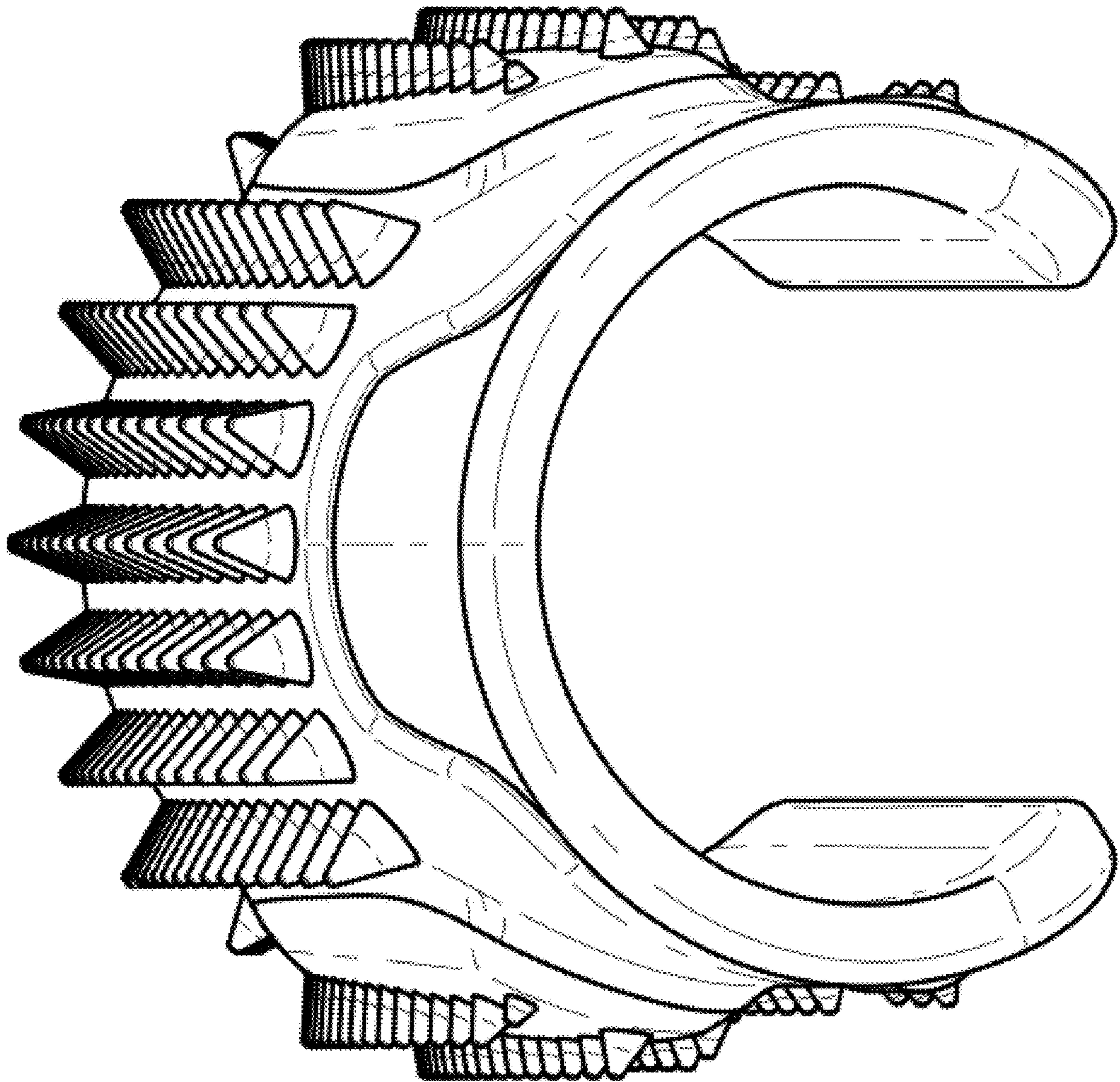


FIG. 5



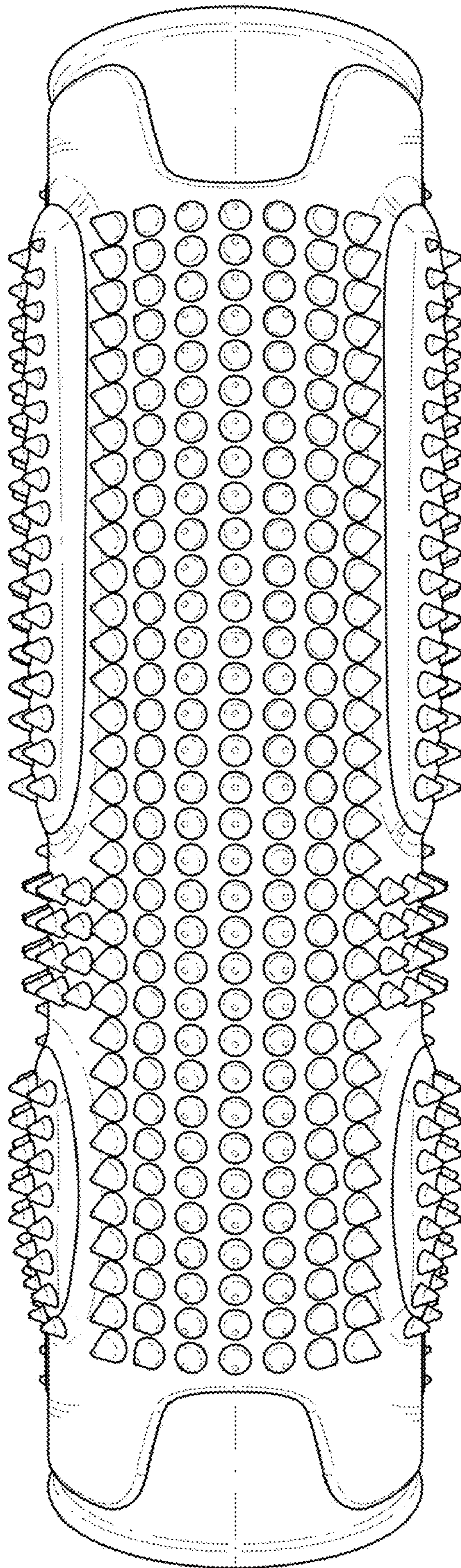


FIG. 6

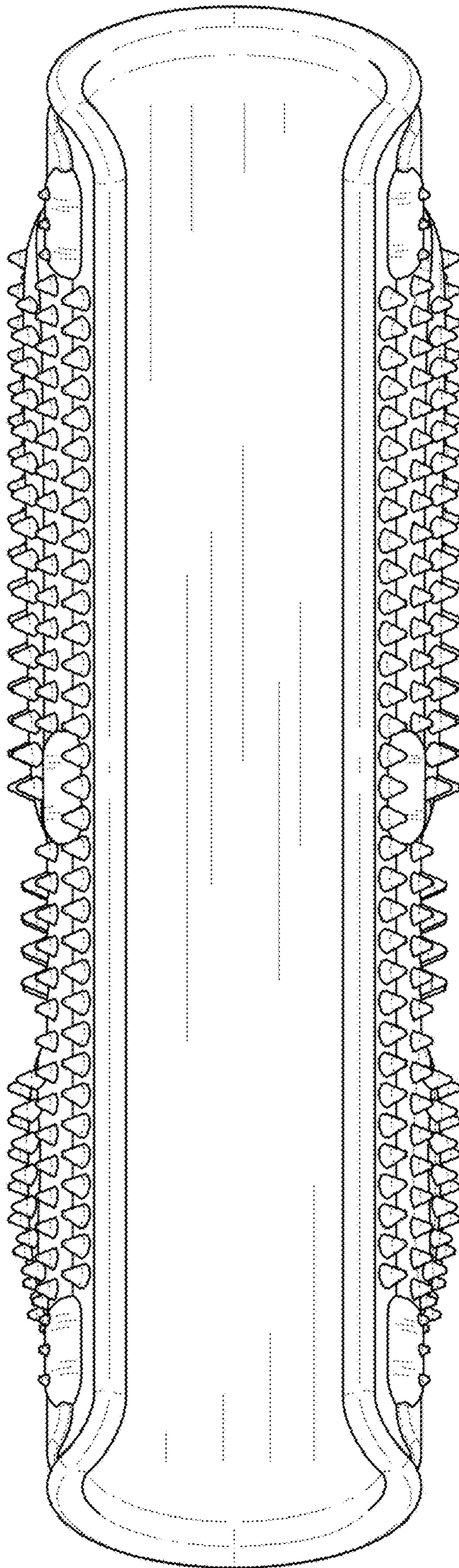


FIG. 7