



US00D931136S

(12) **United States Design Patent** (10) **Patent No.:** **US D931,136 S**
Weiser (45) **Date of Patent:** **** Sep. 21, 2021**

(54) **CIRCULAR-FRAMED WIND CATCHER**
(71) Applicant: **Exhart Environmental Systems, Inc.**,
Chatsworth, CA (US)
(72) Inventor: **Margaret Weiser**, Tarzana, CA (US)
(73) Assignee: **EXHART ENVIRONMENTAL**
SYSTEMS, INC., Chatsworth, CA
(US)

D280,608 S * 9/1985 Boberg D11/128
4,596,726 A * 6/1986 Wrzalinski A47G 33/08
428/102
D297,624 S * 9/1988 Chan D11/141
D297,821 S * 9/1988 Chan D11/141
D335,401 S * 5/1993 Nations D11/131
D390,911 S * 2/1998 Smith D23/214
D391,339 S * 2/1998 Smith D23/214
D403,743 S * 1/1999 Smith D23/214
D410,214 S * 5/1999 Nielsen D11/131

(Continued)

(**) Term: **15 Years**

OTHER PUBLICATIONS

(21) Appl. No.: **29/644,907**
(22) Filed: **Apr. 20, 2018**
(51) **LOC (13) Cl.** **11-02**
(52) **U.S. Cl.**
USPC **D11/141**
(58) **Field of Classification Search**
USPC D11/131, 141; D21/458, 461, 691;
D10/54, 59, 60; D6/309, 386, 347;
D26/138, 141, 154, 88
See application file for complete search history.

Metal Laser Cut Wind Spinner with Stake on QVC, available Apr. 3, 2018, [online], [site visited Mar. 2, 2021]. Available from internet, URL: <https://www.youtube.com/watch?v=kJ7OEOXUTRg> (Year: 2018).*

Primary Examiner — W. A. Teddy Falloway
(74) *Attorney, Agent, or Firm* — Cislo & Thomas, LLP

(57) **CLAIM**

The ornamental design for a circular-framed wind catcher, as shown and described.

(56) **References Cited**

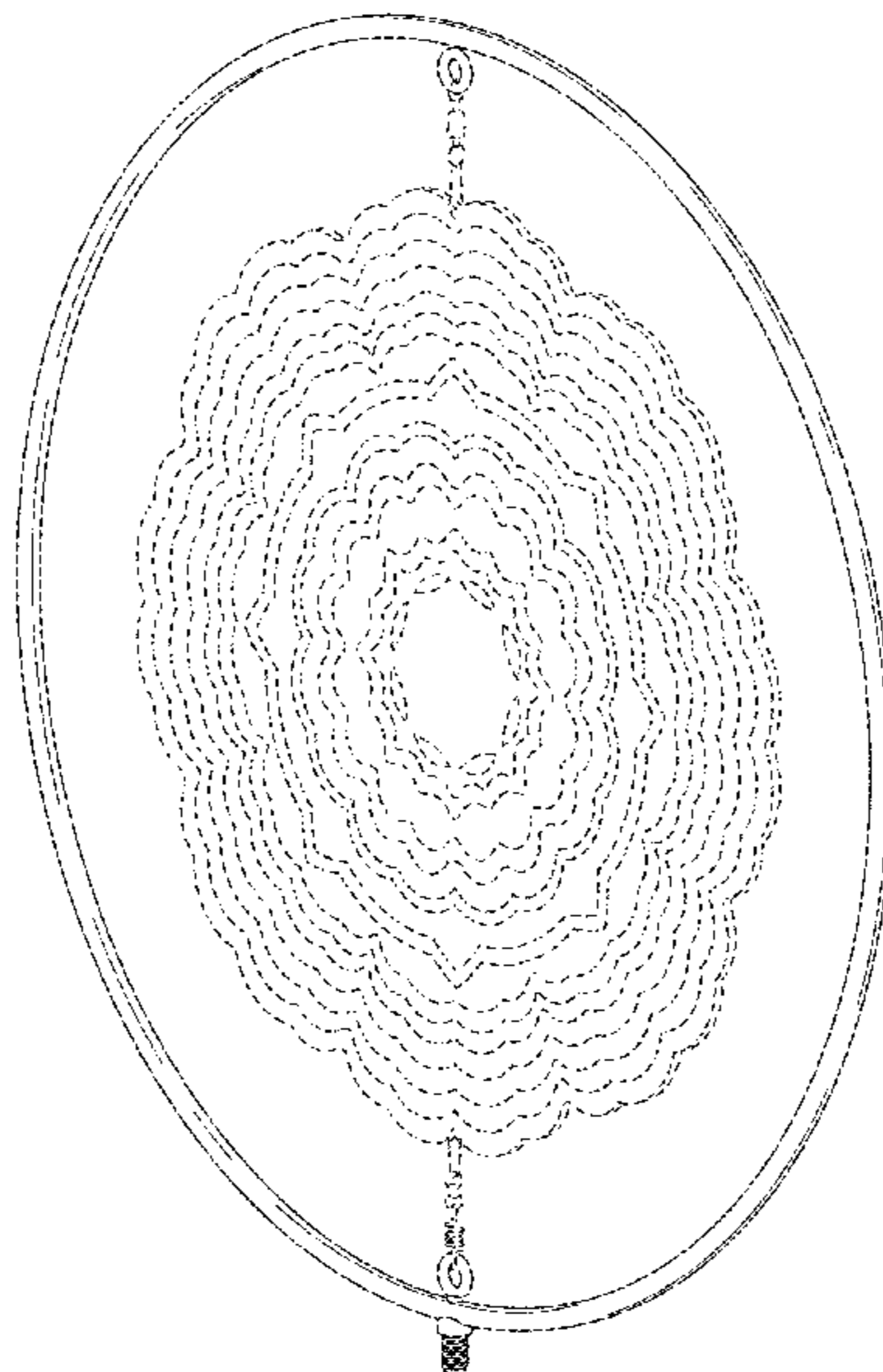
DESCRIPTION

U.S. PATENT DOCUMENTS

D169,125 S * 3/1953 Cheresh D21/467
3,326,551 A * 6/1967 Clarke A63H 33/02
482/81
D225,328 S * 12/1972 Margrill D23/214
4,250,507 A * 2/1981 Wingard H01Q 7/00
343/742
D261,631 S * 11/1981 Immel 428/542.2
D271,953 S * 12/1983 Koch D11/143
D275,432 S * 9/1984 Chan D11/148
D275,627 S * 9/1984 Chan D11/141
D275,707 S * 9/1984 Chan D26/22
D276,322 S * 11/1984 Maxwell D11/118
D277,247 S * 1/1985 Chan D11/141
D277,435 S * 2/1985 Chan D11/141
D278,008 S * 3/1985 Chan D11/141

FIG. 1 is a perspective view of the circular-framed wind catcher;
FIG. 2 is a front view thereof;
FIG. 3 is a rear view thereof;
FIG. 4 is a left side view thereof;
FIG. 5 is a right side view thereof;
FIG. 6 is a top view thereof; and
FIG. 7 is a bottom view thereof; and,
FIG. 8 is another perspective view thereof.
The broken line portions of the disclosure are included for the purpose of illustrating environment and form no part of the claimed design.

1 Claim, 6 Drawing Sheets



(56)

References Cited

U.S. PATENT DOCUMENTS

D412,200 S * 7/1999 Gleason D23/214
D412,554 S * 8/1999 Gleason D23/214
D412,735 S * 8/1999 Gleason D23/214
6,109,546 A * 8/2000 Ormiston B05B 3/06
239/245
D436,396 S * 1/2001 Hui-Chen D23/214
6,202,937 B1 * 3/2001 King B05B 1/207
239/17
D441,423 S * 5/2001 Goknur D23/214
D444,205 S * 6/2001 Davis D23/214
D445,479 S * 7/2001 Thomas D23/214
D448,449 S * 9/2001 Jacobs D23/214
6,422,913 B1 * 7/2002 Trejo A63H 33/40
40/479
D462,110 S * 8/2002 King D23/214
6,588,679 B1 * 7/2003 King B05B 1/207
239/17
D488,208 S * 4/2004 Cook D23/214
D500,964 S * 1/2005 Lach D11/131
D533,105 S * 12/2006 Lach D11/131
D565,455 S * 4/2008 Chan D11/141
D566,000 S * 4/2008 Chan D11/141
7,766,284 B2 * 8/2010 Boschetto A01G 5/04
248/27.8
D641,654 S * 7/2011 Hawkinson D11/144
D842,945 S * 3/2019 Leder D21/691
D844,729 S * 4/2019 Fischer D21/797
D851,293 S * 6/2019 Anderson D26/10
D862,641 S * 10/2019 Smith, Sr. D23/214
D866,044 S * 11/2019 Anastasiades D26/88
D866,046 S * 11/2019 Anastasiades D26/88
D866,048 S * 11/2019 Anastasiades D26/88
D911,214 S * 2/2021 Liu D11/141
2015/0295323 A1 * 10/2015 Garcia H01Q 21/20
343/732

* cited by examiner

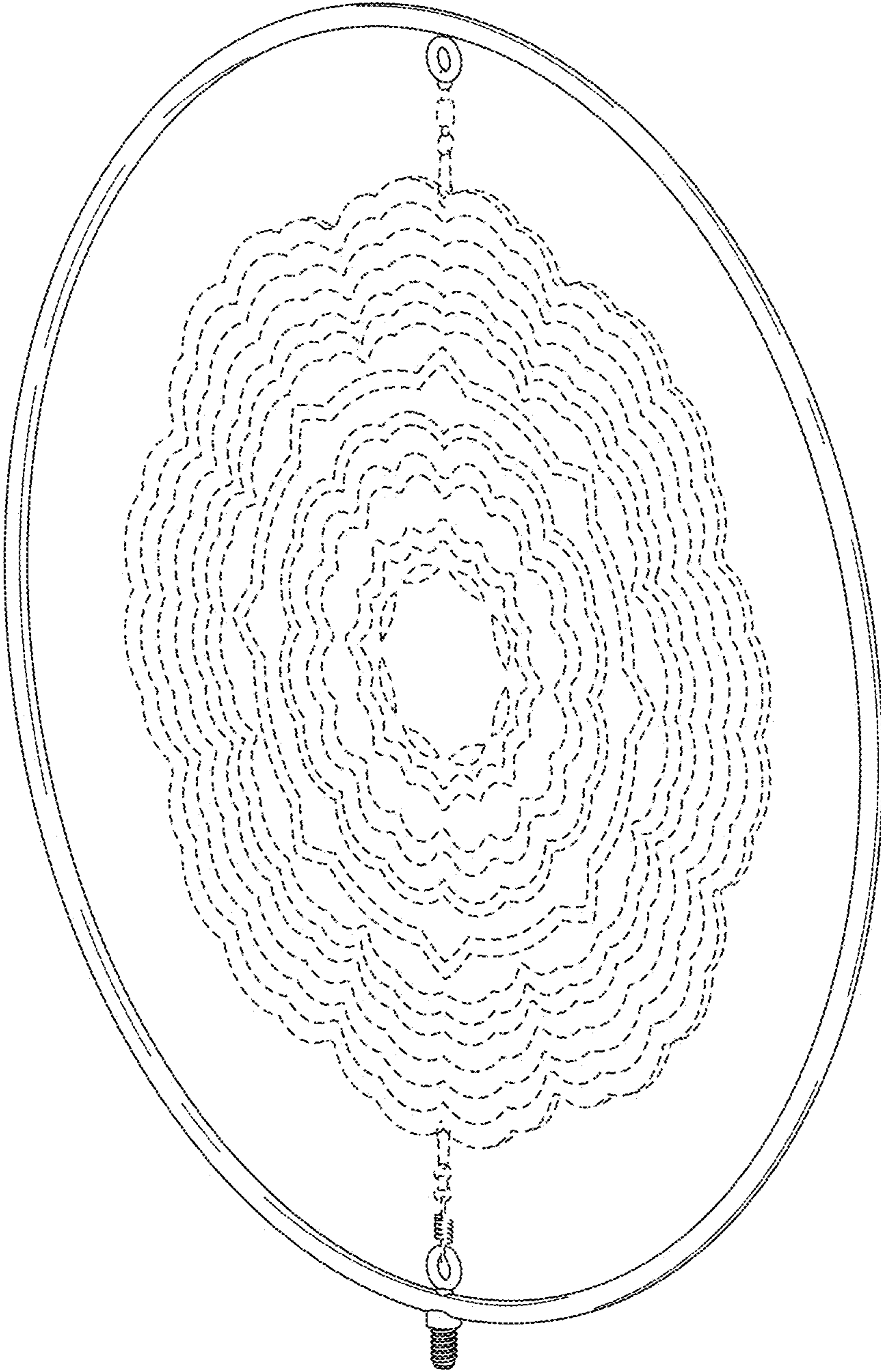


Fig. 1




Fig. 2




Fig. 3

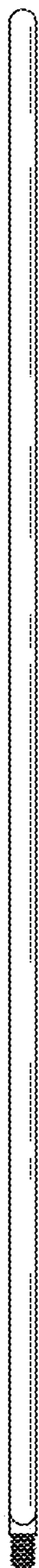


Fig. 4




Fig. 5



Fig. 6



Fig. 7

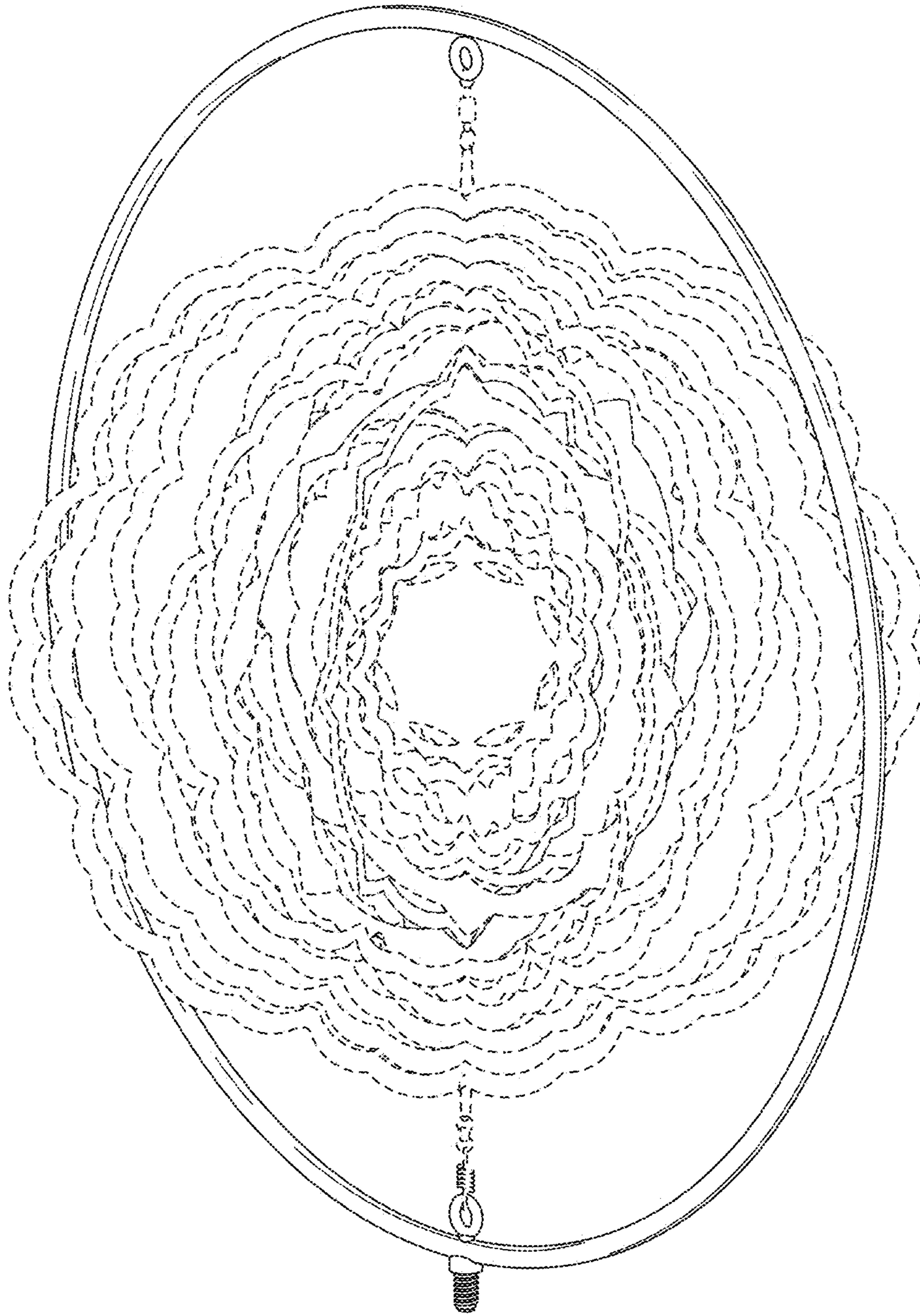


Fig. 8