



US00D931134S

(12) **United States Design Patent** (10) **Patent No.:** **US D931,134 S**
Fillon (45) **Date of Patent:** **** Sep. 21, 2021**

- (54) **ARTICLE OF JEWELRY**
- (71) Applicant: **CARTIER INTERNATIONAL AG,**
Steinhausen (CH)
- (72) Inventor: **Arnaud Fillon,** Paris (FR)
- (73) Assignee: **CARTIER INTERNATIONAL AG,**
Steinhausen (CH)
- (**) Term: **15 Years**
- (21) Appl. No.: **29/774,962**
- (22) Filed: **Mar. 19, 2021**

- D123,109 S 10/1940 Garfinkel
- D128,297 S 4/1941 Healy
- D129,407 S 9/1941 Wilmarth
- D152,491 S 1/1949 Ostier
- D230,625 S 3/1974 Mechanic
- D254,273 S 2/1980 Lawrence
- D300,675 S 4/1989 Sacher
- 4,977,757 A 12/1990 Mesica et al.
- D378,501 S 3/1997 Garzi
- D400,465 S 11/1998 Maurizio et al.
- D405,380 S 2/1999 Maurizio et al.
- D447,436 S 9/2001 Park
- D684,496 S 6/2013 Haimoff
- D791,006 S 7/2017 Ramsey
- D804,982 S 12/2017 Bonner
- D804,983 S 12/2017 Bonner
- D813,706 S 3/2018 Bonner
- D813,707 S 3/2018 Bonner
- D815,553 S 4/2018 Fillon

Related U.S. Application Data

- (62) Division of application No. 29/692,882, filed on May 29, 2019, now Pat. No. Des. 915,931.

Foreign Application Priority Data

- (30) Nov. 29, 2018 (WO) WIPO77635

- (51) **LOC (13) Cl.** **11-01**

- (52) **U.S. Cl.**
USPC **D11/26**

- (58) **Field of Classification Search**

USPC D11/1-20, 26-39, 40, 43, 91, 92
 CPC A44C 5/00; A44C 5/0084; A44C 5/0092;
 A44C 7/00; A44C 7/001; A44C 7/002;
 A44C 9/00; A44C 9/0007; A44C 9/0015;
 A44C 9/0023; A44C 9/003; A44C
 9/0053; A44C 9/0061; A44C 9/02; A44C
 15/003; A44C 15/0035

See application file for complete search history.

- (56) **References Cited**

U.S. PATENT DOCUMENTS

- D106,976 S 11/1937 Hokerk
- D119,638 S 3/1940 Ornstein

(Continued)

OTHER PUBLICATIONS

Jul. 27, 2020 Restriction Election Issued in U.S. Appl. No. 29/692,882.

Primary Examiner — Llorellys Martinez

(74) *Attorney, Agent, or Firm* — Oliff PLC

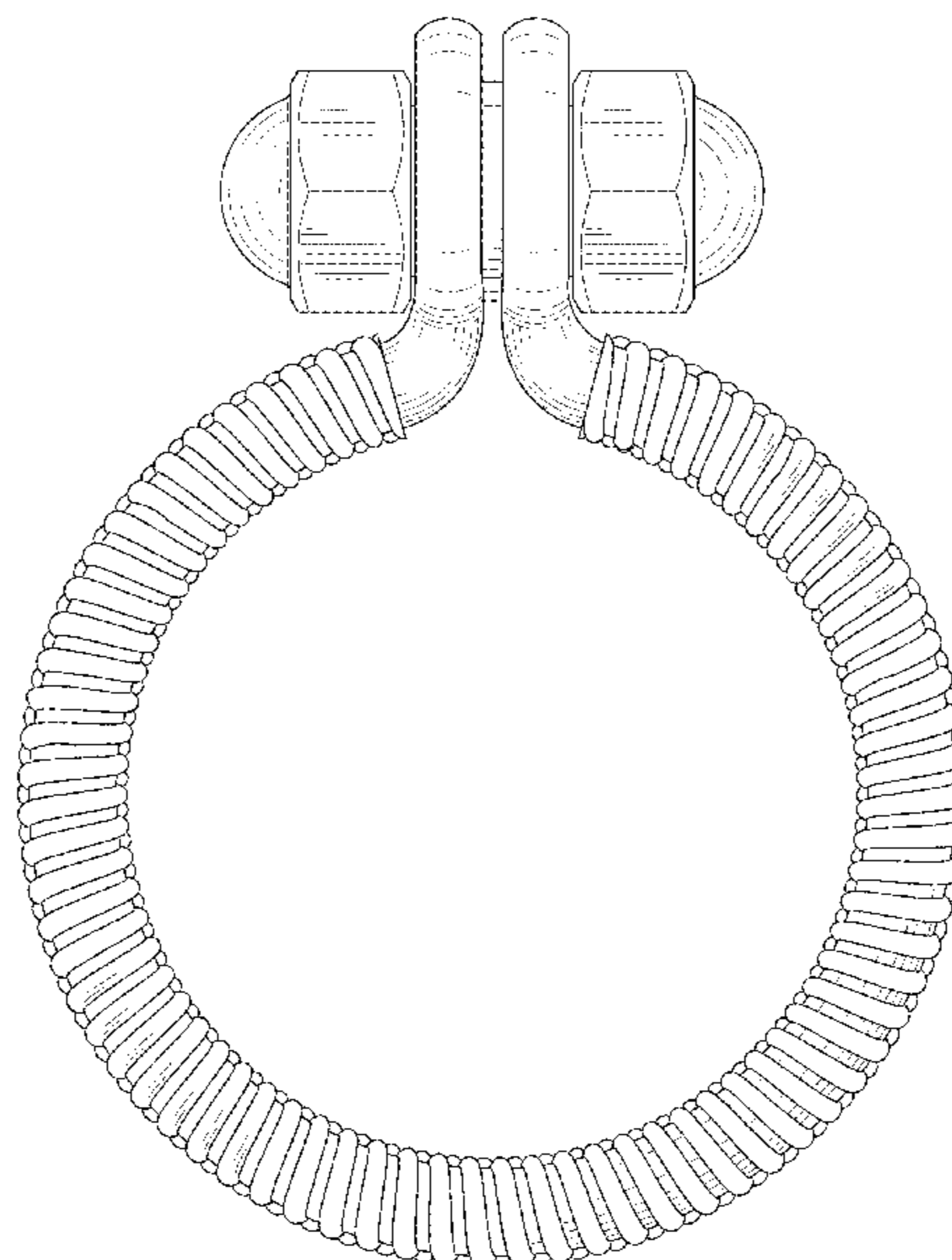
- (57) **CLAIM**

The ornamental design for an article of jewelry, as shown and described.

DESCRIPTION

FIG. 1 is a front elevational view of an article of jewelry, showing the new design;
 FIG. 2 is a top plan view thereof;
 FIG. 3 is a bottom plan view thereof;
 FIG. 4 is a left-side elevational view thereof, the right-side elevational view (not provided) being identical thereto; and,
 FIG. 5 is a front, right-side, top perspective view thereof.

1 Claim, 4 Drawing Sheets



(56)

References Cited

U.S. PATENT DOCUMENTS

D815,974 S	4/2018	Bonner	
D824,274 S	7/2018	Trafton et al.	
D825,371 S	8/2018	Bonner	
D825,372 S	8/2018	Bonner	
D872,618 S	1/2020	Atkinson et al.	
D877,642 S	3/2020	Fillon	
D888,597 S	6/2020	Fillon	
D915,931 S *	4/2021	Fillon	D11/34

* cited by examiner

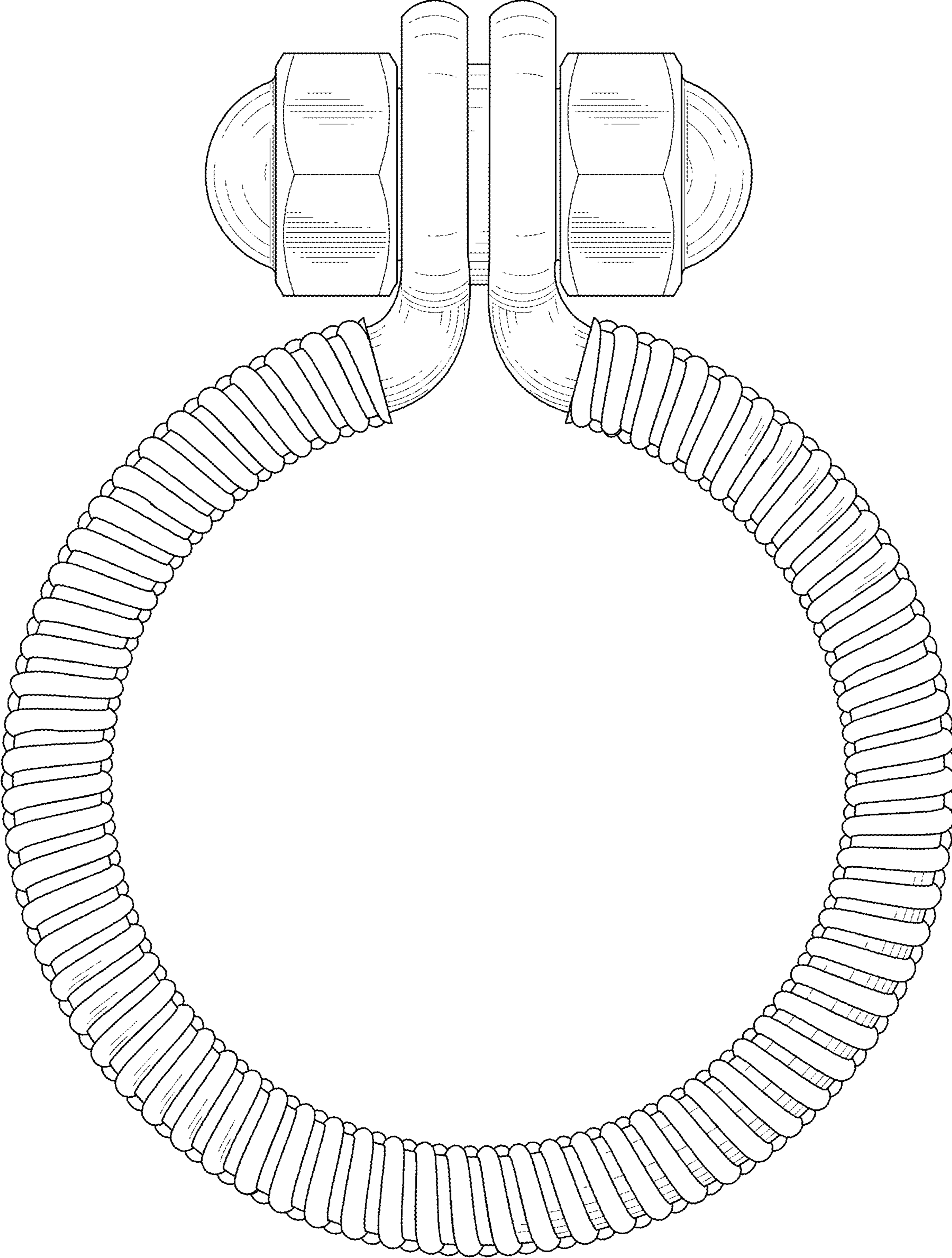


FIG. 1

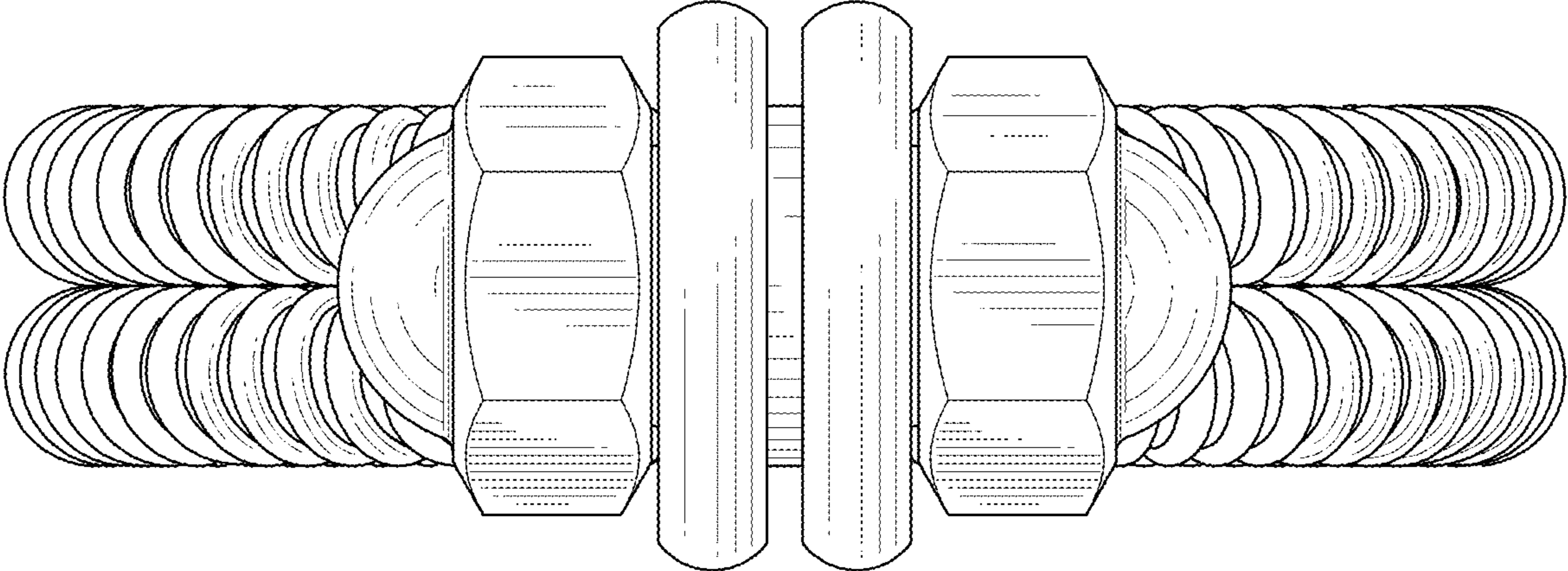


FIG. 2

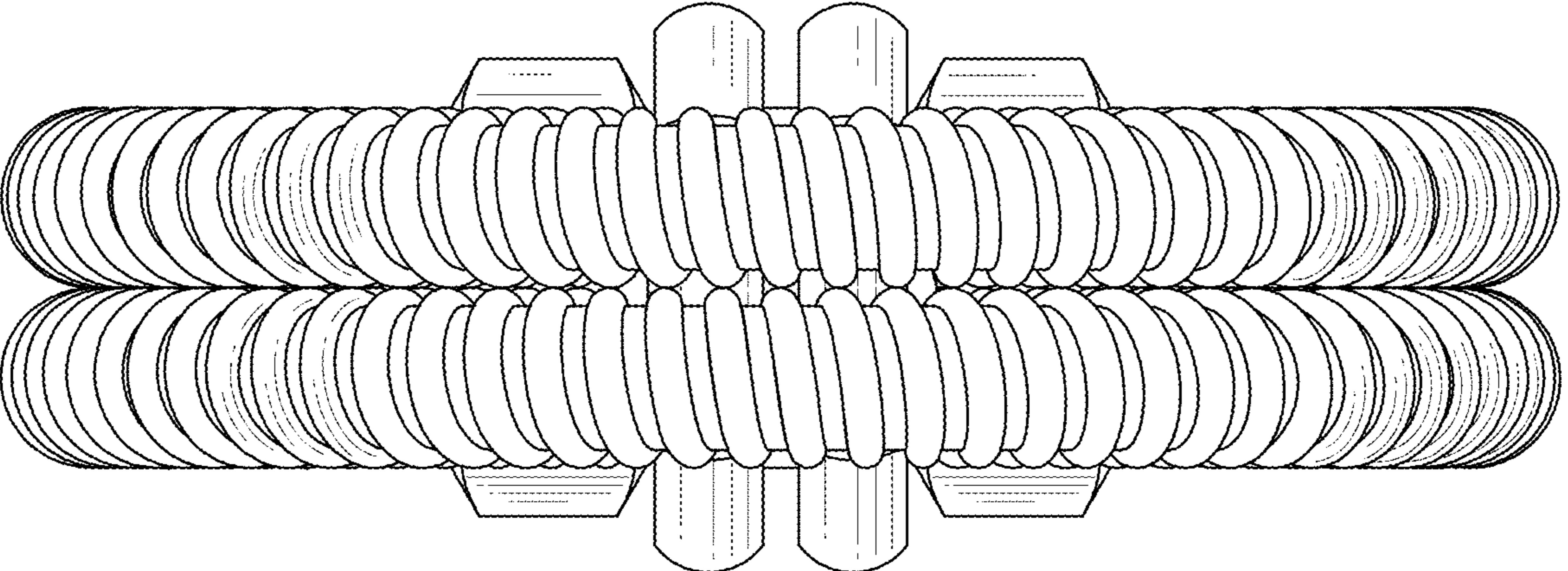


FIG. 3

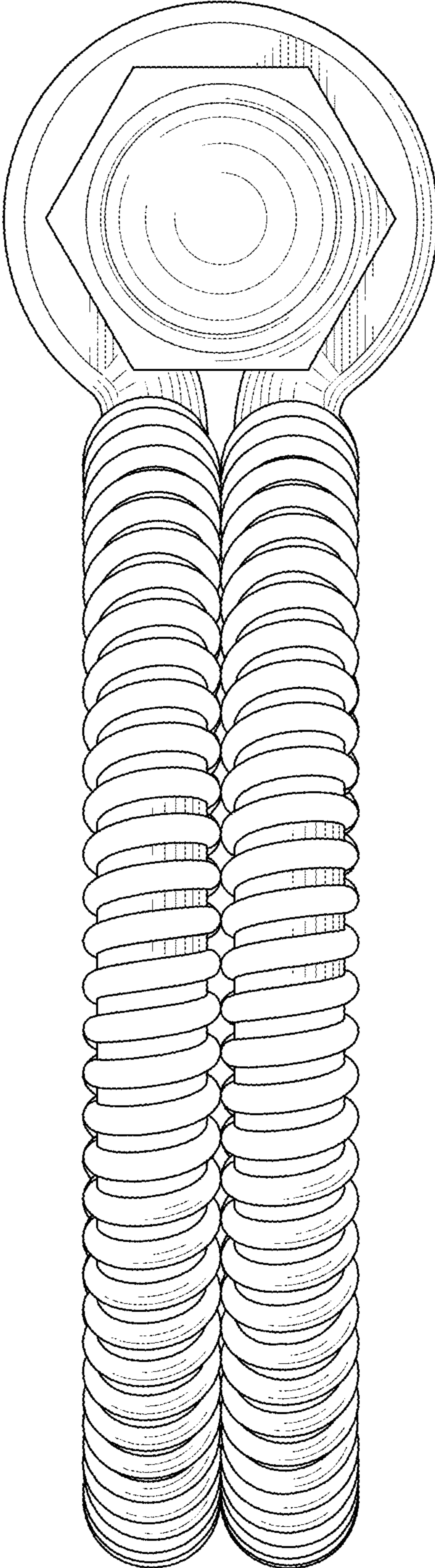


FIG. 4

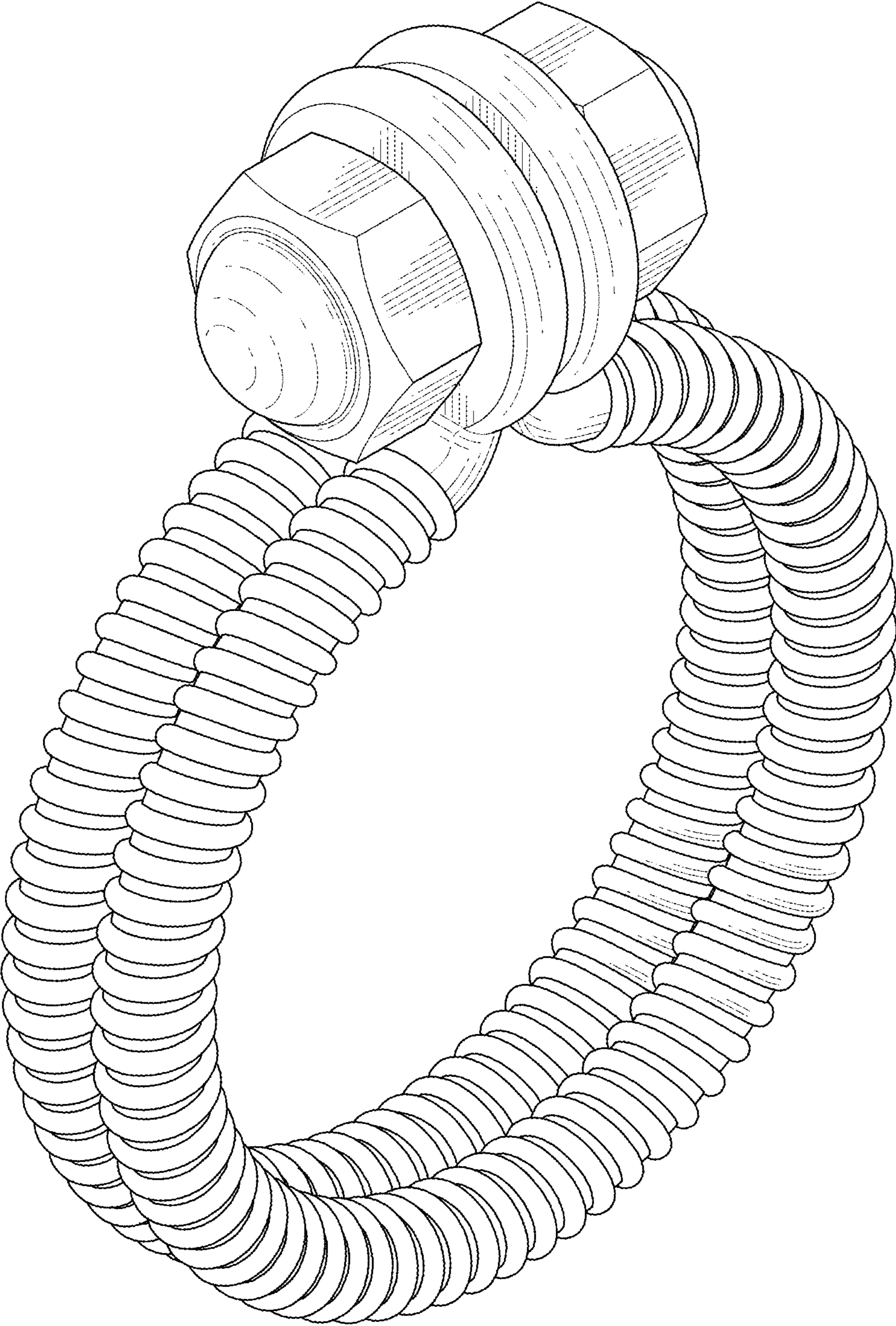


FIG. 5