



US00D931131S

(12) **United States Design Patent** (10) **Patent No.:** **US D931,131 S**
Liu (45) **Date of Patent:** **** Sep. 21, 2021**

(54) **X SHAPE SMARTWATCH BAND**
(71) Applicant: **SHENZHEN TIANHUOTONGREN TECHNOLOGY CO., LTD.**, Shenzhen (CN)
(72) Inventor: **Weiyan Liu**, Shenzhen (CN)
(73) Assignee: **SHENZHEN TIANHUOTONGREN TECHNOLOGY CO., LTD.**, Shenzhen (CN)

(**) Term: **15 Years**
(21) Appl. No.: **29/752,401**
(22) Filed: **Sep. 27, 2020**
(51) **LOC (13) Cl.** **11-01**
(52) **U.S. Cl.**
USPC **D11/3**
(58) **Field of Classification Search**
USPC D11/1-25, 86, 93, 94; D10/30-39, 70, D10/46; D24/186, 167; D14/344
CPC G04B 37/1486; G04B 37/16; G04B 37/18; A44C 5/14; A44C 5/0053; A44C 5/0069; A44C 5/0076; A44C 5/00; A44C 5/0007; A44C 5/0015; A44C 5/0023; A44C 5/003; A44C 5/0061; A44C 5/12; A44C 5/147; A44C 5/18; A44C 5/185
See application file for complete search history.

(56) **References Cited**
U.S. PATENT DOCUMENTS
D753,008 S * 4/2016 Akana D11/3
D762,125 S * 7/2016 Gruosi D10/32
D778,198 S * 2/2017 Verdeille D11/4

D779,998 S * 2/2017 Rosenbaum D11/5
D780,034 S * 2/2017 Kwon D11/40
D780,178 S * 2/2017 Kwak D14/344
D792,262 S * 7/2017 Rosenbaum D11/5
D813,076 S * 3/2018 Akana D11/5
D815,089 S * 4/2018 Grening
D832,131 S * 10/2018 Hu D11/4
D886,097 S * 6/2020 Choplin et al.
D888,596 S * 6/2020 Frietsch D11/4
D916,618 S * 4/2021 Coughlin D11/26

OTHER PUBLICATIONS

[Online] https://www.amazon.com/-/es/compatible-1-57-pulgadas-1-49-pulgadas-1-73-pulgadas-1-65-pulgadas/dp/B0871VQK3S/ref=sr_1_3?dchild=1&m=A3VTZJSNXAD65E&qid=1625100280&s=merchant-items&sr=1-3. Posted online Jun. 10, 2021. Retrieved Jun. 30, 2021.*

* cited by examiner

Primary Examiner — Melanie Pellegrini

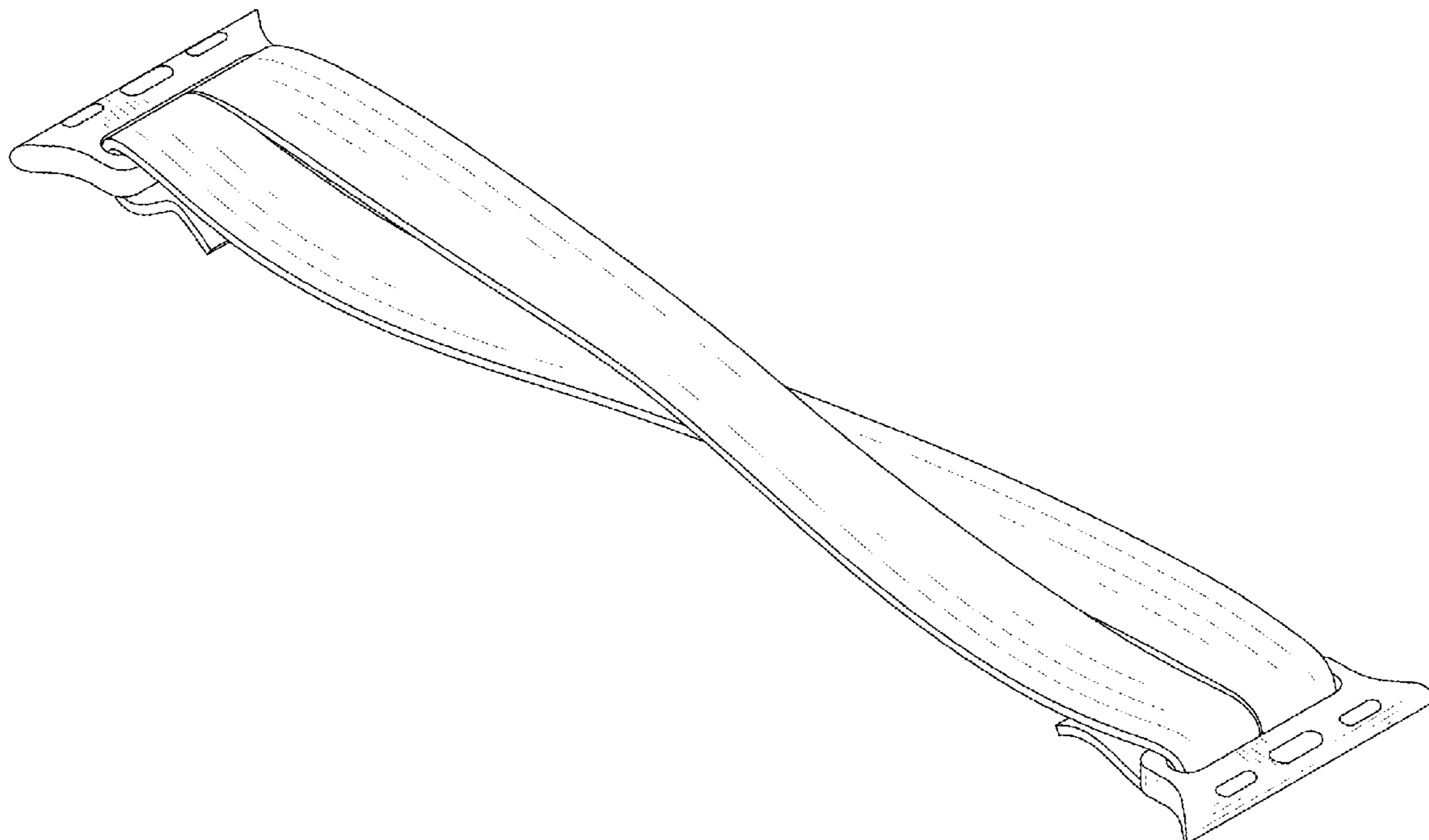
(57) **CLAIM**

The ornamental design for a X shape smartwatch band, as shown and described.

DESCRIPTION

FIG. 1 is a perspective view of an X shape smartwatch band showing my new design;
FIG. 2 is a front view thereof;
FIG. 3 is a back view thereof;
FIG. 4 is a left side view thereof;
FIG. 5 is a right side view thereof;
FIG. 6 is a top plan view thereof; and,
FIG. 7 is a bottom plan view thereof.

1 Claim, 7 Drawing Sheets



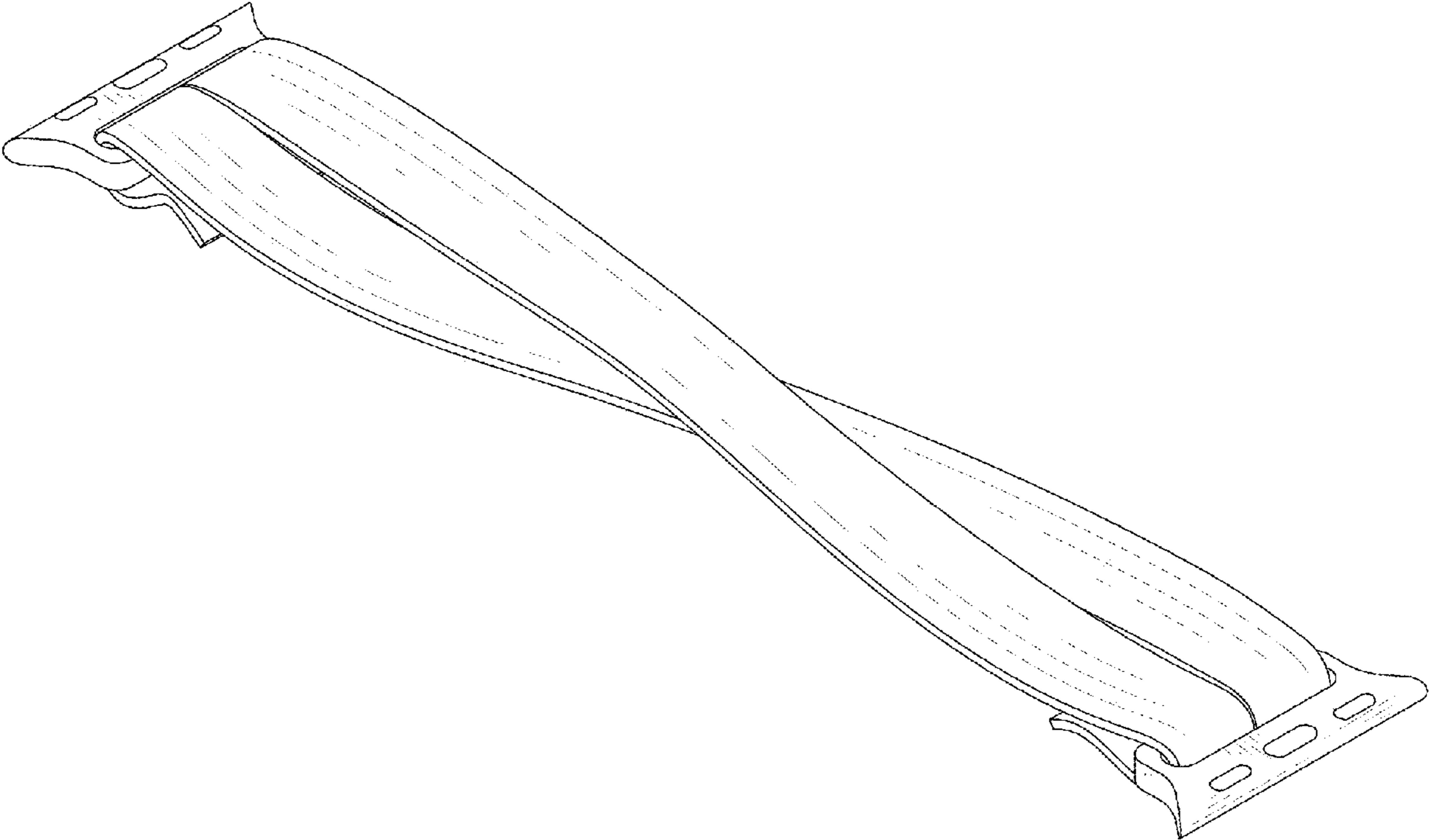


FIG. 1

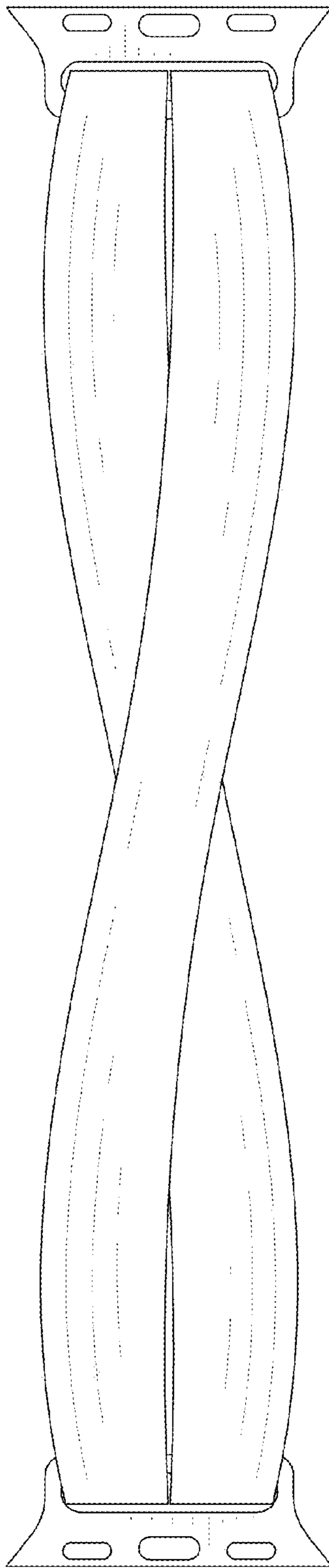


FIG.2

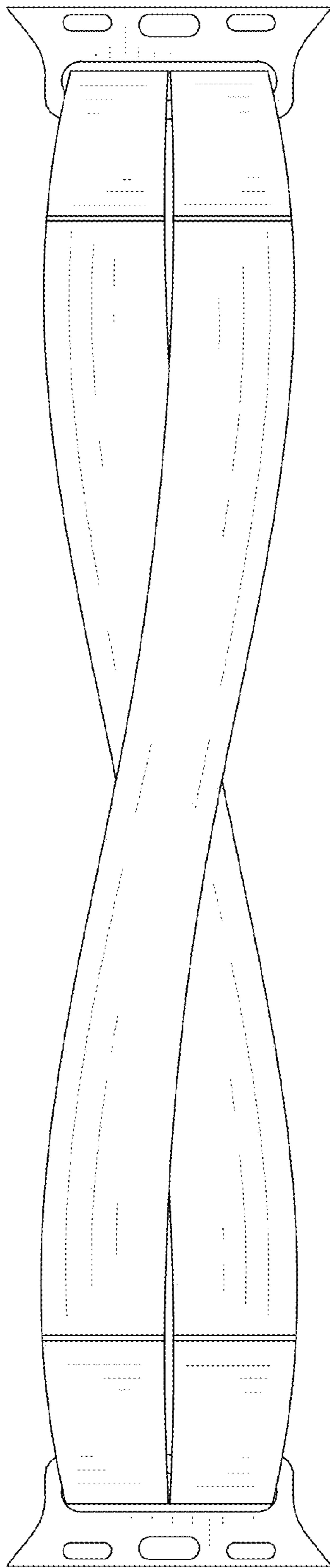


FIG. 3




FIG. 4




FIG. 5

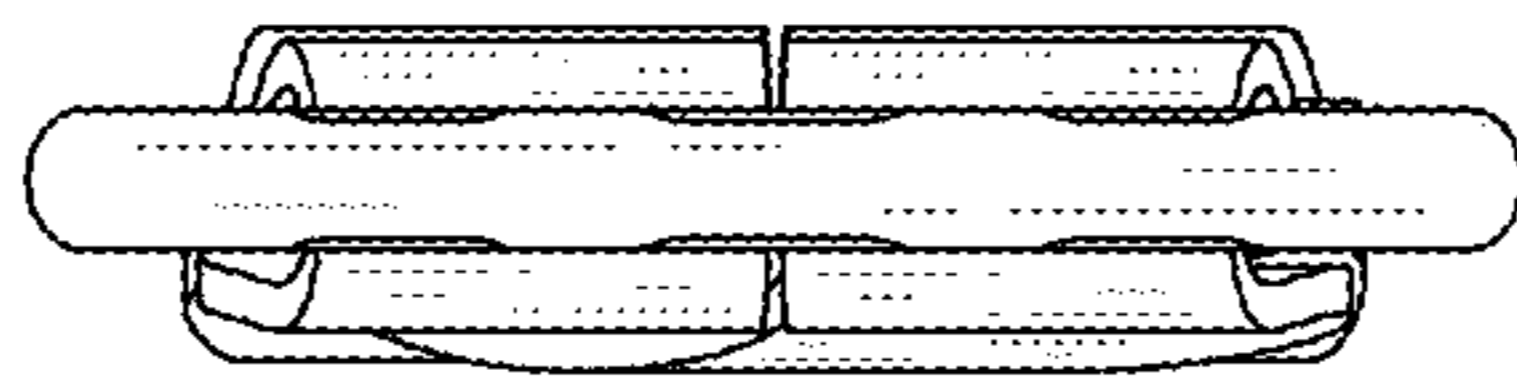


FIG.6

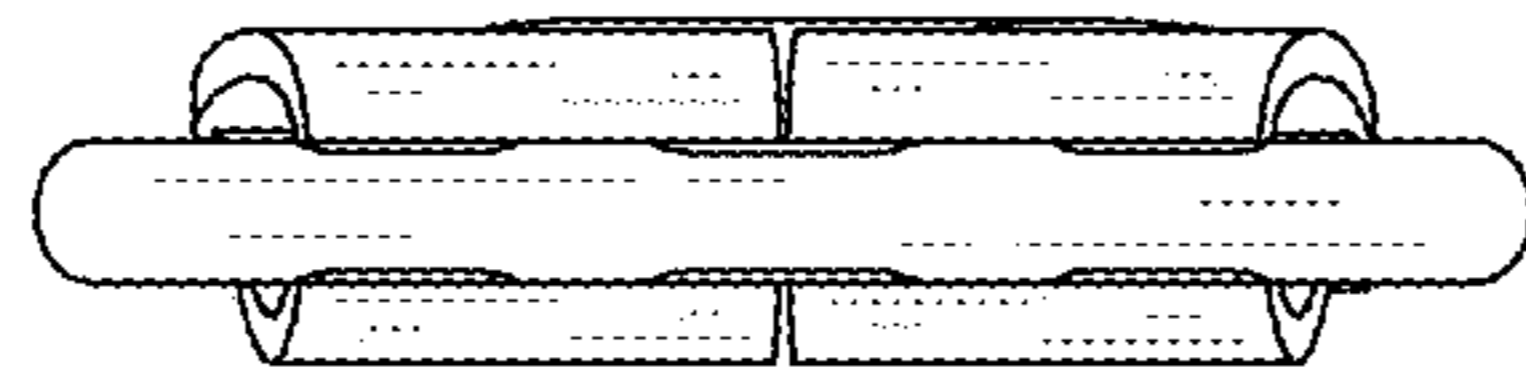


FIG. 7