



US00D931121S

(12) **United States Design Patent** (10) **Patent No.:** **US D931,121 S**
Pan et al. (45) **Date of Patent:** **** Sep. 21, 2021**

(54) **THERMOMETER**

FOREIGN PATENT DOCUMENTS

(71) Applicant: **Zhen Jiang Han Bang Technology Co., Ltd**, Jiangsu (CN)

CN 305159668 * 5/2019

(72) Inventors: **Yinhan Pan**, Jiangsu (CN); **Jing Chen**, Jiangsu (CN)

OTHER PUBLICATIONS

(73) Assignee: **Zhen Jiang Han Bang Technology Co., Ltd**, Jiangsu (CN)

China 2020 Latest Design Smart Bluetooth Wireless BBQ Meat Probe Digital Thermometer <https://xalonn.en.made-in-china.com/productimage/kwTEZFUVCFWr-2f1j00iocfTrIngRkS/China-2020-Latest-Design-Smart-Bluetooth-Wireless-BBQ-Meat-Probe-Digital-Thermometer-with-Free-APP.html> Dec. 2020 (Year: 2020).*

(**) Term: **15 Years**

* cited by examiner

(21) Appl. No.: **29/703,585**

Primary Examiner — Leanne Was-Englehart

(22) Filed: **Aug. 28, 2019**

(74) *Attorney, Agent, or Firm* — Banner & Witcoff, Ltd.

(51) **LOC (13) Cl.** **10-04**

(52) **U.S. Cl.**
USPC **D10/57**

(57) **CLAIM**

(58) **Field of Classification Search**
USPC D10/46, 52, 57
CPC G01K 2207/02; G01K 2207/04; G01K 2207/06; G01K 2207/08; G01K 1/028; G01K 1/08; G01K 7/02; G01K 7/04
See application file for complete search history.

The ornamental design for a thermometer, as shown and described.

DESCRIPTION

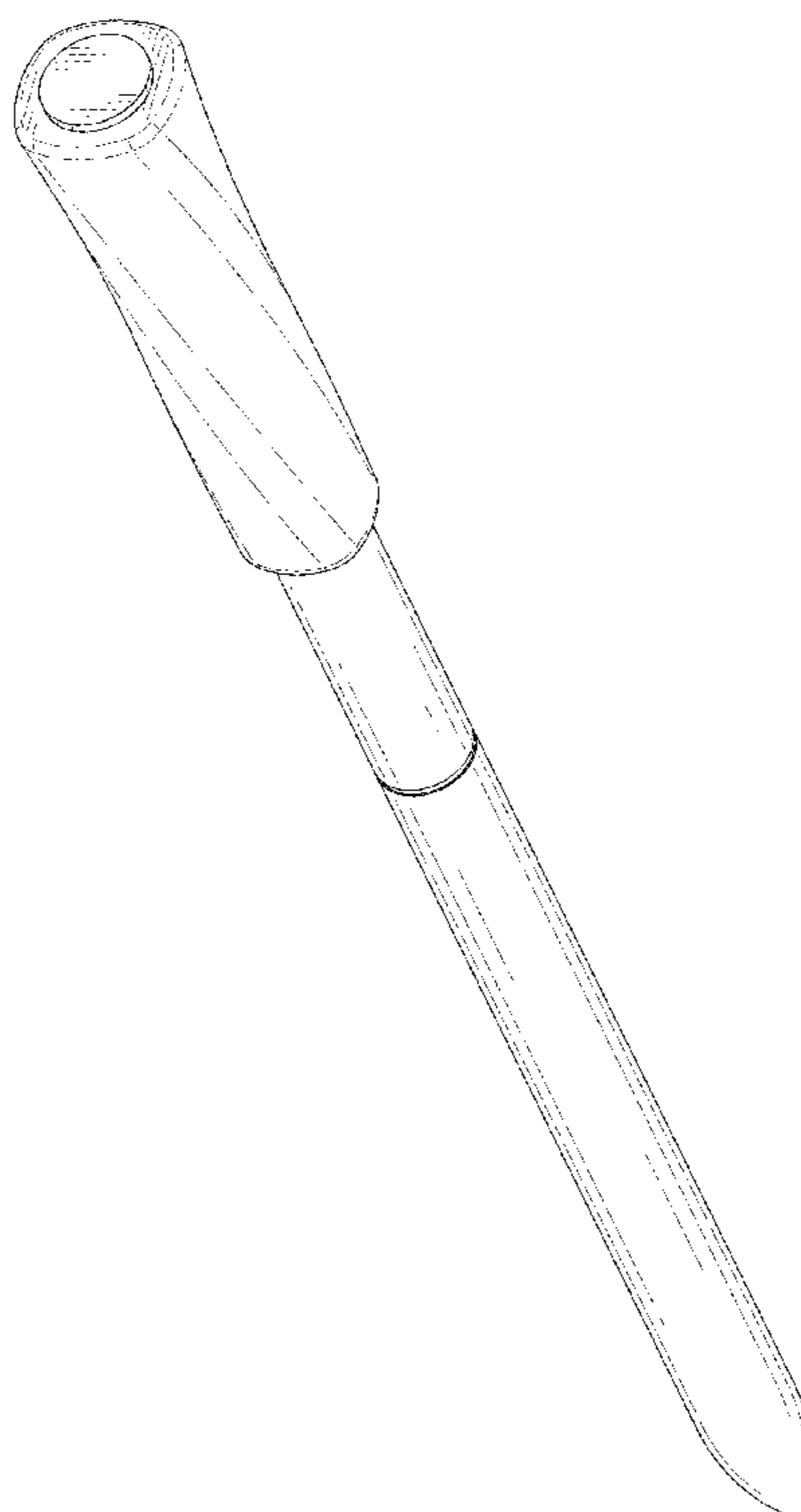
(56) **References Cited**

U.S. PATENT DOCUMENTS

D218,851 S * 9/1970 Sato D10/60
D223,050 S * 3/1972 Sato D10/60
D311,689 S * 10/1990 Ide D10/60
D767,418 S * 9/2016 Pateel D10/57
D795,099 S * 8/2017 Alla D10/57
D807,208 S * 1/2018 Cruz D10/57
10,180,360 B1 * 1/2019 Naranjo G01K 1/024

FIG. 1 is a front, right, top perspective view of a thermometer showing our new design;
FIG. 2 is a front elevational view thereof;
FIG. 3 is a rear elevational view thereof;
FIG. 4 is a left side elevational view thereof;
FIG. 5 is a right side elevational view thereof;
FIG. 6 is a top plan view thereof; and,
FIG. 7 is a bottom plan view thereof.

1 Claim, 7 Drawing Sheets



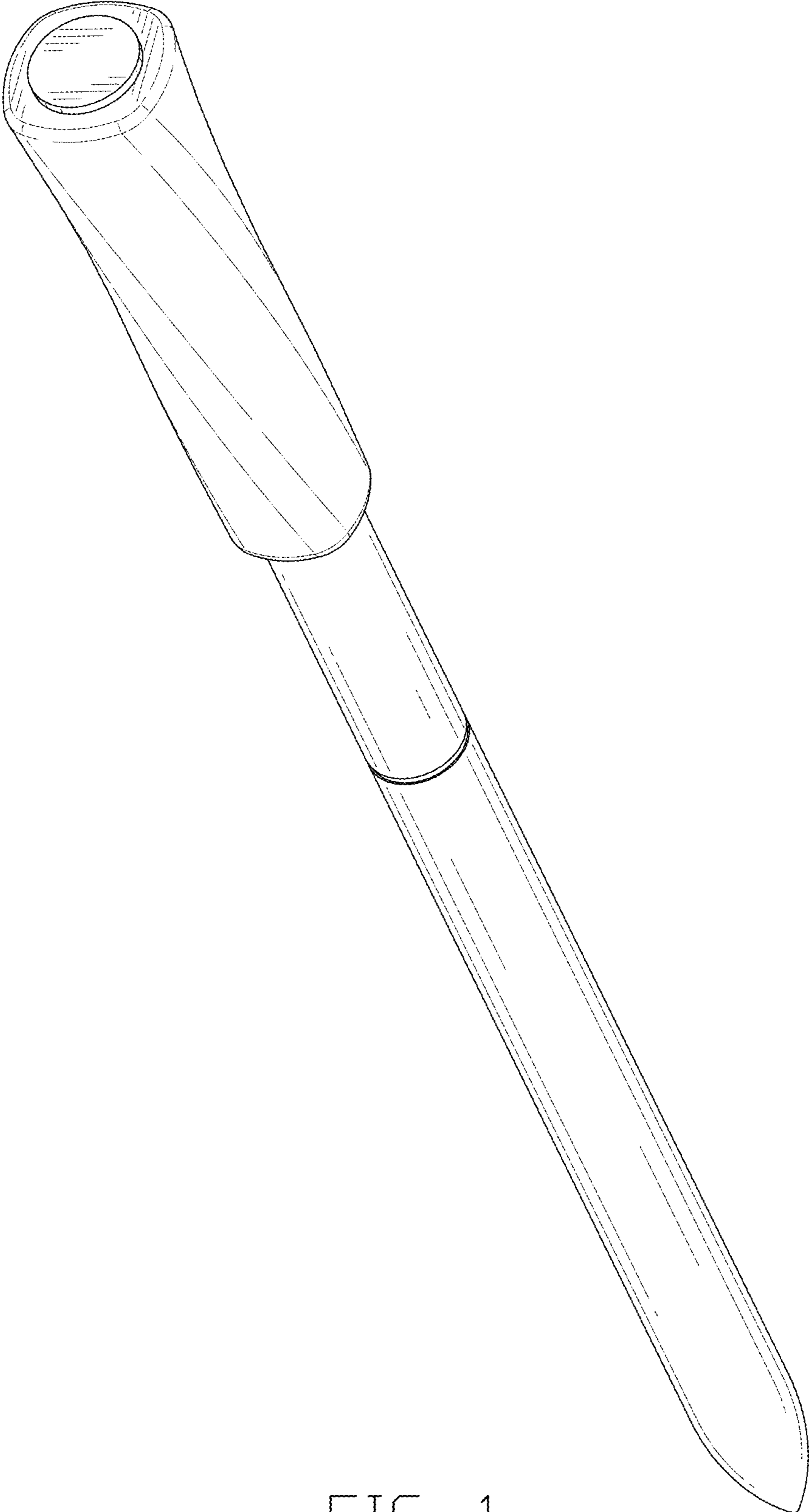


FIG. 1

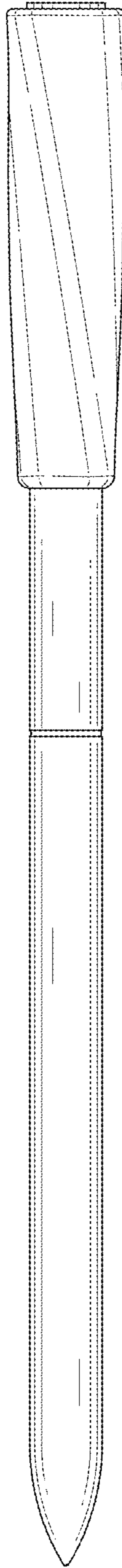


FIG. 2

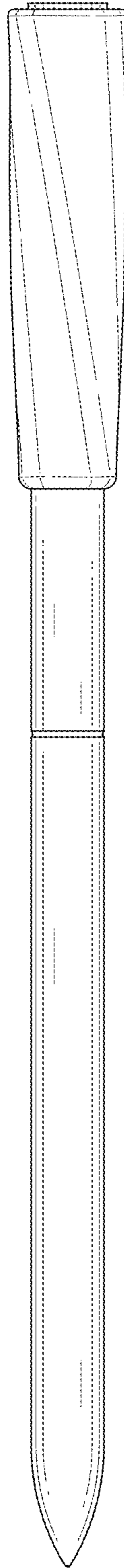


FIG. 3

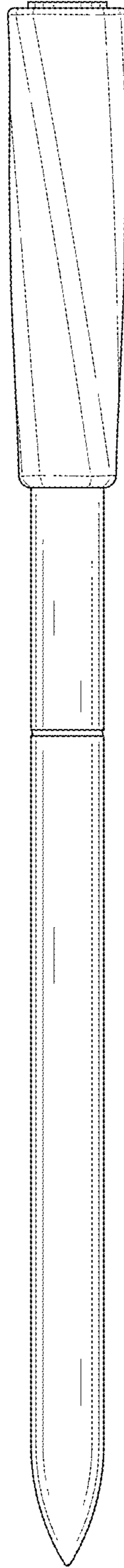


FIG. 4

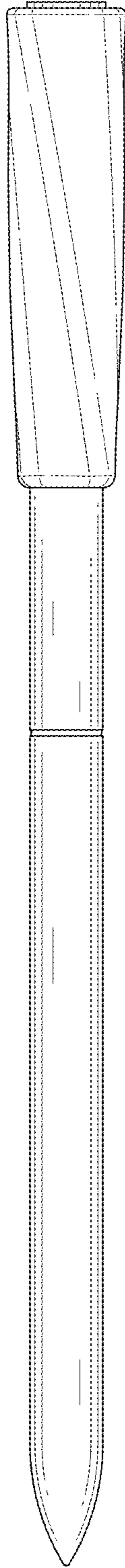


FIG. 5

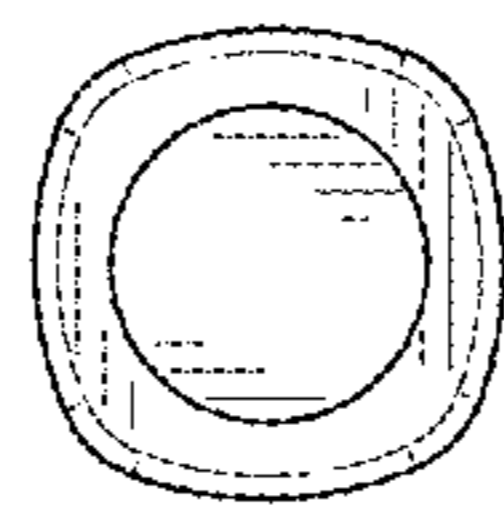


FIG. 6

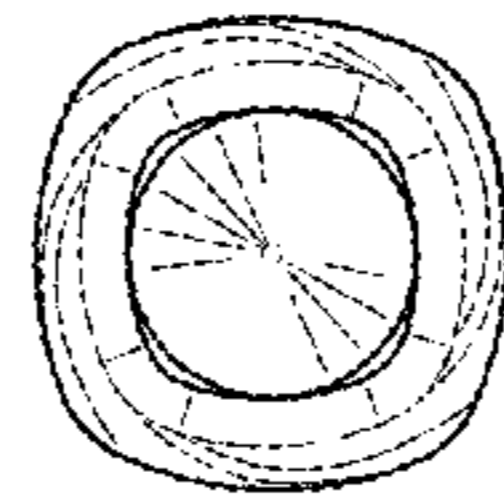


FIG. 7