



US00D931115S

(12) **United States Design Patent**
Nashimoto

(10) **Patent No.:** **US D931,115 S**
(45) **Date of Patent:** **** Sep. 21, 2021**

(54) **WRIST WATCH**
(71) Applicant: **Swarovski Aktiengesellschaft**, Triesen (LI)
(72) Inventor: **Mahito Nashimoto**, Paris (FR)
(73) Assignee: **SWAROVSKI AKTIENGESELLSCHAFT**, Triesen (LI)

6,098,394 A * 8/2000 Hashimoto G04B 37/1486 59/80
D476,580 S * 7/2003 Galvani D10/30
D476,907 S * 7/2003 Galvani D10/32
D510,037 S * 9/2005 Modolo D10/32
D520,378 S * 5/2006 Miotto D10/30
D625,620 S * 10/2010 Chastaingt D10/39
D627,240 S * 11/2010 Strasser D10/30
D629,703 S * 12/2010 Giannini D10/32
D670,575 S * 11/2012 Giannini D10/32
D690,208 S * 9/2013 Sasaki D10/32

(Continued)

(**) Term: **15 Years**

FOREIGN PATENT DOCUMENTS

(21) Appl. No.: **29/687,877**

EM 003729813 * 1/2017

(22) Filed: **Apr. 16, 2019**

Primary Examiner — Katherine Glennon

(30) **Foreign Application Priority Data**

(74) *Attorney, Agent, or Firm* — Baker & McKenzie LLP

Nov. 23, 2018 (LI) 2018-975

(51) **LOC (13) Cl.** **10-02**

(52) **U.S. Cl.**
USPC **D10/32**

(58) **Field of Classification Search**

USPC ... D10/30-39, 121-124, 126, 128, 131-132;
D11/2-7, 14, 16-17, 79-84, 93-94
CPC G04B 19/00; G04B 19/04; G04B 19/10;
G04B 19/103; G04B 19/106; G04B
19/12; G04B 19/223; G04B 19/283;
G04B 37/00; G04B 37/005; G04B
37/0041; G04B 39/002; G04B 39/004;
G04B 39/006; G04B 45/0069; G04B
45/0076; G04B 37/1486; G04G 19/06;
A44C 5/00; A44C 5/0007; A44C 5/0053;
A44C 5/0084; A44C 5/12; A44C 5/14;
A44C 5/00147

See application file for complete search history.

(56) **References Cited**

U.S. PATENT DOCUMENTS

D250,809 S * 1/1979 Perrin D10/39
D356,960 S * 4/1995 Courteault D10/39

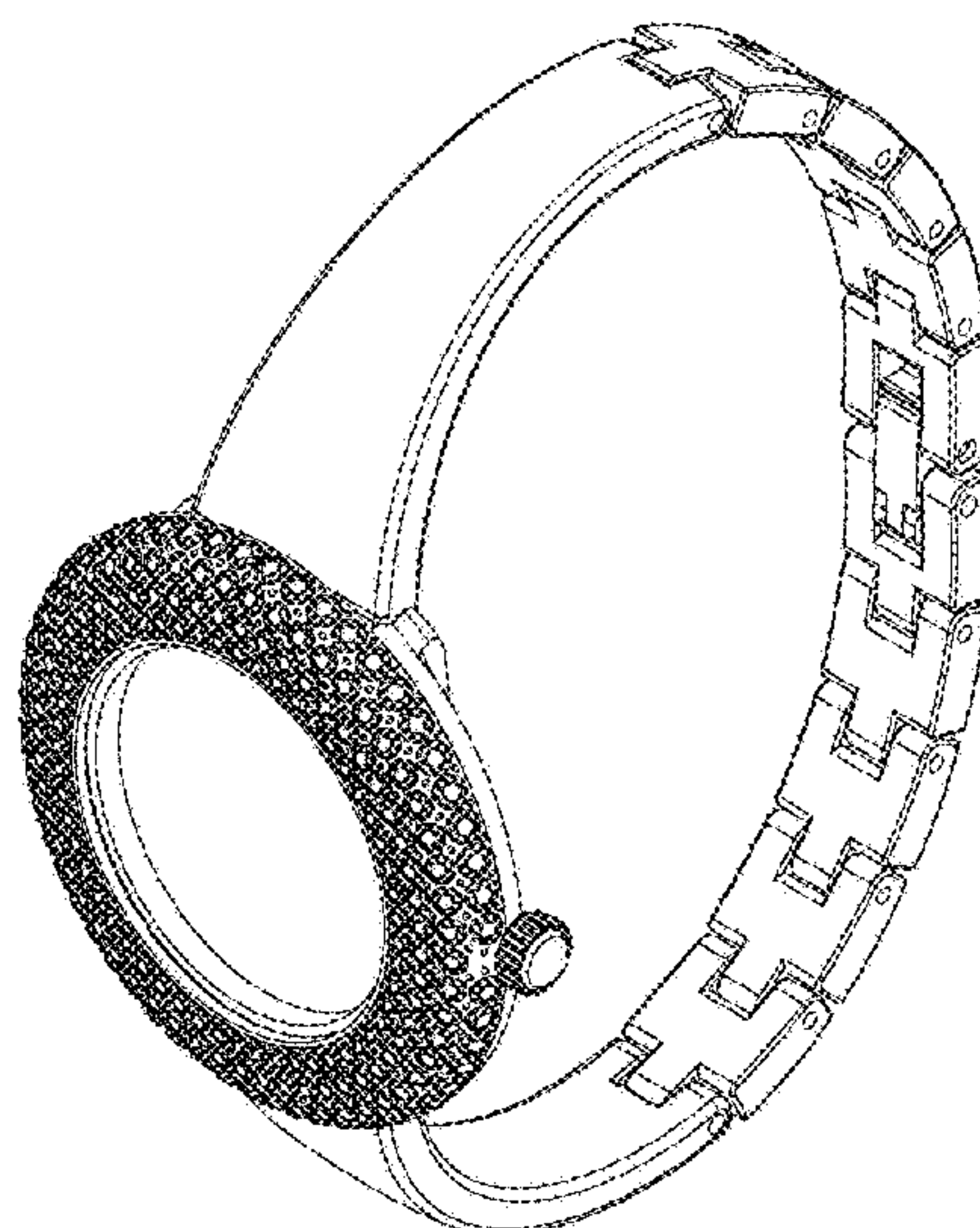
(57) **CLAIM**

The ornamental design for a wrist watch, as shown and described.

DESCRIPTION

FIG. 1 is a perspective view of a wrist watch in accordance with my design;
FIG. 2 is a top view of a wrist watch in accordance with my design;
FIG. 3 is a bottom view of a wrist watch in accordance with my design;
FIG. 4 is a left view of a wrist watch in accordance with my design;
FIG. 5 is a right view of a wrist watch in accordance with my design;
FIG. 6 is a front elevational view of a wrist watch in accordance with my design;
FIG. 7 is a back elevational view of a wrist watch in accordance with my design; and,
FIG. 8 is a detail view of the portion indicated in FIG. 2. Portions of the article shown in broken lines form no part of the claimed design.

1 Claim, 8 Drawing Sheets



(56)

References Cited

U.S. PATENT DOCUMENTS

D703,552	S	*	4/2014	Monachon	D10/32
D834,430	S	*	11/2018	Schaad	D10/30
D861,504	S	*	10/2019	Nashimoto	D10/32
D861,505	S	*	10/2019	Nashimoto	D10/32
D869,963	S	*	12/2019	Cabral	D10/39
D902,744	S	*	11/2020	Cazzola	D10/32
2010/0323154	A1	*	12/2010	Sharobiem	A44C 5/00 428/131

* cited by examiner

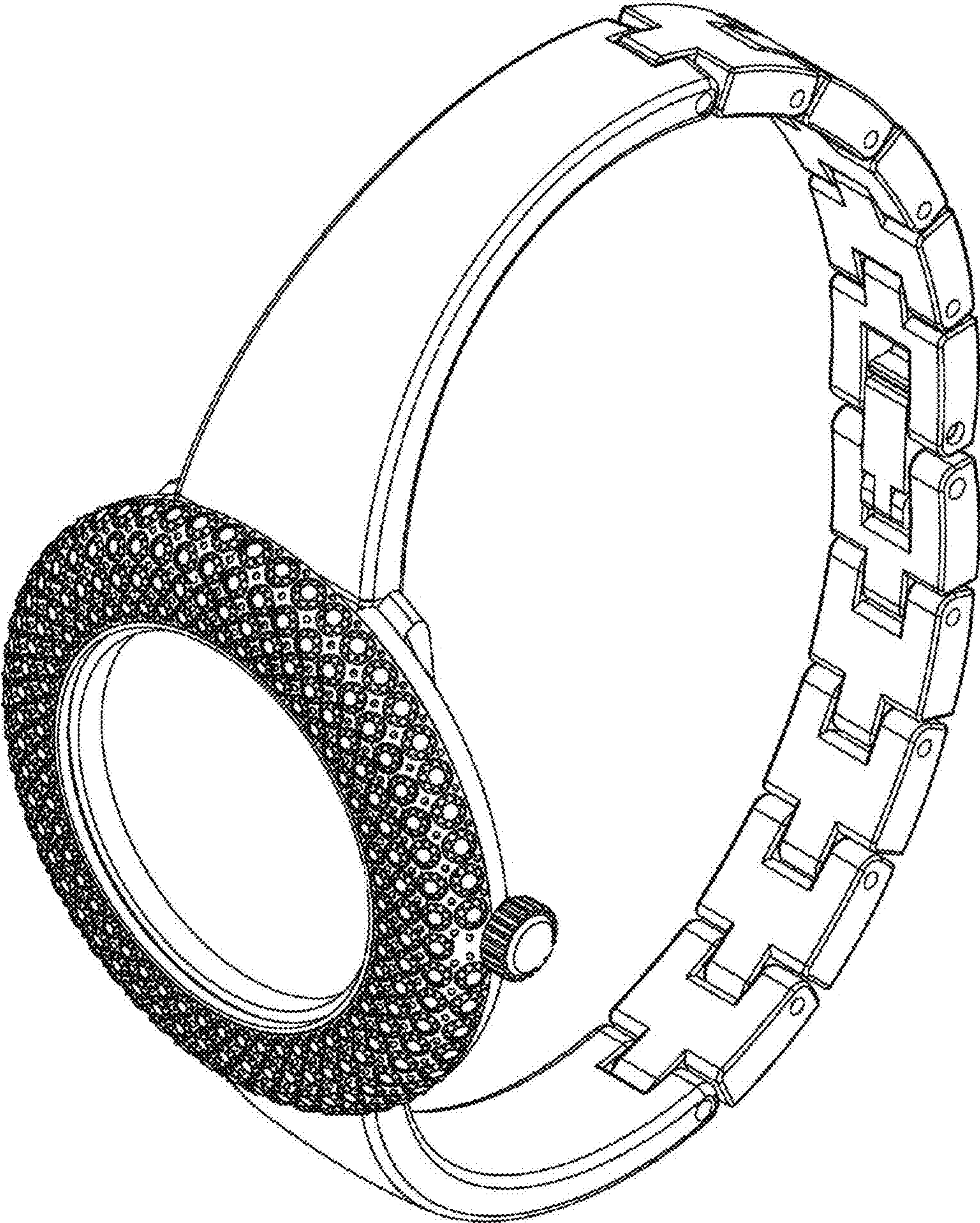


FIG. 1

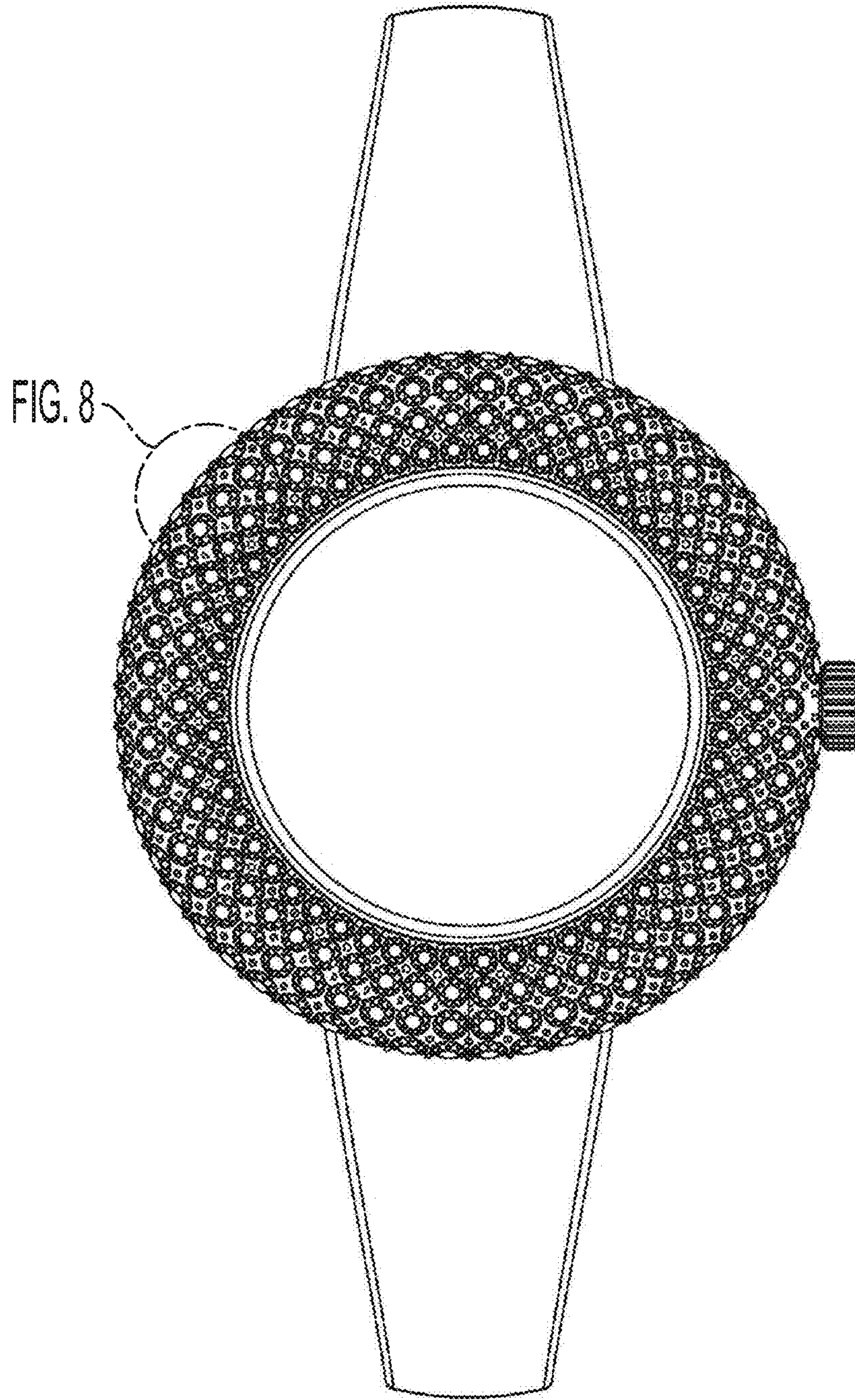


FIG. 2

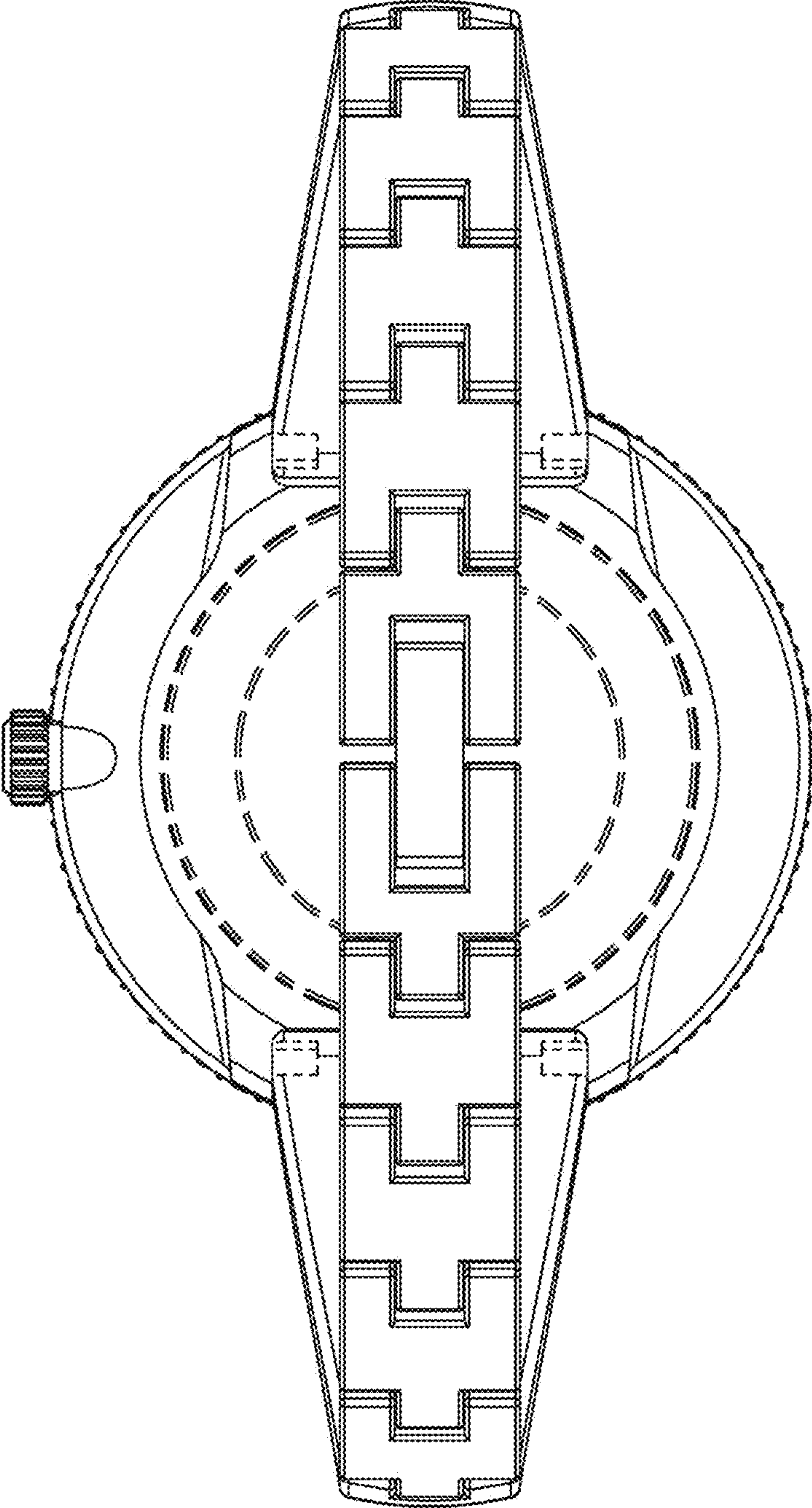


FIG. 3

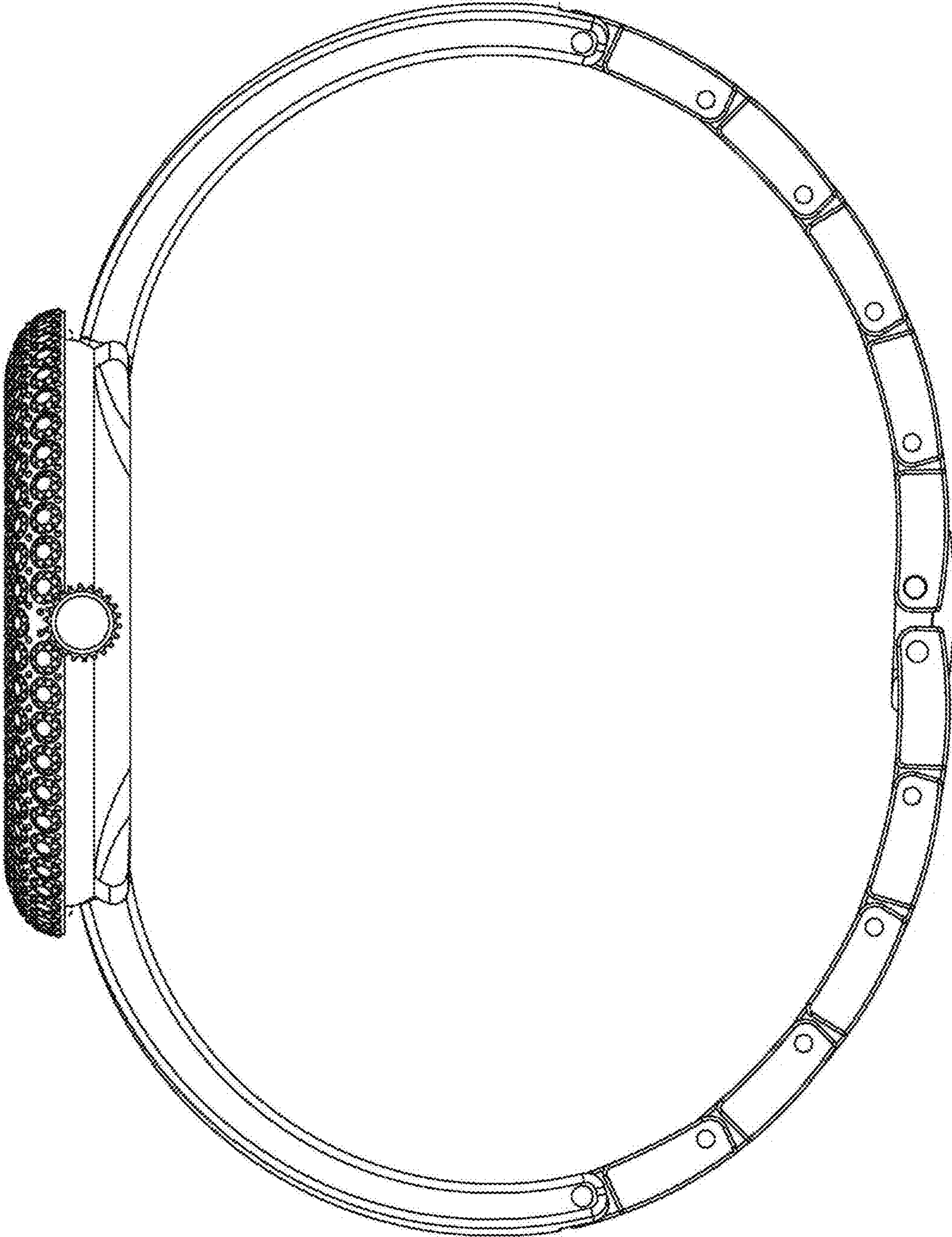


FIG. 4

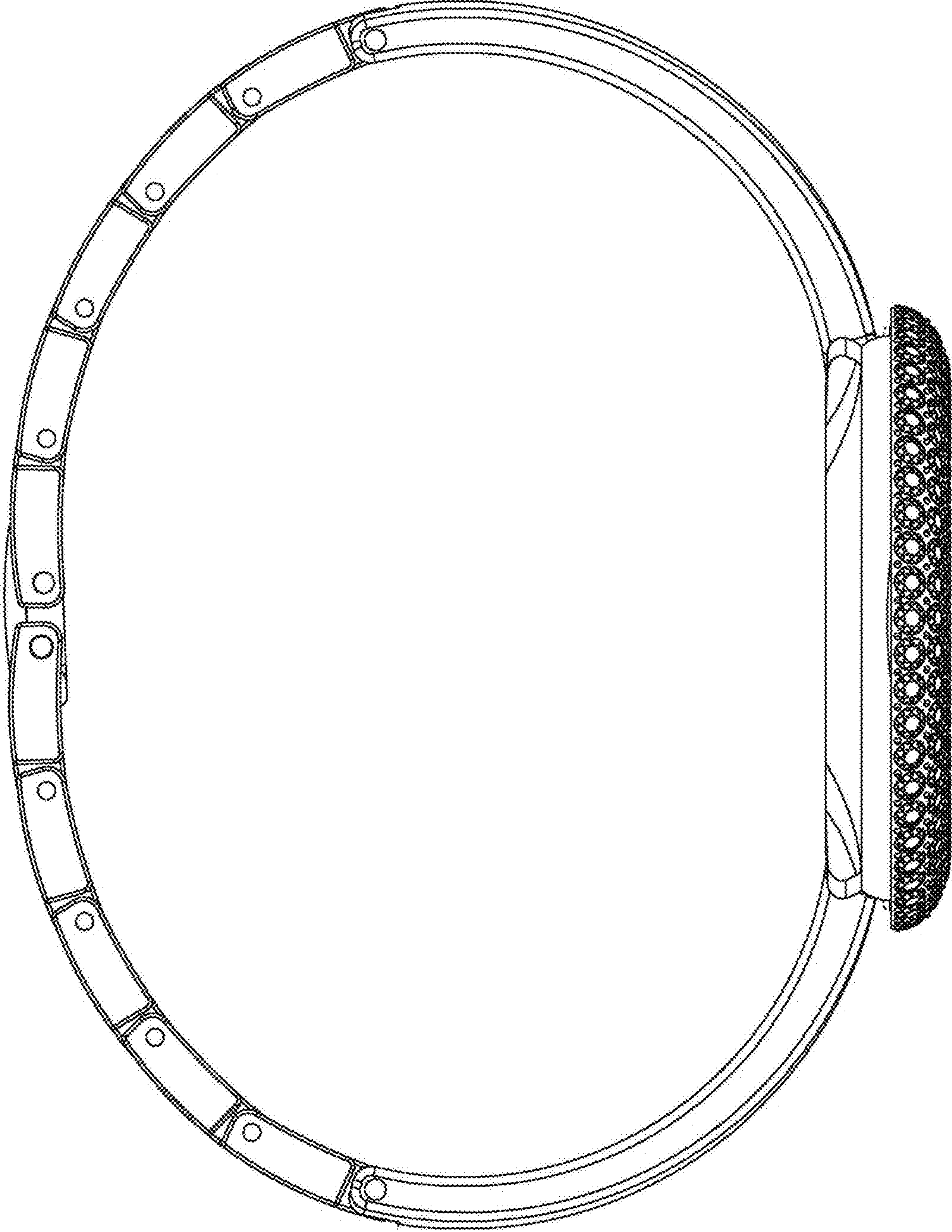


FIG. 5

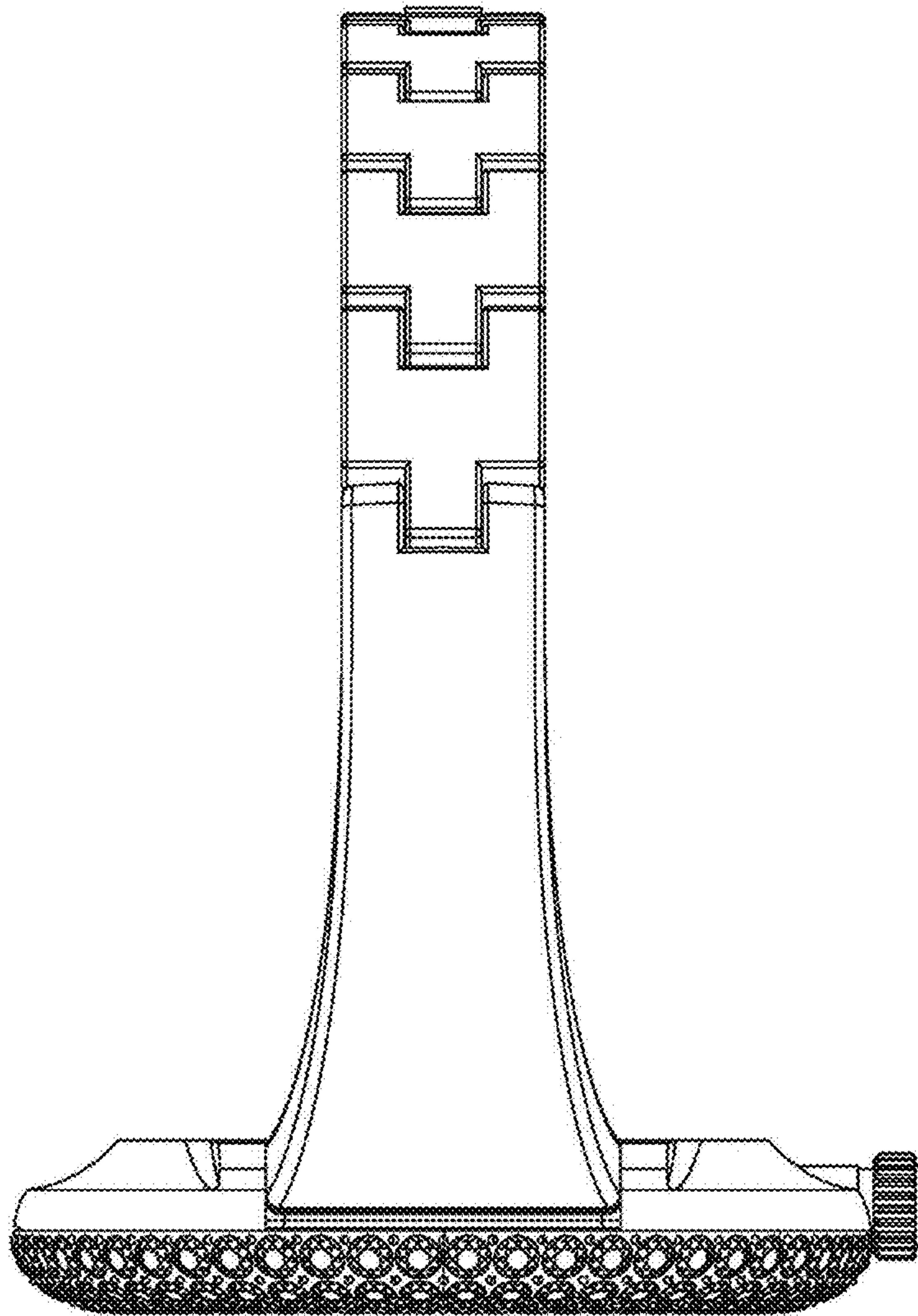


FIG. 6

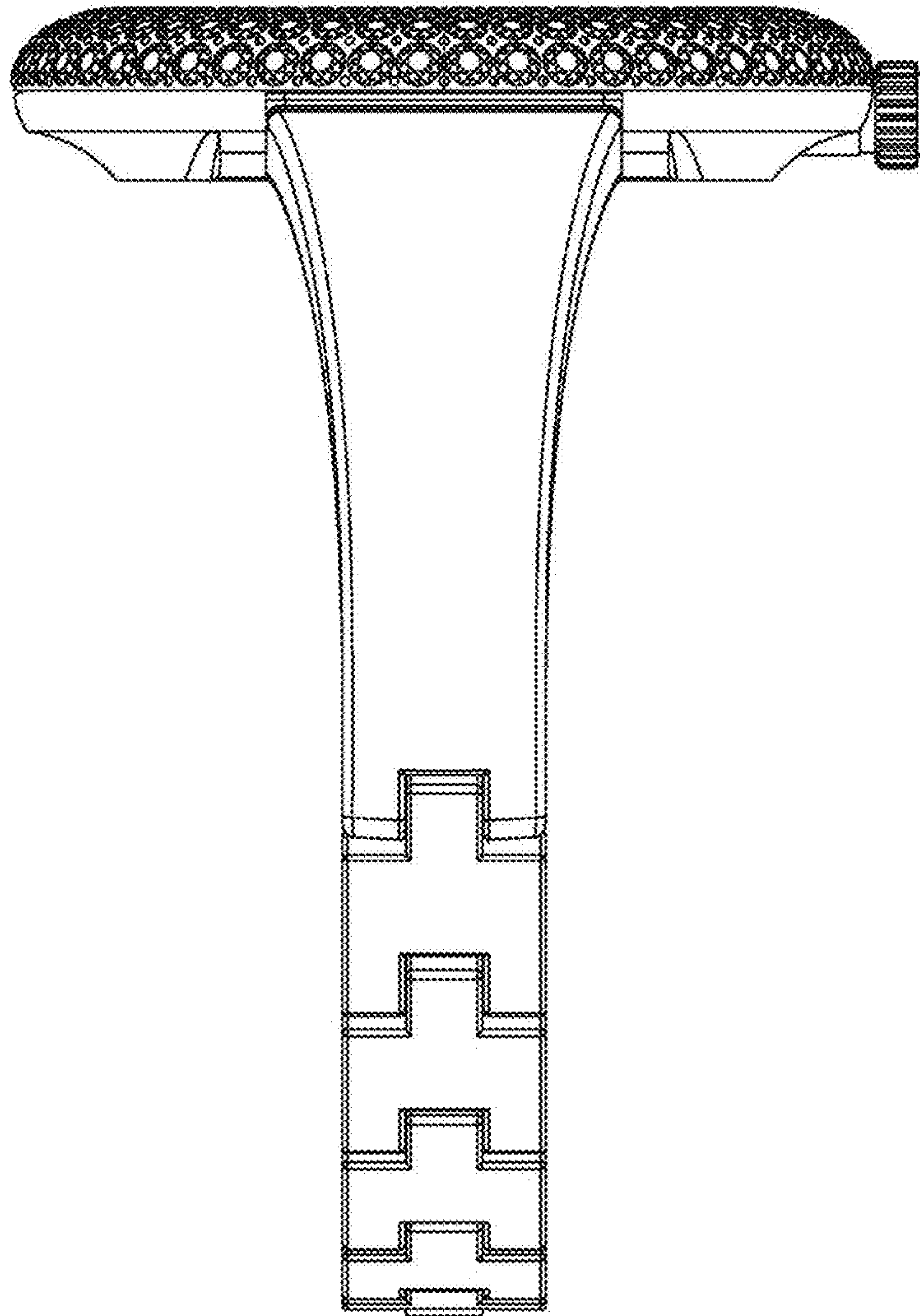


FIG. 7




FIG. 8