



US00D931073S

(12) **United States Design Patent**
Suzuki et al.

(10) **Patent No.:** **US D931,073 S**

(45) **Date of Patent:** **** Sep. 21, 2021**

(54) **PORTABLE ELECTRIC CUTTER**

(71) Applicant: **MAKITA CORPORATION**, Anjo (JP)

(72) Inventors: **Wataru Suzuki**, Anjo (JP); **Kenta Tominaga**, Anjo (JP)

(73) Assignee: **MAKITA CORPORATION**, Anjo (JP)

(**) Term: **15 Years**

(21) Appl. No.: **29/726,987**

(22) Filed: **Mar. 6, 2020**

(30) **Foreign Application Priority Data**

Sep. 9, 2019 (JP) 2019-020068

(51) **LOC (13) Cl.** **08-03**

(52) **U.S. Cl.**
USPC **D8/66**

(58) **Field of Classification Search**
USPC D8/66, 64, 62, 67, 69, 61, 65; D15/127;
81/57.26, 464, 469; D21/532
CPC B23D 59/006; B27B 9/00
See application file for complete search history.

(56) **References Cited**

U.S. PATENT DOCUMENTS

D392,778 S * 3/1998 McCracken D32/19
D471,329 S * 3/2003 Heun D32/15
(Continued)

OTHER PUBLICATIONS

Makita DCE090ZX1 Cordless disc Cutter, Mar. 3, 2021, Amazon.
uk.co, Sep. 10, 2020, <https://www.amazon.co.uk/Makita-DCE090ZX1-Cordless-disc-Cutter/dp/B08HN4Y4H1/> (Year: 2020).*

(Continued)

Primary Examiner — Susan Bennett Hattan

Assistant Examiner — Elizabeth S Ko

(74) *Attorney, Agent, or Firm* — Global IP Counselors,
LLP

(57) **CLAIM**

The ornamental design for a portable electric cutter, as shown and described.

DESCRIPTION

FIG. 1 is a front perspective view of a portable electric cutter in accordance with our new design;

FIG. 2 is a rear perspective view of the portable electric cutter in accordance with our new design;

FIG. 3 is a front elevational view of the portable electric cutter in accordance with our new design;

FIG. 4 is a rear elevational view of the portable electric cutter in accordance with our new design;

FIG. 5 is a top plan view of the portable electric cutter in accordance with our new design;

FIG. 6 is a bottom plan view of the portable electric cutter in accordance with our new design;

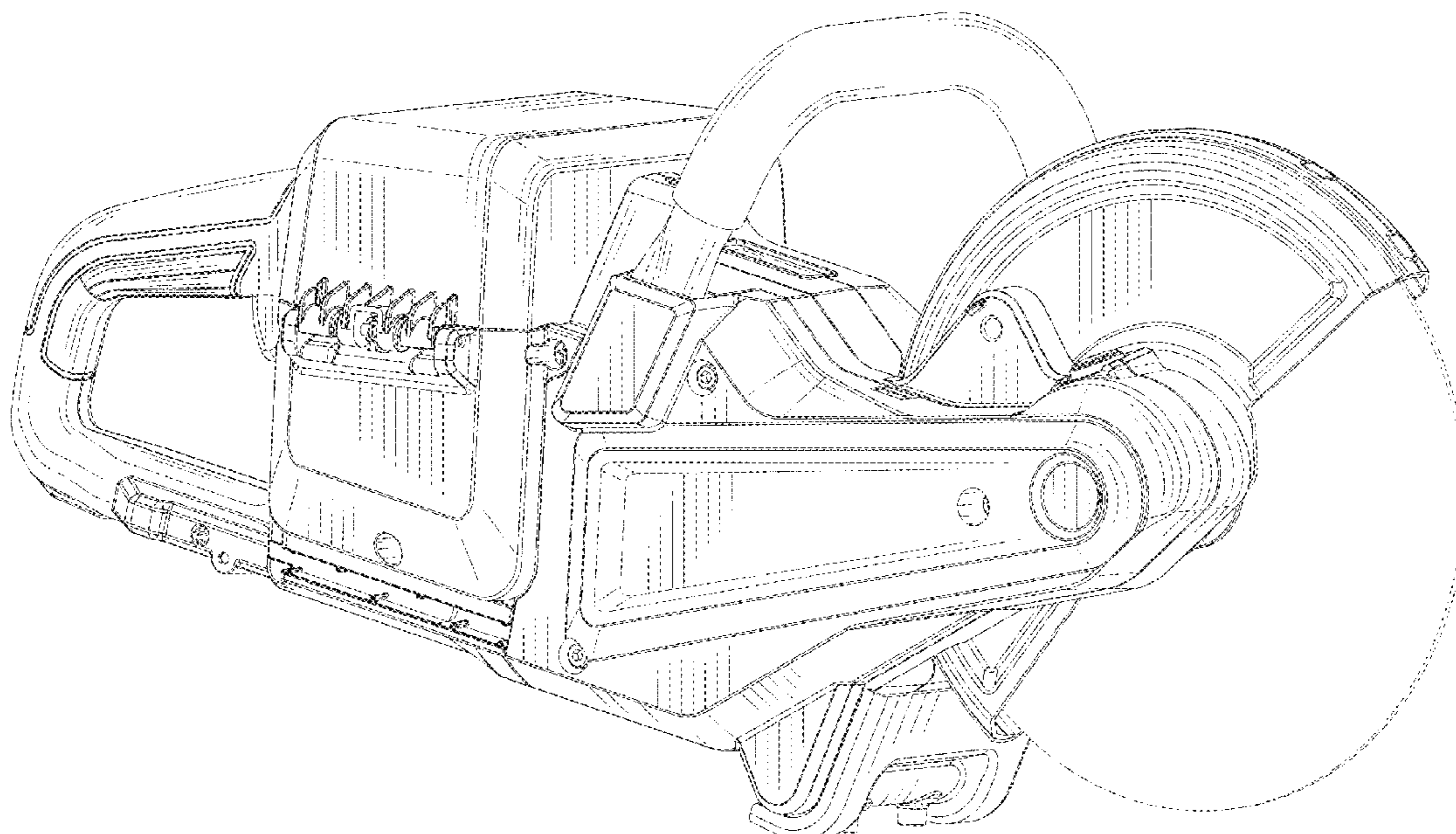
FIG. 7 is a right side elevational view of the portable electric cutter in accordance with our new design;

FIG. 8 is a left side elevational view of the portable electric cutter in accordance with our new design; and,

FIG. 9 is a front perspective view of the portable electric cutter in accordance with our new design illustrating a state in which a water supply tube and a water supply joint are attached to the portable electric cutter.

The broken line showing of environmental structures in the drawings forms no part of the claimed design.

1 Claim, 9 Drawing Sheets



(56)

References Cited

U.S. PATENT DOCUMENTS

D533,757 S * 12/2006 Arvidsson D8/66
 D644,081 S * 8/2011 Rettenweber D8/66
 D648,998 S * 11/2011 Sell D8/66
 D663,600 S * 7/2012 Okuda D8/66
 D743,226 S * 11/2015 Aoki D8/66
 9,469,007 B2 * 10/2016 Schuele B25F 5/008
 D786,643 S * 5/2017 Valentini D8/62
 D792,666 S * 7/2017 Brown D32/19
 D818,332 S * 5/2018 Waldron D8/66
 D820,655 S * 6/2018 Waldron D8/66
 D827,404 S * 9/2018 Schneider D8/62
 D859,762 S * 9/2019 Brown D32/19
 D859,763 S * 9/2019 Brown D32/19
 D860,272 S * 9/2019 Conley D15/133
 D860,556 S * 9/2019 Brown D32/19
 D860,745 S * 9/2019 Turner D8/66
 D861,451 S * 10/2019 Wang D8/66

D861,452 S * 10/2019 Cooper D8/66
 D863,013 S * 10/2019 Kawase D8/61
 D863,917 S * 10/2019 Yang D8/66
 D863,918 S * 10/2019 Takahashi D8/66
 D883,056 S * 5/2020 Turner D8/66
 2017/0106491 A1 * 4/2017 Ishikawa B24B 23/02
 2018/0222011 A1 * 8/2018 Eisenblaetter H02K 7/145
 2019/0001459 A1 * 1/2019 Valentini B24D 13/20
 2019/0070705 A1 * 3/2019 Ishikawa B24D 13/14
 2019/0128392 A1 * 5/2019 McLain F16C 3/28
 2019/0184516 A1 * 6/2019 Schneider B24B 45/006
 2019/0207539 A1 * 7/2019 Westerby B25F 5/00

OTHER PUBLICATIONS

Makita DCE090ZX1—18Vx2 Brushless Disc Cutter LXT, Mar. 3, 2021, Makitauk.com, Mar. 12, 2021, <https://makitauk.com/product/dce090zx1> (Year: 2021).*

* cited by examiner

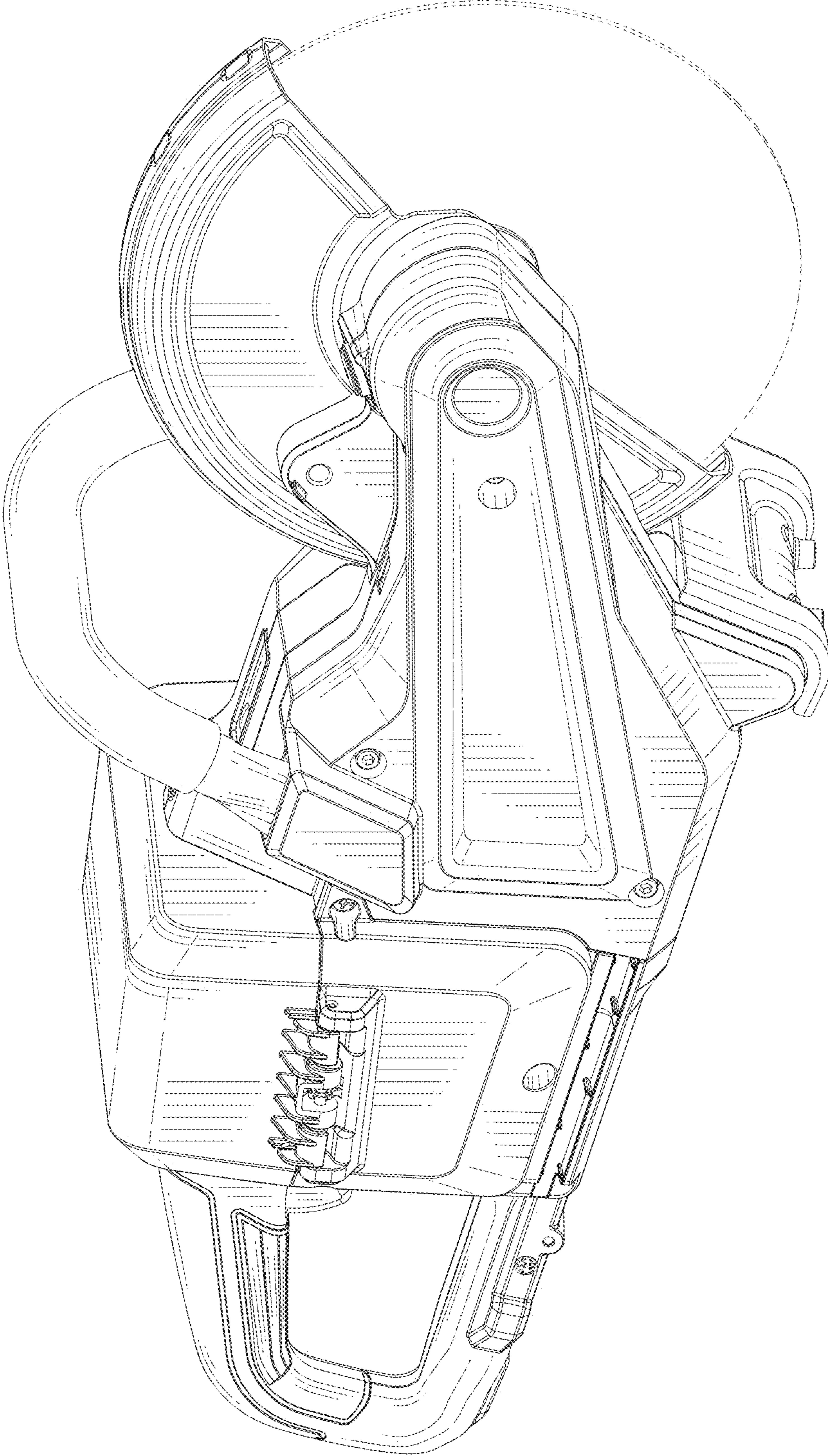


FIG. 1

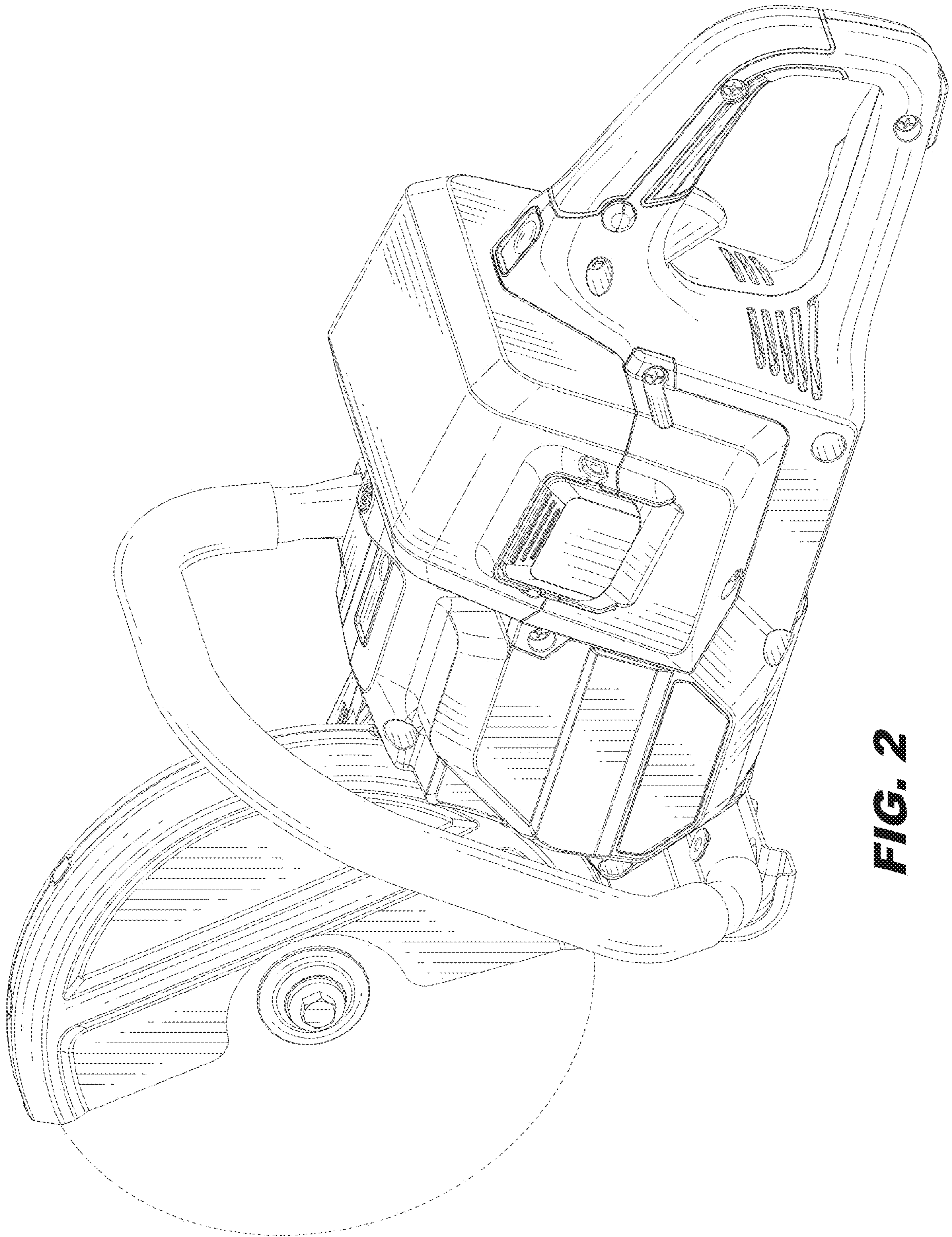


FIG. 2

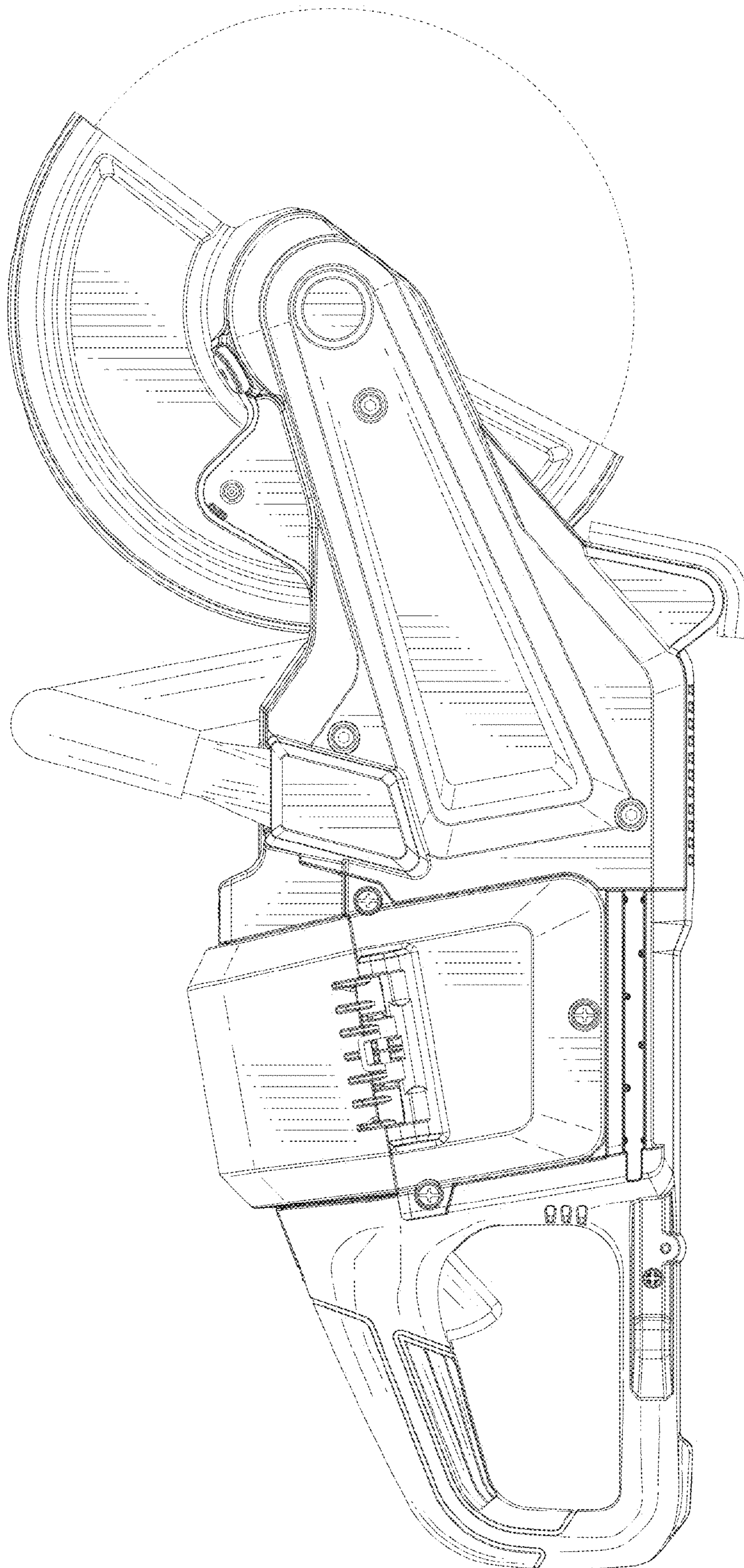


FIG. 3

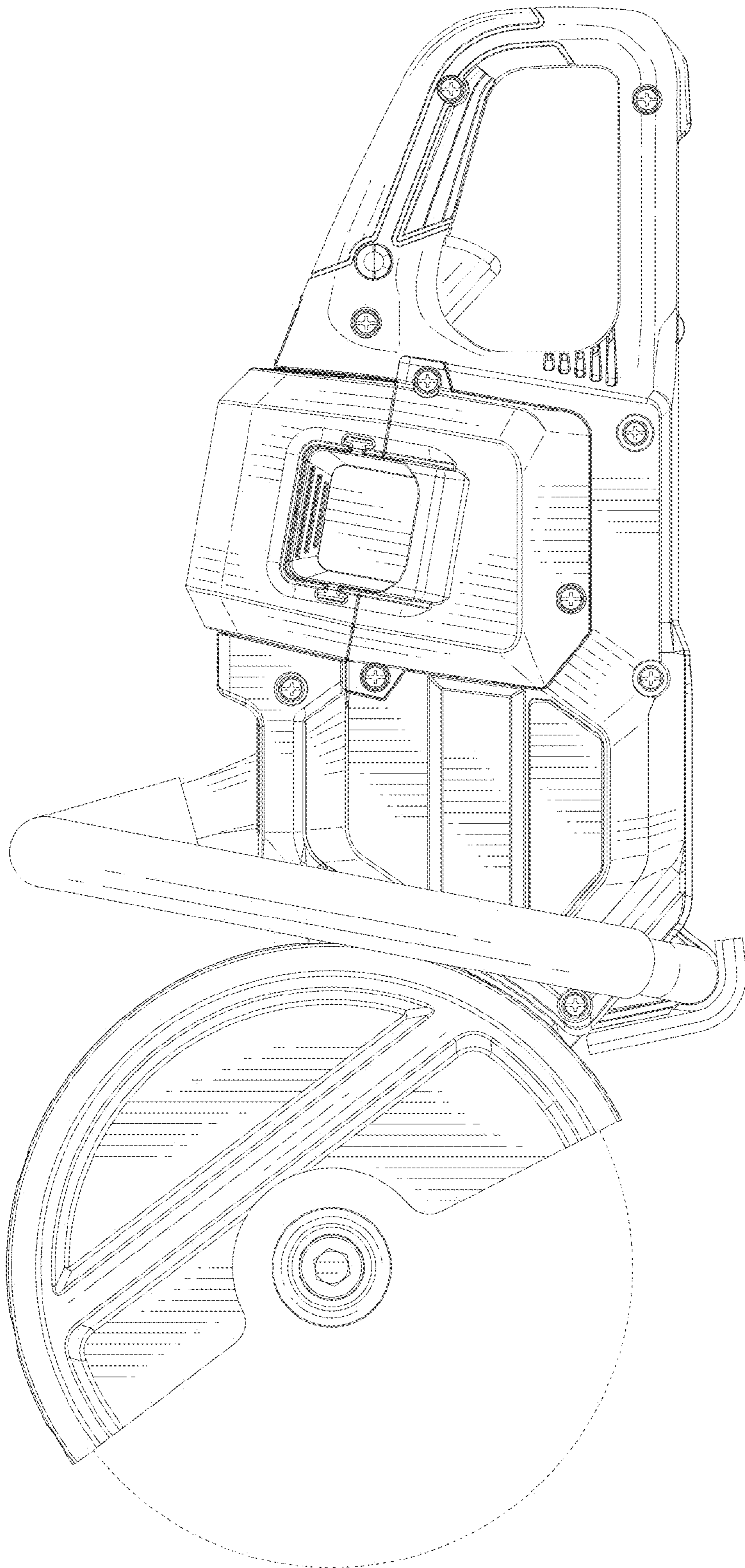


FIG. 4

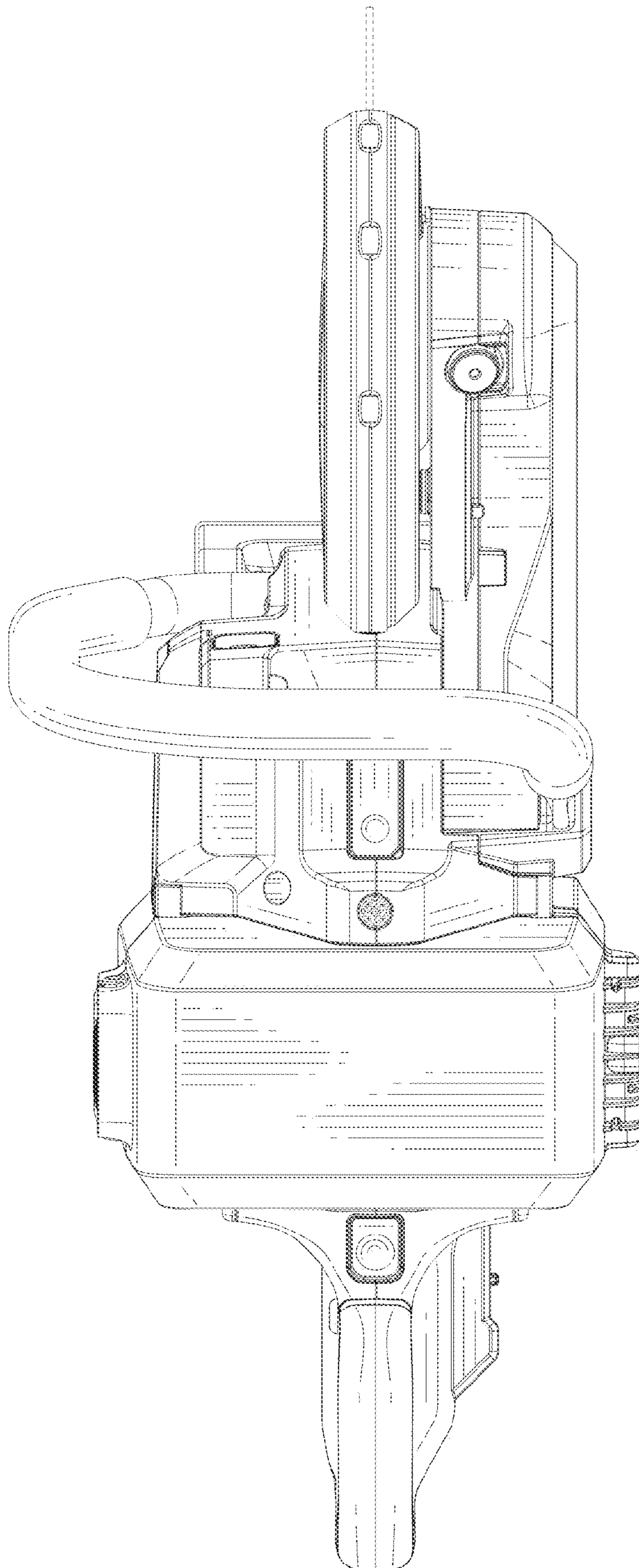


FIG. 5

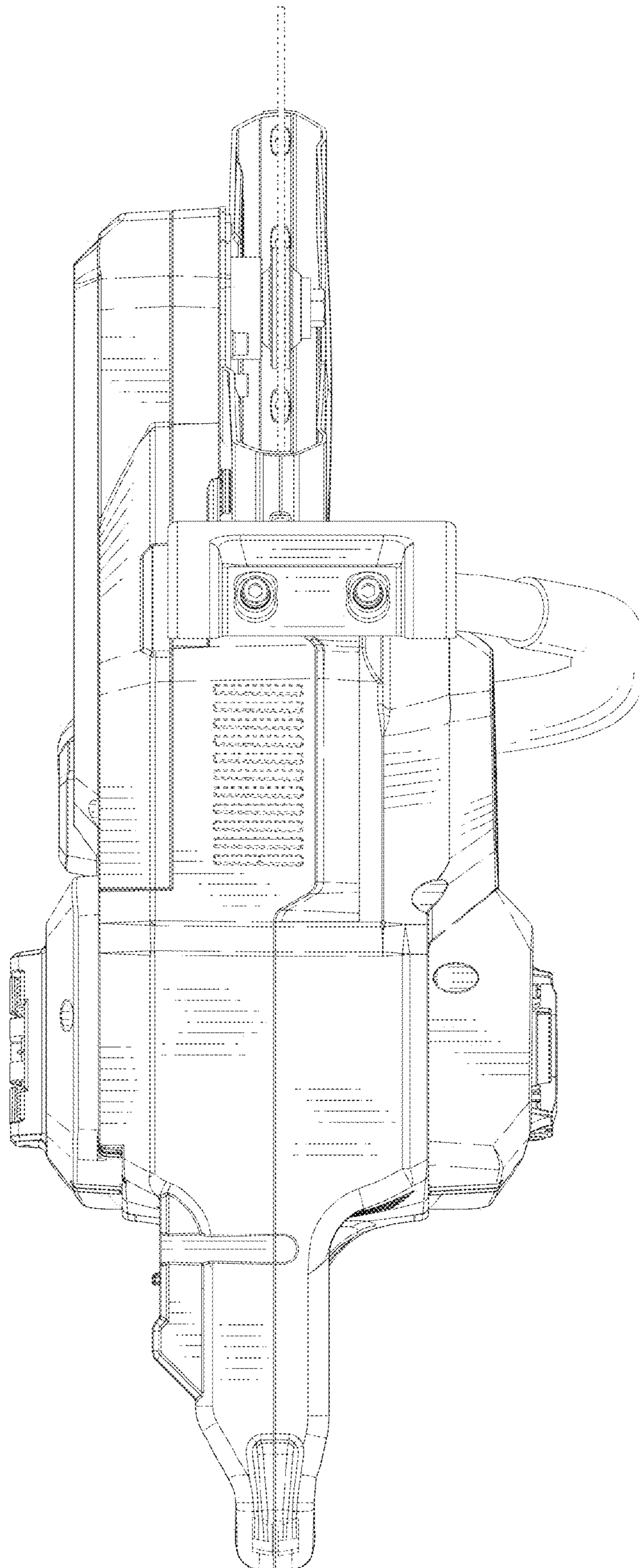


FIG. 6

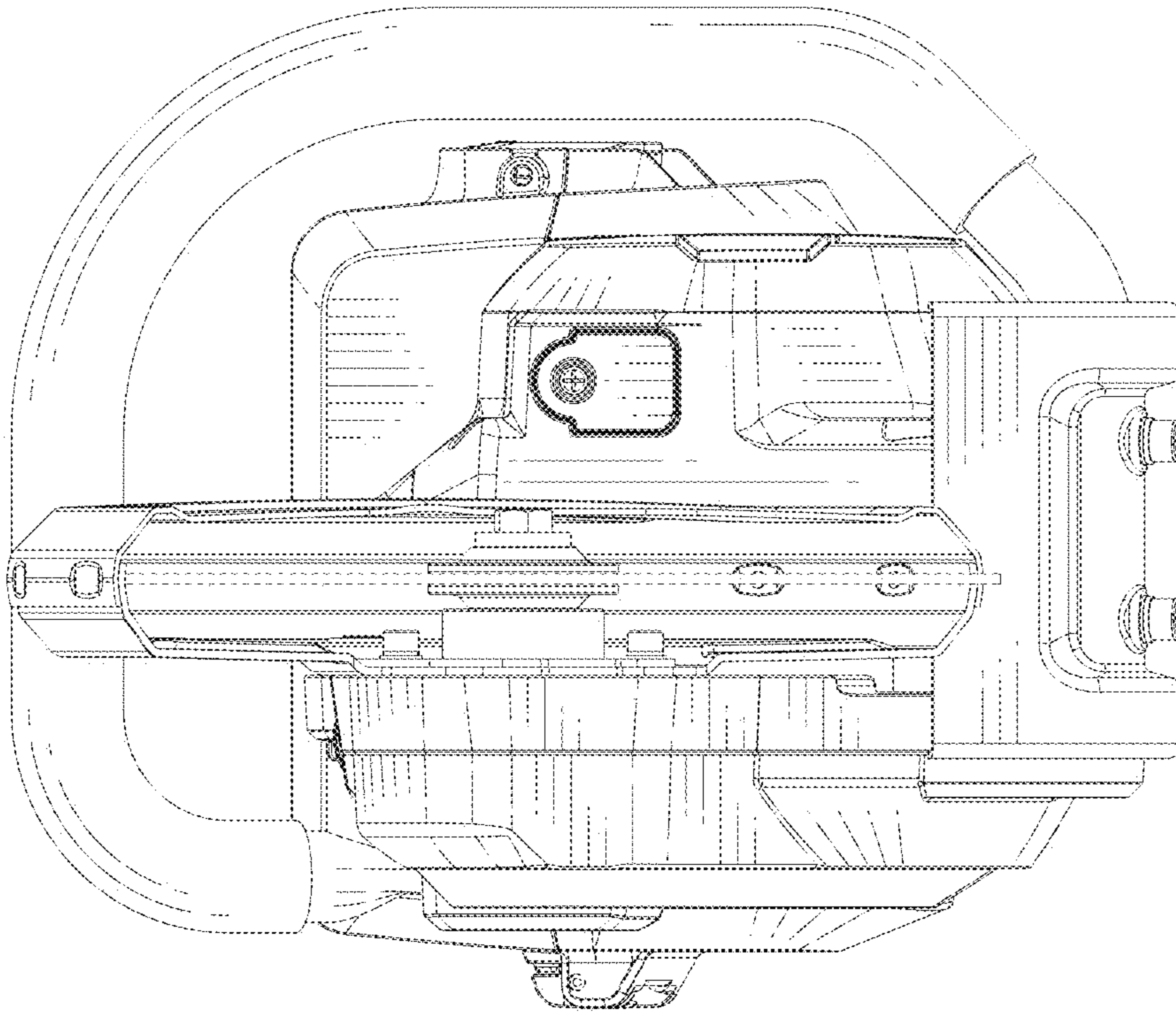


FIG. 7

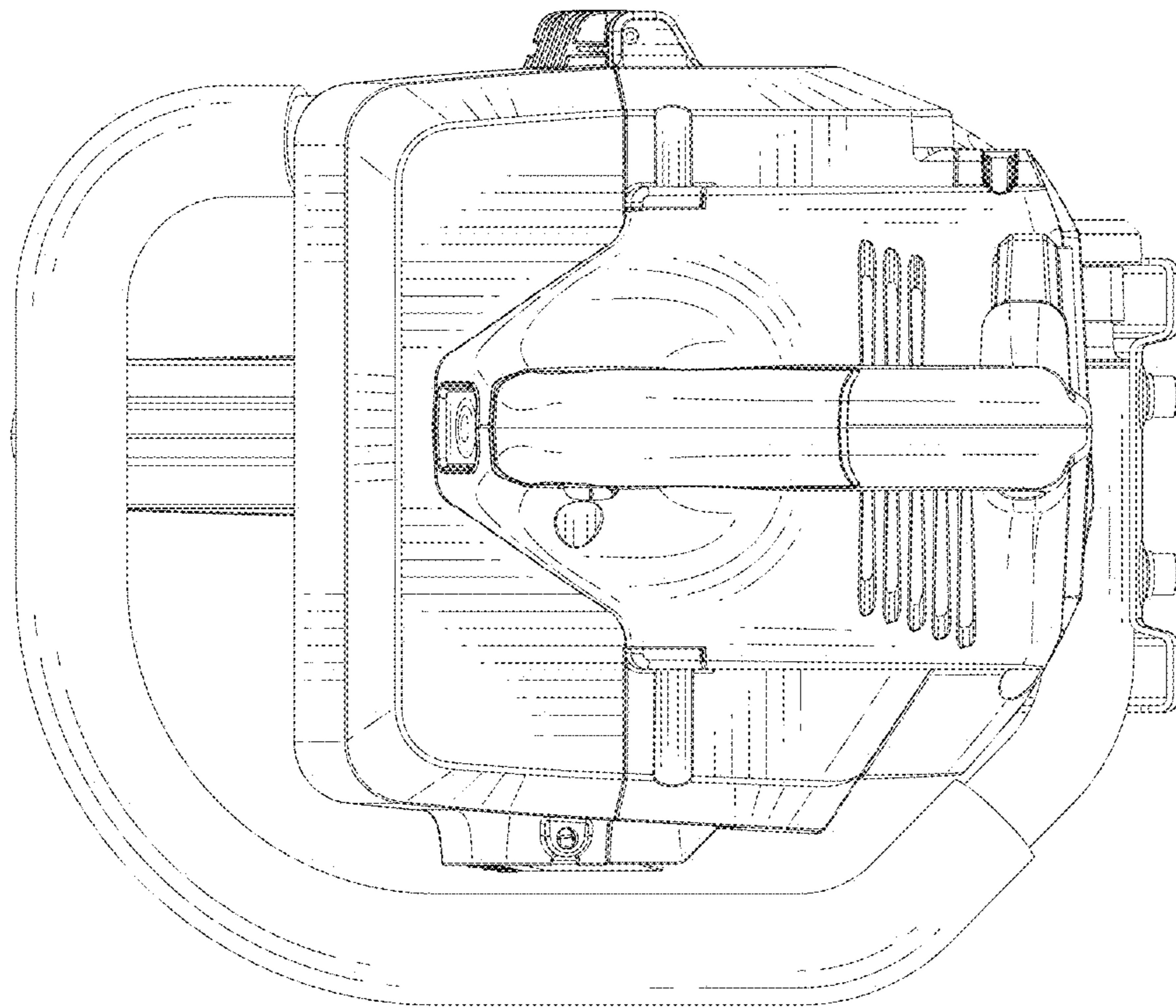


FIG. 8

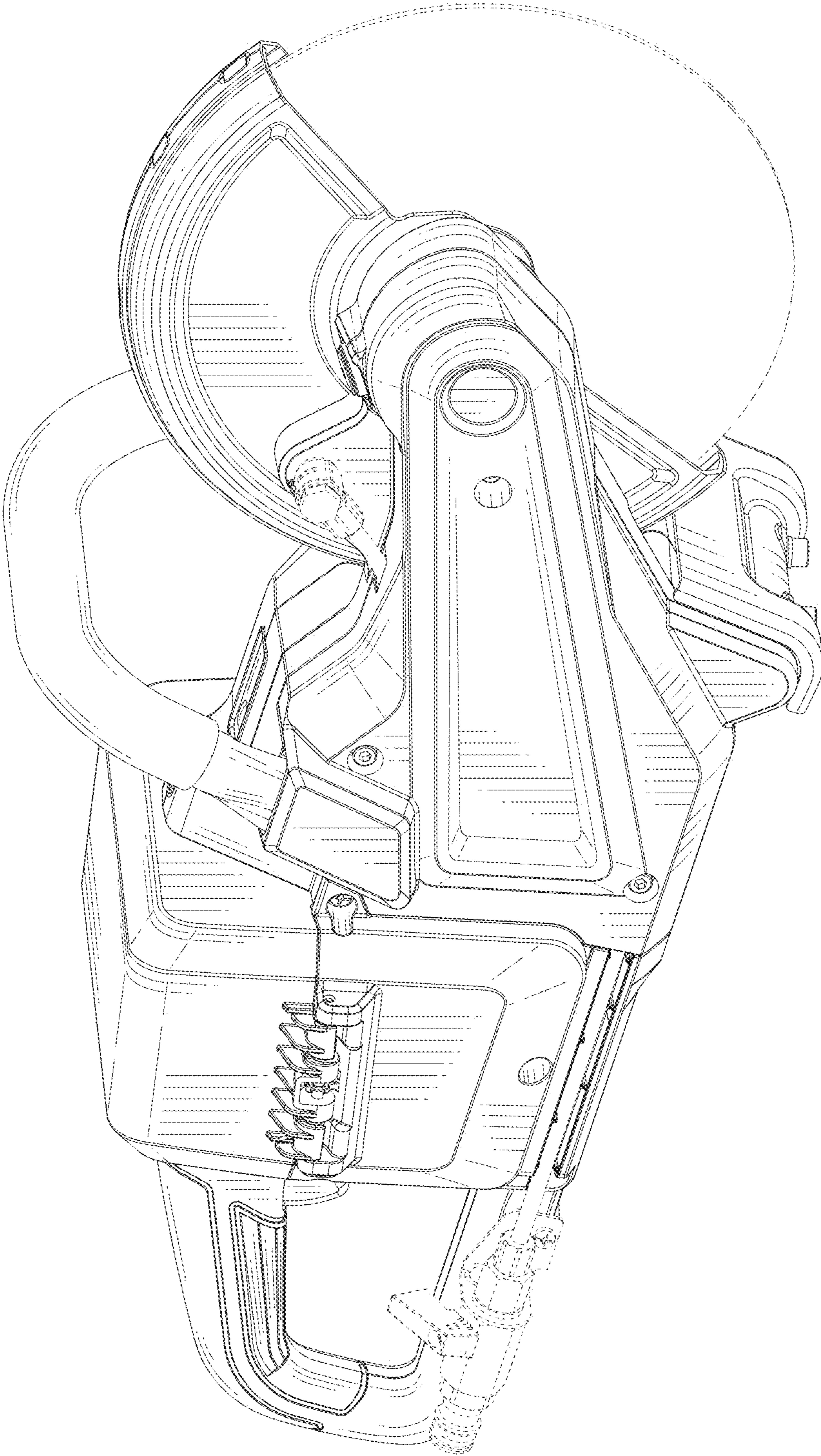


FIG. 9