



US00D931066S

(12) **United States Design Patent** (10) **Patent No.:** **US D931,066 S**
Angelastro (45) **Date of Patent:** **** Sep. 21, 2021**

(54) **BLADE GUARD**
(71) Applicant: **Leonard W. Angelastro**, North Franklin, CT (US)
(72) Inventor: **Leonard W. Angelastro**, North Franklin, CT (US)

5,054,276 A * 10/1991 Terai A01D 34/73
56/242
D322,791 S * 12/1991 Wada D15/17
D323,330 S * 1/1992 Wada D15/29
D326,270 S * 5/1992 Wada D8/8
5,142,853 A * 9/1992 Routery A01D 34/412
56/242

(Continued)

(**) Term: **15 Years**

FOREIGN PATENT DOCUMENTS

(21) Appl. No.: **29/724,365**

WO WO-9304574 A1 * 3/1993 A01D 34/52
WO WO-2012095029 A1 * 7/2012 A01D 34/90

(22) Filed: **Feb. 14, 2020**

(Continued)

(51) **LOC (13) Cl.** **08-03**

Primary Examiner — Holly E Thurman

(52) **U.S. Cl.**

Assistant Examiner — Ieisha N Price

USPC **D8/8**

(74) *Attorney, Agent, or Firm* — Coleman & MacDonald Law Office

(58) **Field of Classification Search**

USPC D8/8, 66, 70, 98; D15/16, 17, 28, 29
CPC A01D 34/46; A01D 34/52; A01D 34/90;
A01D 34/733; A01D 34/685; A01D
34/84; A01D 75/20; A01D 75/185
See application file for complete search history.

(57) **CLAIM**

The ornamental design for a blade guard, as shown and described.

(56) **References Cited**

DESCRIPTION

U.S. PATENT DOCUMENTS

2,749,694 A * 6/1956 Klemm A01B 21/08
172/440
2,805,534 A * 9/1957 Robertson A01B 21/08
172/558
3,213,514 A * 10/1965 Evans B21J 19/00
29/14
3,618,304 A * 11/1971 Hundhausen A01D 34/73
56/16.9
4,881,363 A * 11/1989 Terai A01D 34/404
56/255
5,010,717 A * 4/1991 Nakamura A01D 34/30
56/17.6
5,027,591 A * 7/1991 Nakamura A01G 3/0535
56/240
5,044,146 A * 9/1991 Nakamura A01D 34/404
56/11.3

FIG. 1 is a perspective view of a blade guard showing my new design;

FIG. 2 is a front view of the blade guard of FIG. 1;

FIG. 3 is a rear view of the blade guard of FIG. 1;

FIG. 4 is a left side view of the blade guard of FIG. 1;

FIG. 5 is a right side view of the blade guard of FIG. 1;

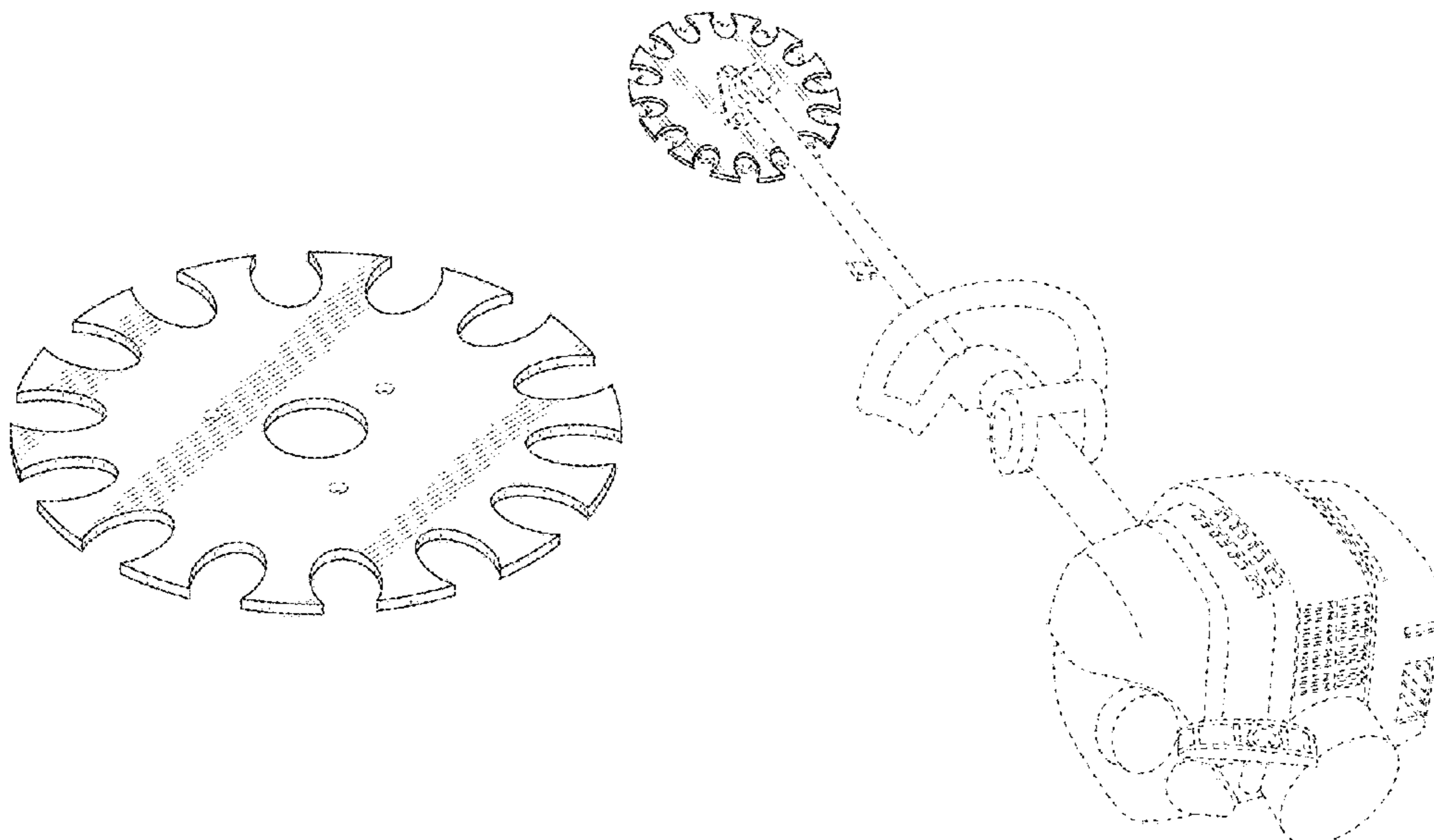
FIG. 6 is a top view of the blade guard of FIG. 1;

FIG. 7 is a bottom view of the blade guard of FIG. 1; and,

FIG. 8 is a perspective view of the bladed guard of FIG. 1 shown as used with a weed/brush trimmer.

The broken lines rendered in FIGS. 1-7 illustrate portions of the blade guard and form no part of the claimed design. The broken lines rendered in FIG. 8 illustrates the environment of the claimed design and forms no part thereof.

1 Claim, 4 Drawing Sheets



(56)

References Cited

U.S. PATENT DOCUMENTS

5,156,218 A * 10/1992 Metzler A01B 45/00
 172/120
 5,174,099 A * 12/1992 Matsuura A01D 34/76
 56/12.1
 5,239,755 A * 8/1993 Kramer A01D 34/73
 30/263
 D352,214 S * 11/1994 Kiyooka D8/8
 D353,084 S * 12/1994 Kiyooka D8/8
 5,370,070 A * 12/1994 Embree A01B 49/06
 111/139
 5,402,576 A * 4/1995 Kiyooka A01D 34/63
 30/216
 5,746,275 A * 5/1998 Cross A01B 59/068
 172/246
 6,050,253 A * 4/2000 Nilsson B23D 45/16
 125/13.01
 6,076,265 A * 6/2000 Huang Lo A01D 34/76
 30/265
 D437,326 S * 2/2001 Koberlein D15/11
 D467,944 S * 12/2002 Stark D15/29
 D469,447 S * 1/2003 Stark D15/29
 D904,141 S * 12/2020 Tinius D8/8
 2012/0103642 A1 * 5/2012 Stark A01B 71/04
 172/574
 2016/0249527 A1 * 9/2016 Itoh A01D 34/76
 30/206
 2019/0387673 A1 * 12/2019 Geromiller A01D 34/404
 2021/0051852 A1 * 2/2021 Angelastro A01D 34/52

FOREIGN PATENT DOCUMENTS

WO WO-2013032063 A1 * 3/2013 A01D 34/828
 WO WO-2019196677 A1 * 10/2019 A01D 34/685

* cited by examiner

FIG. 1

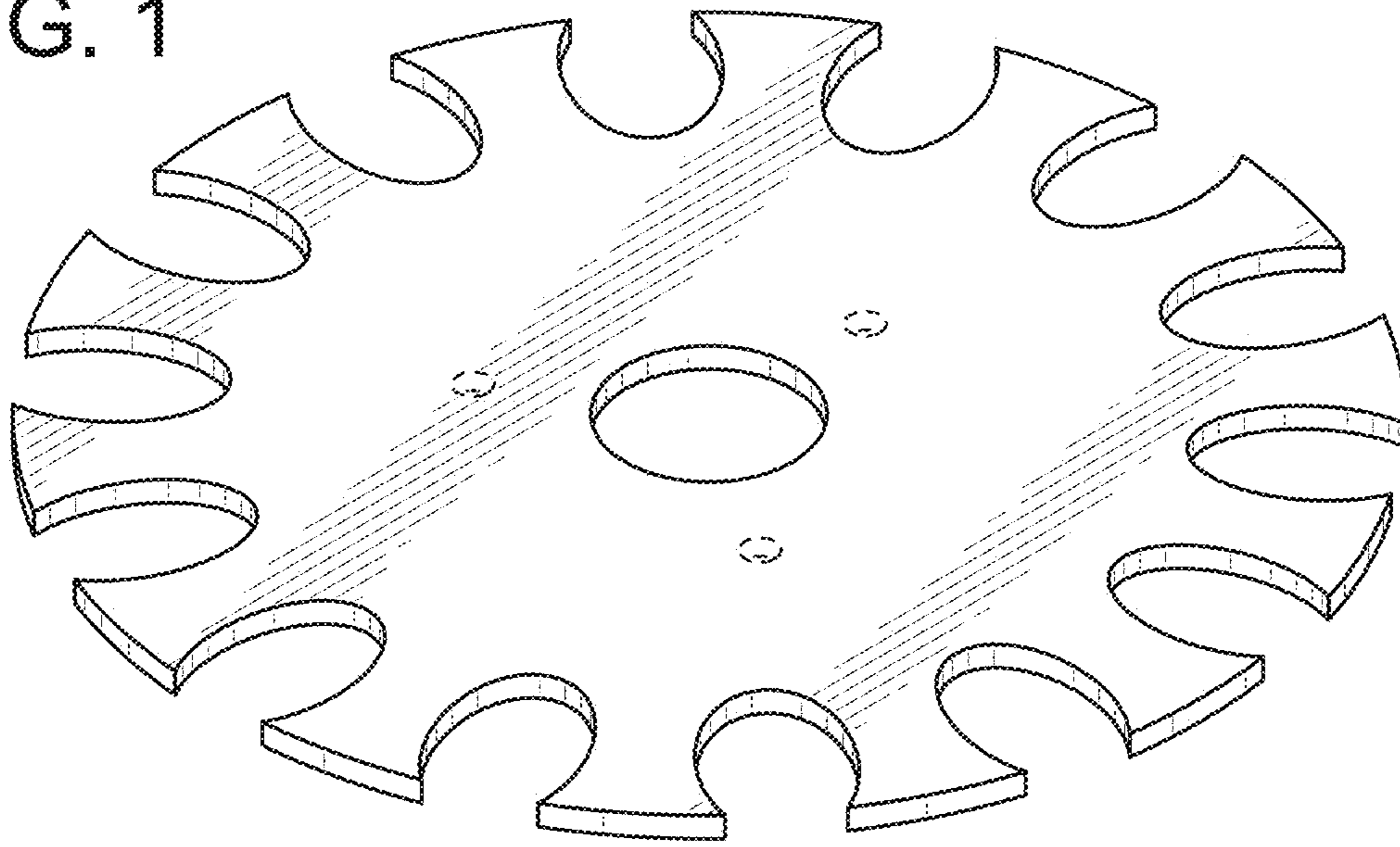


FIG. 2

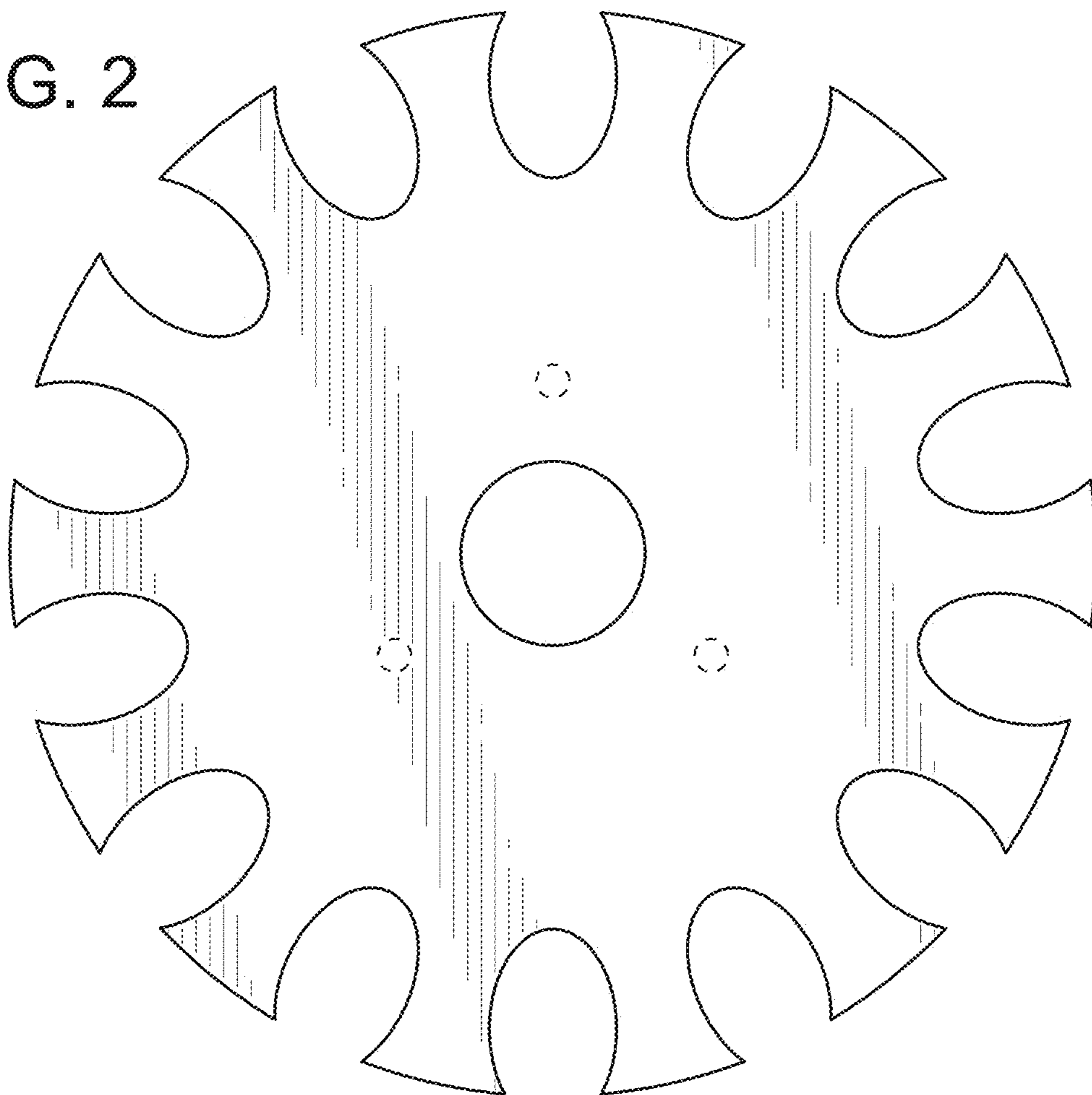


FIG. 3

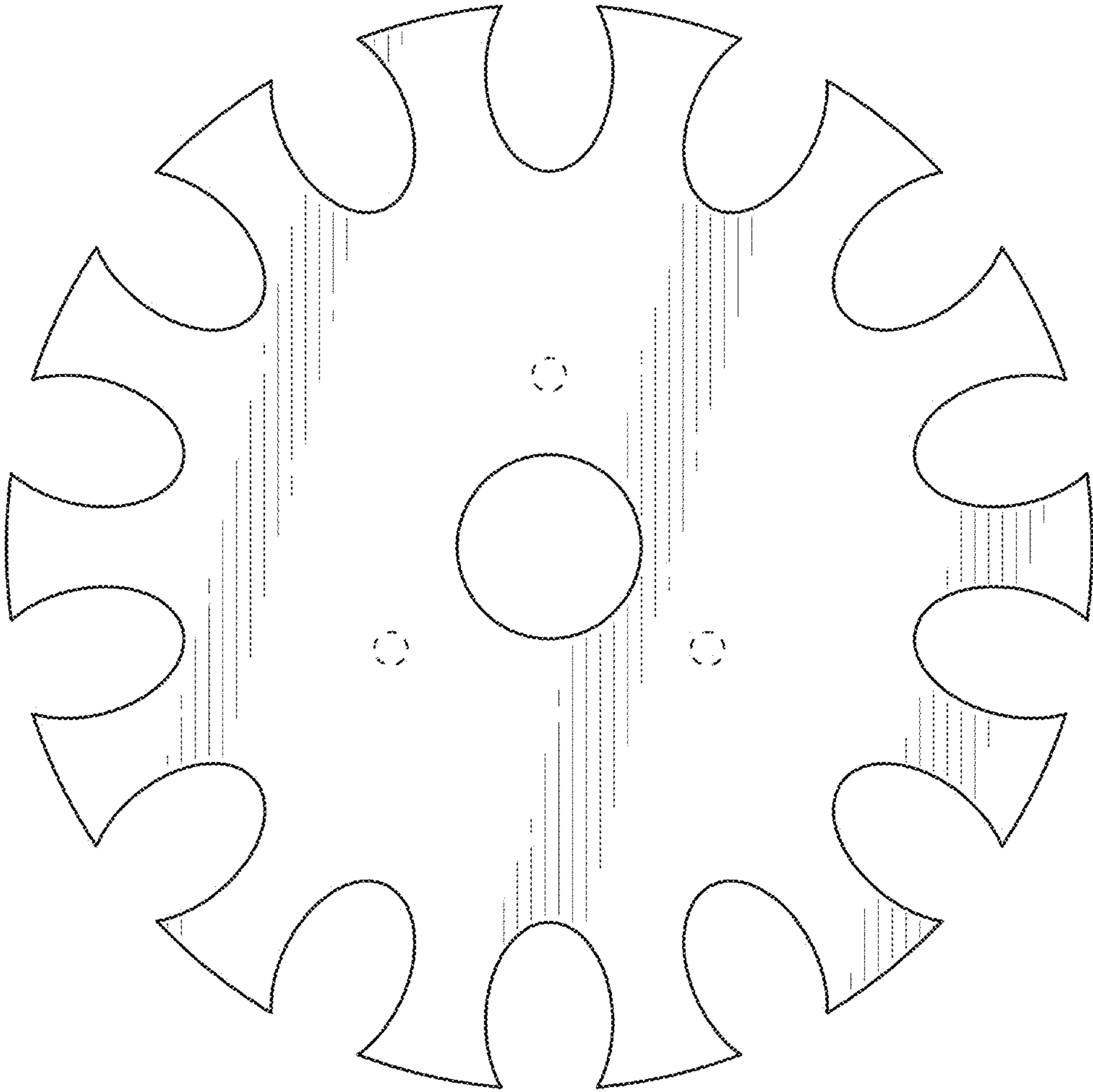


FIG. 4



FIG. 5



FIG. 6

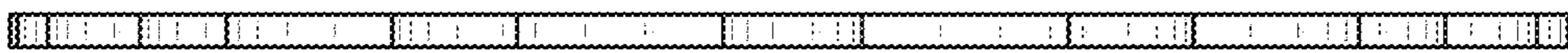
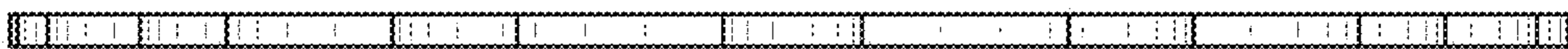


FIG. 7



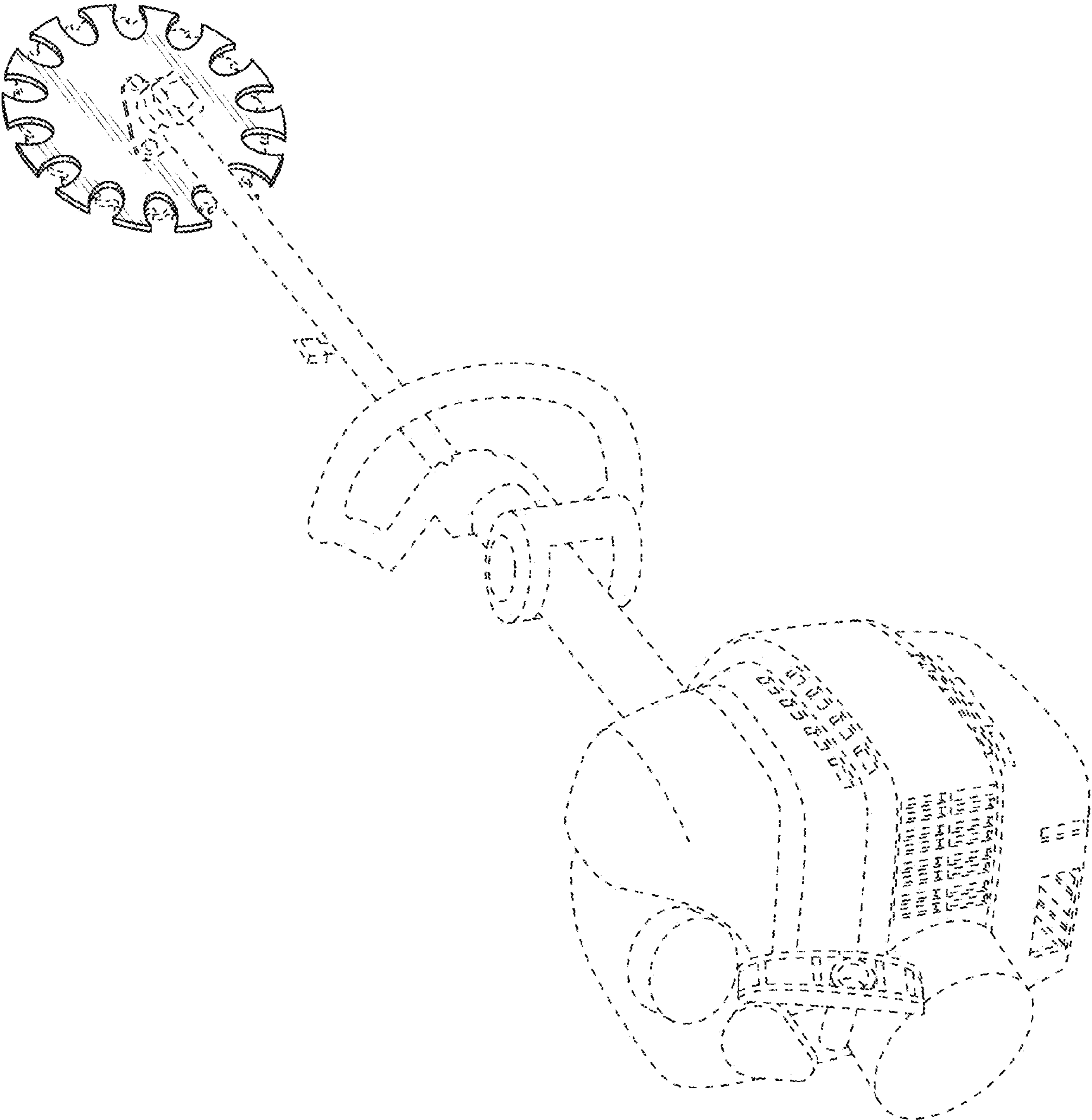


FIG. 8