



US00D931035S

(12) **United States Design Patent**  
**Sarnoff et al.**

(10) **Patent No.:** **US D931,035 S**

(45) **Date of Patent:** **\*\* Sep. 21, 2021**

- (54) **PAN**
- (71) Applicant: **HFA, INC.**, Wheeling, IL (US)
- (72) Inventors: **Brad Sarnoff**, Highland Park, IL (US);  
**Norton Sarnoff**, Boca Raton, FL (US);  
**Raj Patel**, Kildeer, IL (US)
- (73) Assignee: **HFA, Inc.**, Wheeling, IL (US)

(\*\*) Term: **15 Years**

(21) Appl. No.: **29/641,286**

(22) Filed: **Mar. 21, 2018**

(51) **LOC (13) Cl.** ..... **07-02**

(52) **U.S. Cl.**  
USPC ..... **D7/359**

(58) **Field of Classification Search**  
USPC ..... D7/323, 339, 352, 354-366, 396.1, 402,  
D7/409

CPC .. A21B 3/00; A21B 3/13; A21B 3/131; A21B  
3/132; A21B 3/135; A21B 3/136; A21B  
3/137; A21B 3/15; A21B 5/00; A21B  
5/02; A21B 5/04; A47J 27/00; A47J  
37/00; A47J 37/01; A47J 37/04; A47J  
37/06; A47J 37/10; A47J 37/0611; A47J  
37/08; A47J 37/0807; A47J 37/0814;  
A47J 37/0835; A47J 37/0842; A47J  
37/085; A47J 37/0864; A47J 37/0878;  
A47J 37/0885; A47J 37/0892; A47J  
36/00; A47J 36/02; A47J 36/06; A47J  
36/16; A47J 36/24; A47J 36/022; A47J  
36/027; A47J 43/20

See application file for complete search history.

(56) **References Cited**

**U.S. PATENT DOCUMENTS**

- 3,155,304 A \* 11/1964 Beerend ..... A47J 36/022  
229/186
- D374,819 S \* 10/1996 Wells ..... D9/425

- 6,149,053 A \* 11/2000 Chatterton ..... B65D 1/26  
220/608
- D592,500 S \* 5/2009 Colacitti ..... D7/354
- D649,050 S \* 11/2011 Sarnoff ..... D9/435
- D653,496 S \* 2/2012 Henry ..... D7/354
- D653,901 S \* 2/2012 Sarnoff ..... D7/354
- D663,570 S \* 7/2012 Sarnoff ..... D7/354
- D687,704 S \* 8/2013 Knight ..... D9/425
- 9,510,699 B1 \* 12/2016 Miller ..... A47G 19/12
- D794,378 S \* 8/2017 Sarnoff ..... D7/354

(Continued)

**OTHER PUBLICATIONS**

Handi-Foil 13"x9" Oblong Aluminum Foil Disposable Cake Pan, posted May 12, 2017 [online], retrieved Sep. 11, 2019, retrieved from internet, [https://www.amazon.com/Handi-Foil-Oblong-Aluminum-Disposable-Clear/dp/B01MDT590X?ref\\_ast\\_bbp\\_dp&th=1](https://www.amazon.com/Handi-Foil-Oblong-Aluminum-Disposable-Clear/dp/B01MDT590X?ref_ast_bbp_dp&th=1) (Year: 2017).\*

(Continued)

*Primary Examiner* — Dana K Weiland  
*Assistant Examiner* — Messina L Smith  
(74) *Attorney, Agent, or Firm* — Adam K. Sacharoff;  
Much Shelist, P.C.

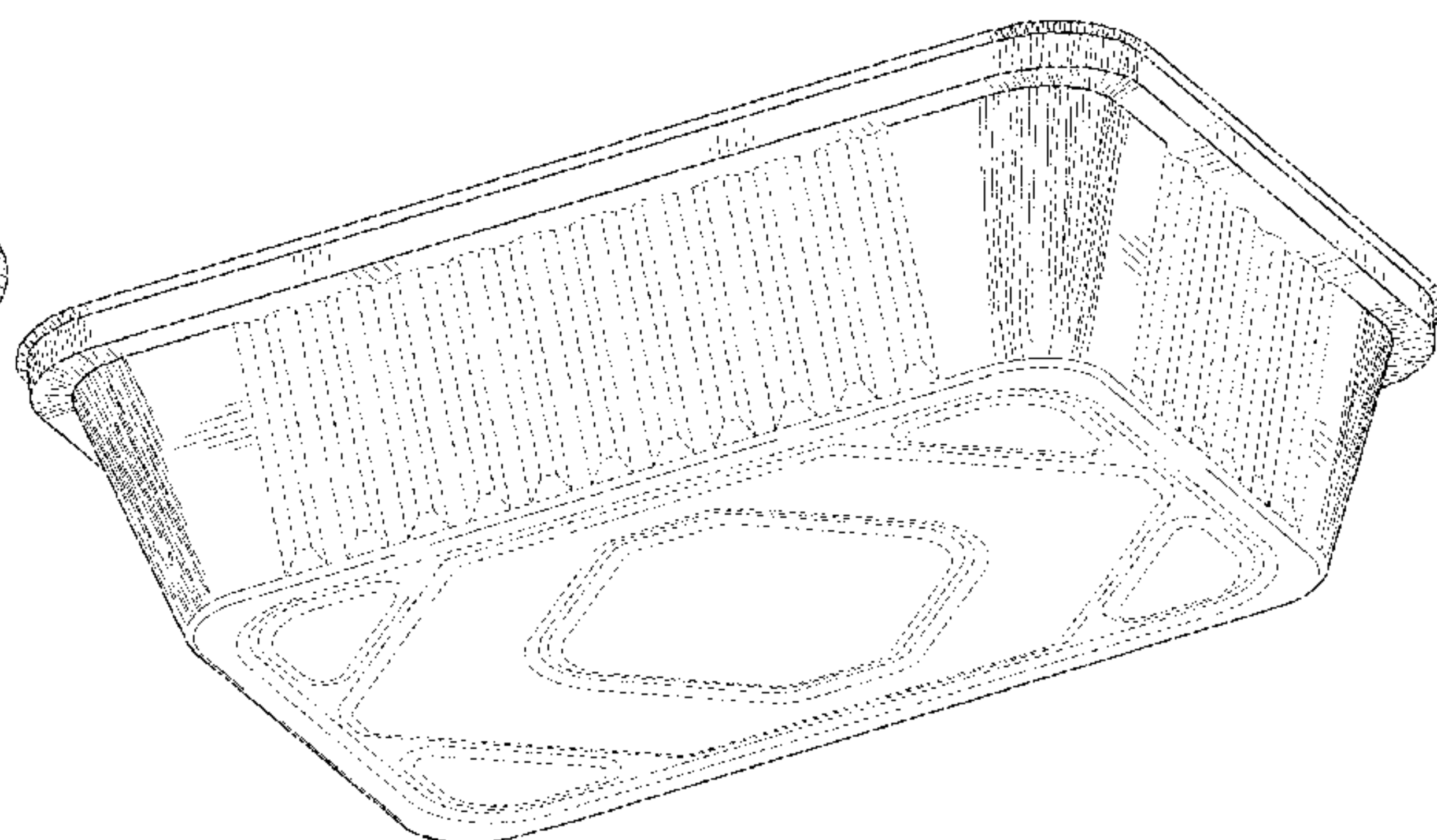
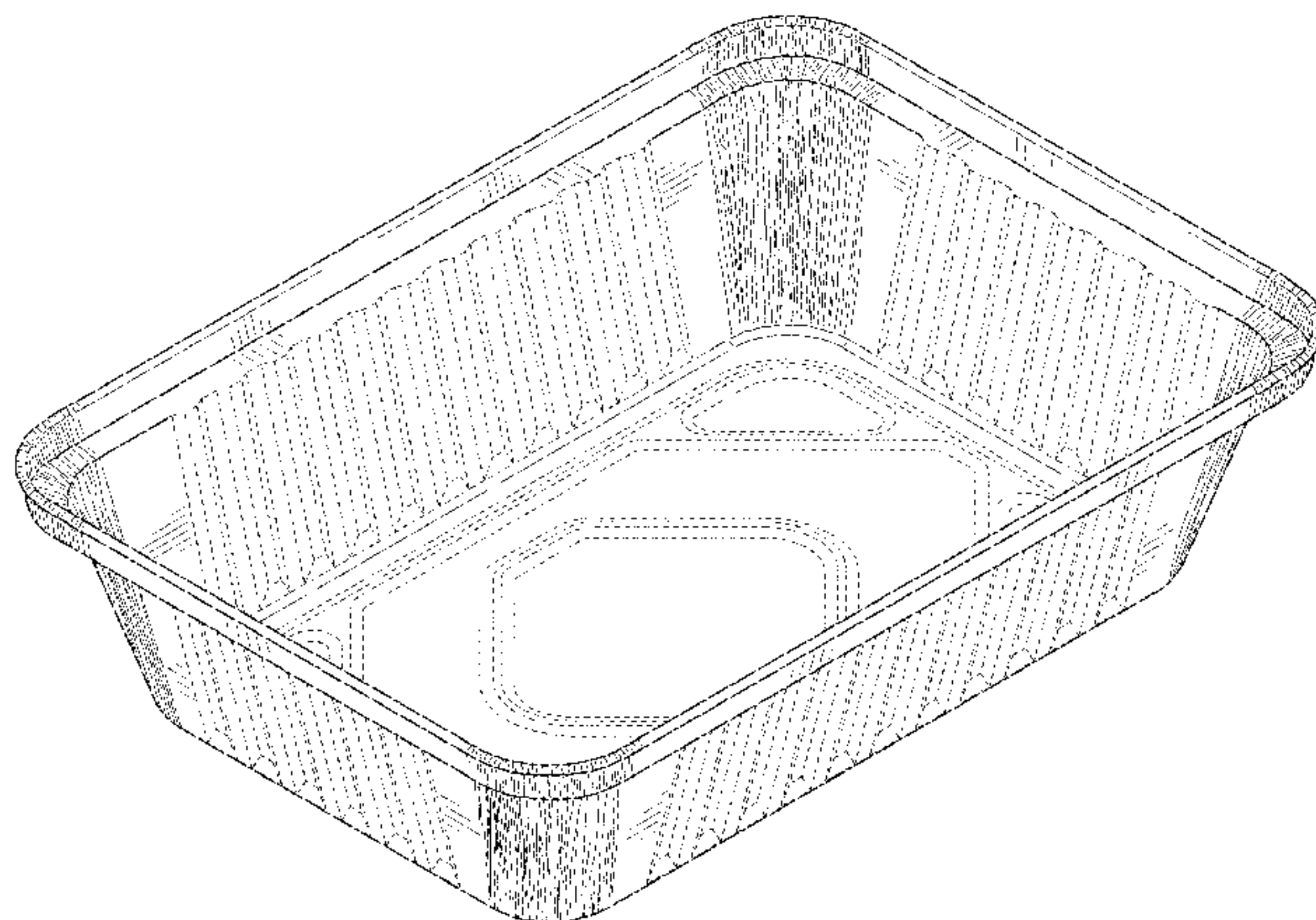
(57) **CLAIM**

The ornamental design for a pan, as shown and described.

**DESCRIPTION**

FIG. 1 is a front side perspective view of a pan showing the new design;  
FIG. 2 is a bottom perspective view thereof;  
FIG. 3 is a left side view thereof;  
FIG. 4 is a right side view thereof;  
FIG. 5 is a front view thereof;  
FIG. 6 is a rear side view thereof;  
FIG. 7 is a top plan view thereof; and,  
FIG. 8 is a bottom plan view thereof.  
The broken lines shown in the drawings depict portion of the pan that form no part of the claimed design.

**1 Claim, 6 Drawing Sheets**



(56)

**References Cited**

U.S. PATENT DOCUMENTS

D804,239	S	*	12/2017	Sarnoff	.....	D7/359
D826,622	S	*	8/2018	Shah	.....	D7/359
D839,656	S	*	2/2019	Patel	.....	D7/359
D839,657	S	*	2/2019	Patel	.....	D7/359
D841,462	S	*	2/2019	Kui	.....	D9/425
D842,641	S	*	3/2019	Demers	.....	D7/354
D845,062	S	*	4/2019	Hunter	.....	D7/391
2015/0136633	A1	*	5/2015	Sarnoff	.....	A47J 36/2405 206/499

OTHER PUBLICATIONS

Rectangular Disposable Aluminum Foil Pan, posted Apr. 19, 2017 [online], retrieved Sep. 11, 2019, retrieved from internet, See Correspondence for web address. (Year: 2017).\*

\* cited by examiner



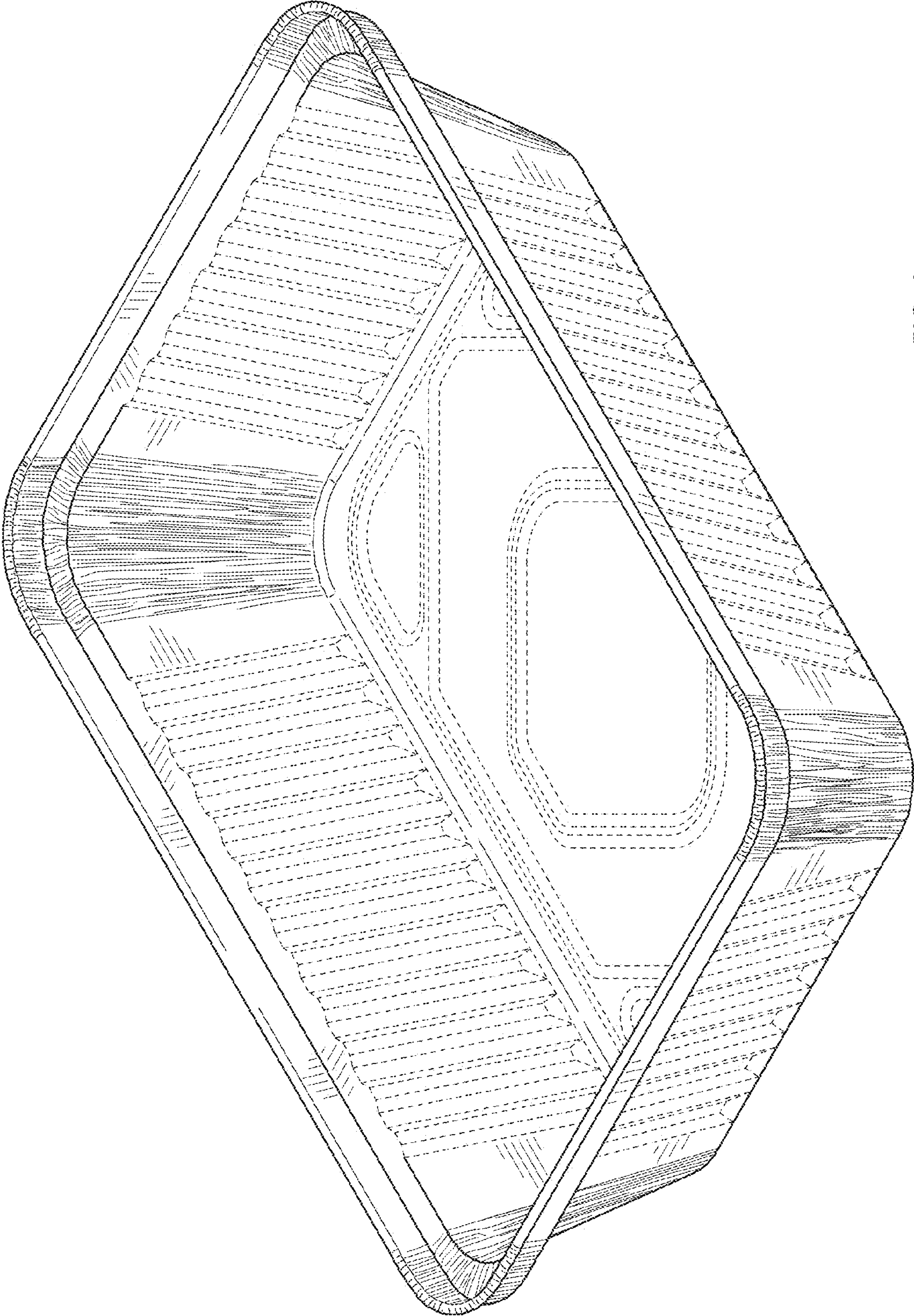


FIG. 1

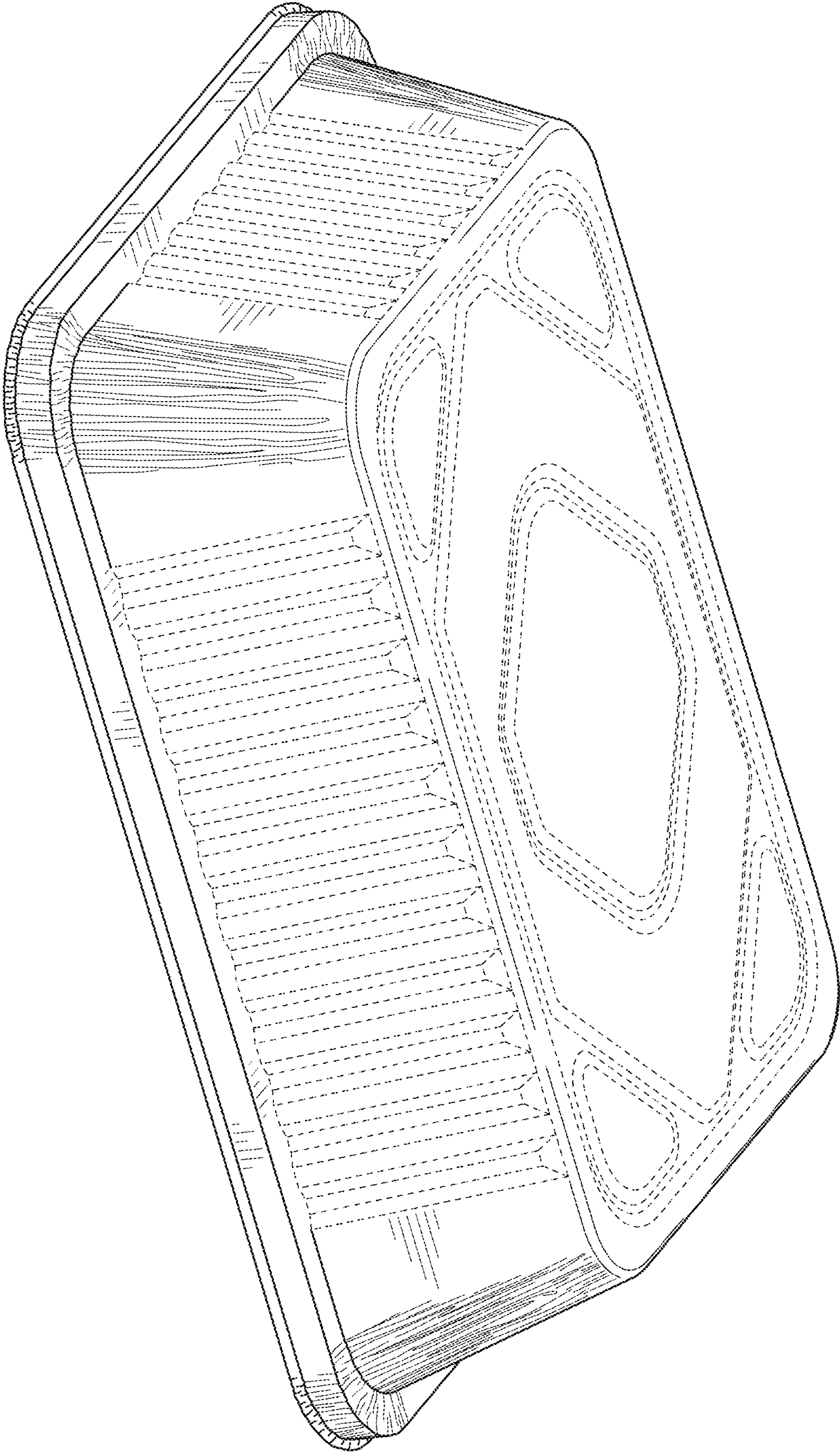


FIG. 2






FIG. 3




FIG. 4




FIG. 5




FIG. 6



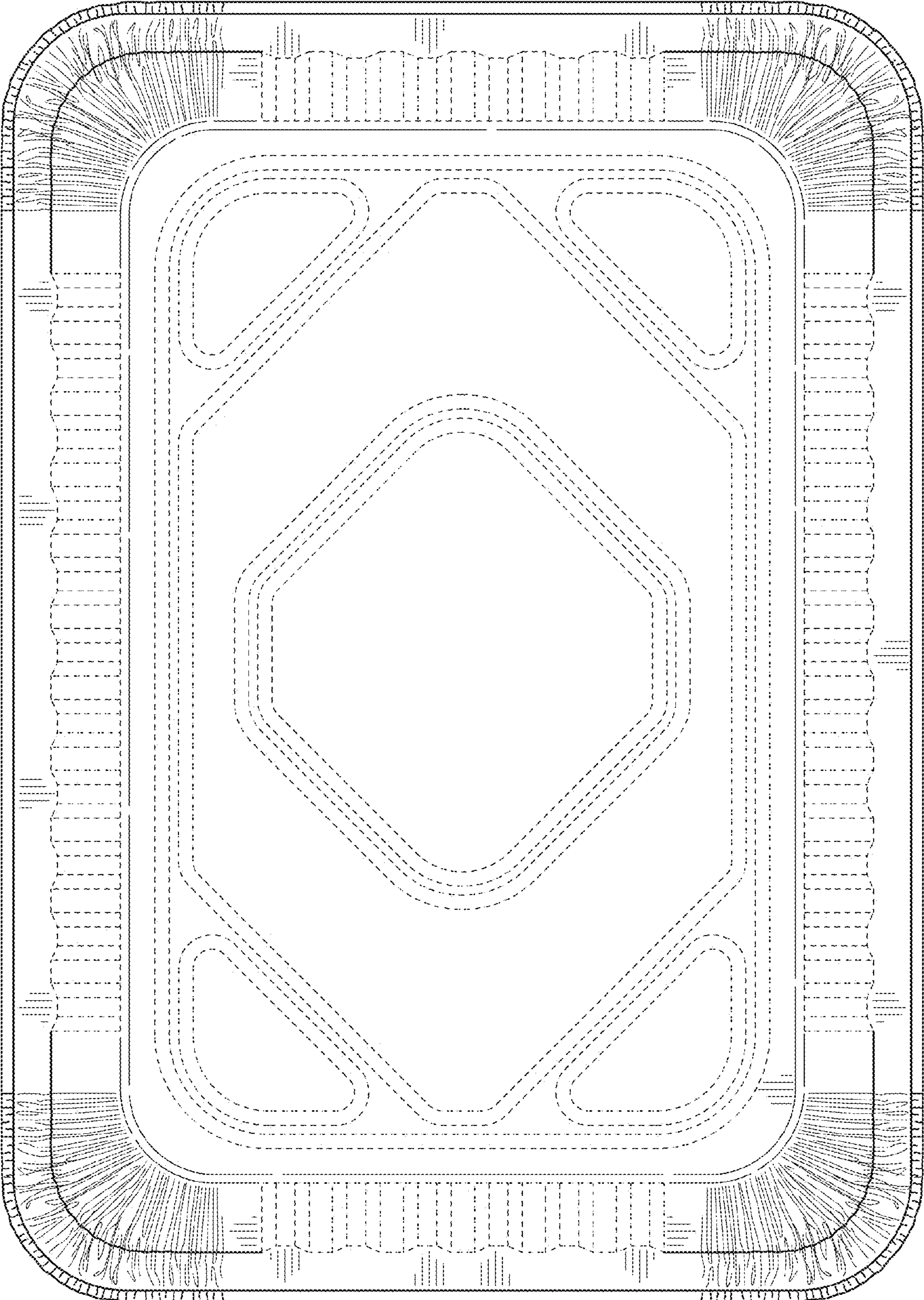


FIG. 7

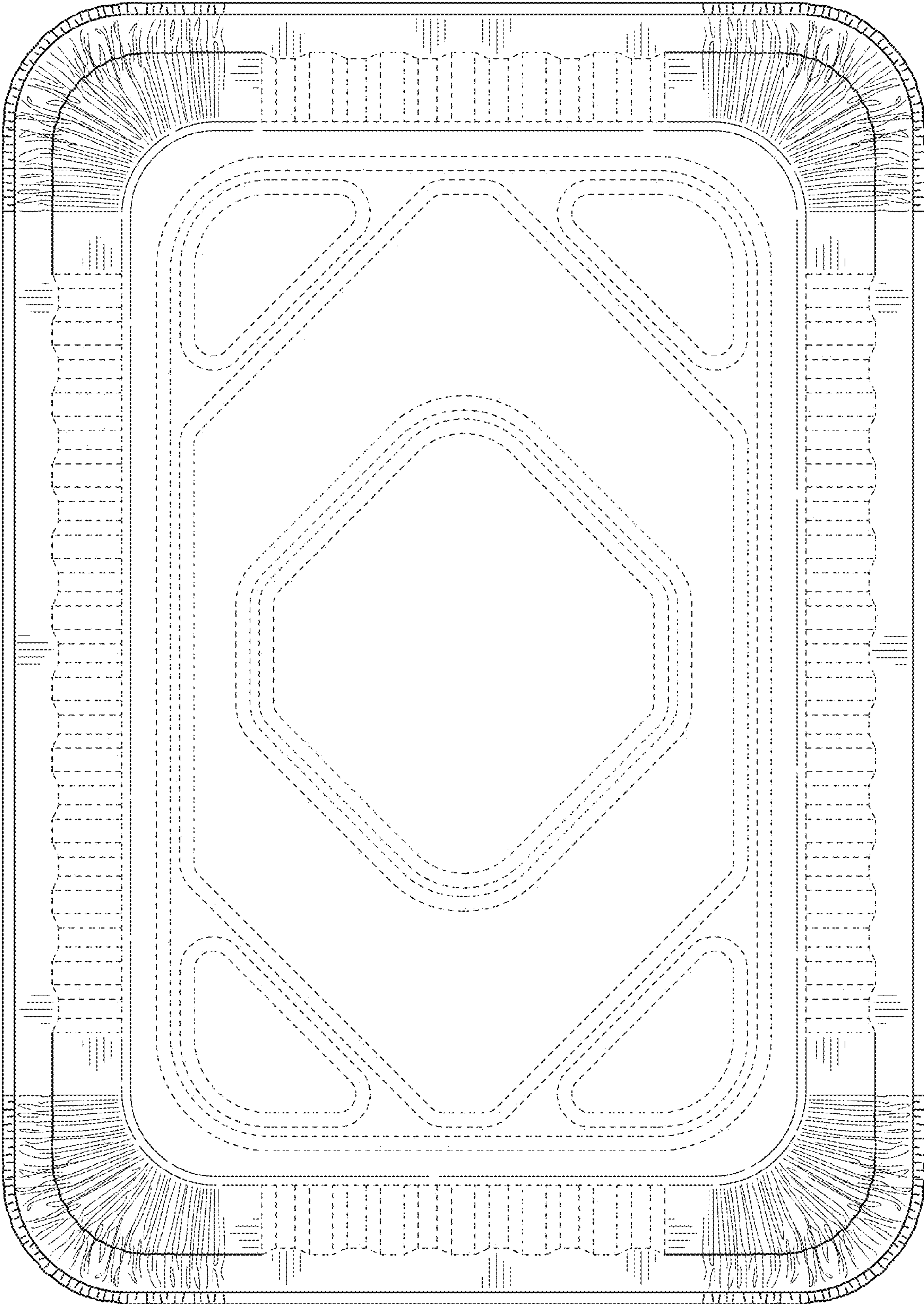


FIG. 8