



US00D931034S

(12) **United States Design Patent**
Fung et al.

(10) **Patent No.:** **US D931,034 S**

(45) **Date of Patent:** **** Sep. 21, 2021**

(54) **PRESSURE COOKER**

(71) Applicant: **SMART PRODUCT CONCEPTS LIMITED**, Kowloon (HK)

(72) Inventors: **Mark Fung**, Kowloon (HK); **Lars Junker**, Hong Kong (HK)

(73) Assignee: **SMART PRODUCT CONCEPTS LIMITED**, Kowloon (HK)

(**) Term: **15 Years**

(21) Appl. No.: **29/717,801**

(22) Filed: **Dec. 19, 2019**

(30) **Foreign Application Priority Data**

Nov. 7, 2019 (EM) 007199658-0002

(51) **LOC (13) Cl.** **07-02**

(52) **U.S. Cl.**
USPC **D7/358**

(58) **Field of Classification Search**
USPC D7/323, 337, 339, 340, 341, 346, 350.3, D7/352, 354, 355, 356, 357, 358, 359, D7/360, 361, 362, 363, 364, 365, 366, D7/367, 402, 403, 406, 407, 601
CPC A21B 1/06; A21B 1/50; A21B 1/52; A47J 37/04; A47J 37/06; A47J 37/015; A47J 37/067; A47J 37/0611; A47J 37/0629; A47J 37/0676; A47J 37/108; F24C 7/06; F24C 7/083; F24C 15/02; F24C 15/66; H05B 3/20; H05B 3/40
See application file for complete search history.

(56) **References Cited**

U.S. PATENT DOCUMENTS

D369,505 S * 5/1996 Philippe D7/323
D380,504 S * 7/1997 Yang D21/525

D418,361 S * 1/2000 Utsugi D7/354
D532,248 S * 11/2006 Fritsch D7/354
D756,159 S * 5/2016 Chang D7/354
D770,844 S * 11/2016 Chung D7/354
D802,987 S * 11/2017 Corlay D7/358
D850,185 S * 6/2019 Terao D7/354
D883,014 S * 5/2020 Varjabedian D7/354
D883,015 S * 5/2020 Deng D7/354
D887,198 S * 6/2020 Zhao D7/354
D899,178 S * 10/2020 Ye D7/358
D900,529 S * 11/2020 You D7/358
2018/0279832 A1 * 10/2018 Ohta A47J 43/0465

OTHER PUBLICATIONS

Hi. I'm Sophie, announced 2020 [online], retrieved Dec. 4, 2020, retrieved from internet, <https://www.cookingpal.com/>.*

(Continued)

Primary Examiner — Dana K Weiland
Assistant Examiner — Messina L Smith

(74) *Attorney, Agent, or Firm* — Berenato & White, LLC

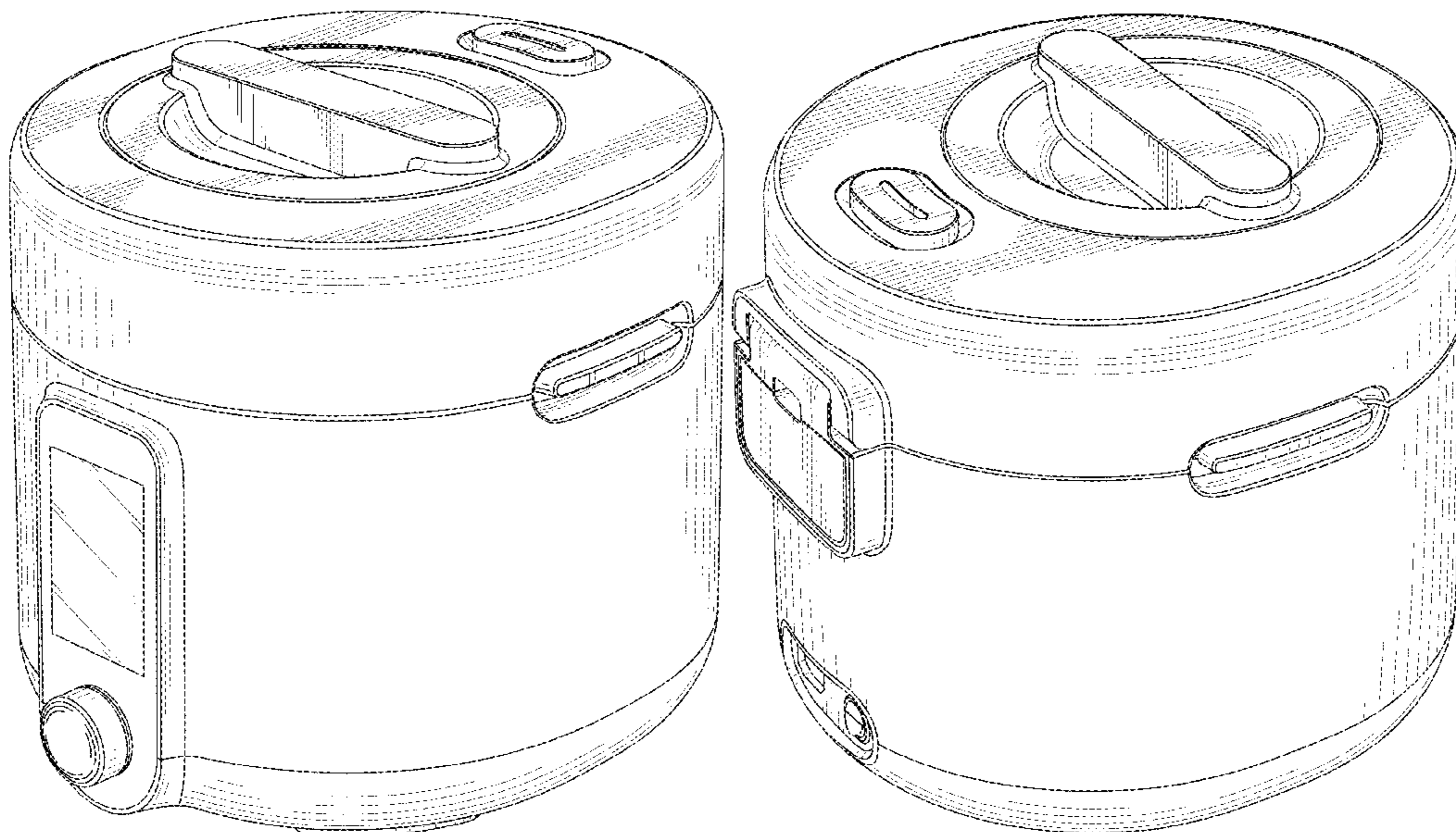
(57) **CLAIM**

The ornamental design for a pressure cooker, as shown and described.

DESCRIPTION

FIG. 1 is a front perspective view of a pressure cooker showing our new design;
FIG. 2 is a front elevational view thereof;
FIG. 3 is a rear elevational view thereof;
FIG. 4 is a left side elevational view thereof;
FIG. 5 is a right side elevational view thereof;
FIG. 6 is a top plan view thereof;
FIG. 7 is a bottom plan thereof; and,
FIG. 8 is a rear perspective view thereof.
The broken lines shown in the drawings depict portions of the pressure cooker that form no part of the claimed design.

1 Claim, 8 Drawing Sheets



(56)

References Cited

OTHER PUBLICATIONS

CookingPal Julia Countertop MultiCooker—Smart State-of-the-Art MultiCooker, announced Jan. 7, 2020 [online], retrieved Dec. 4, 2020, retrieved from internet, <https://www.gadgetgram.com/2020/01/07/cookingpal-julia-countertop-multicooker/>.*

* cited by examiner




FIG. 1

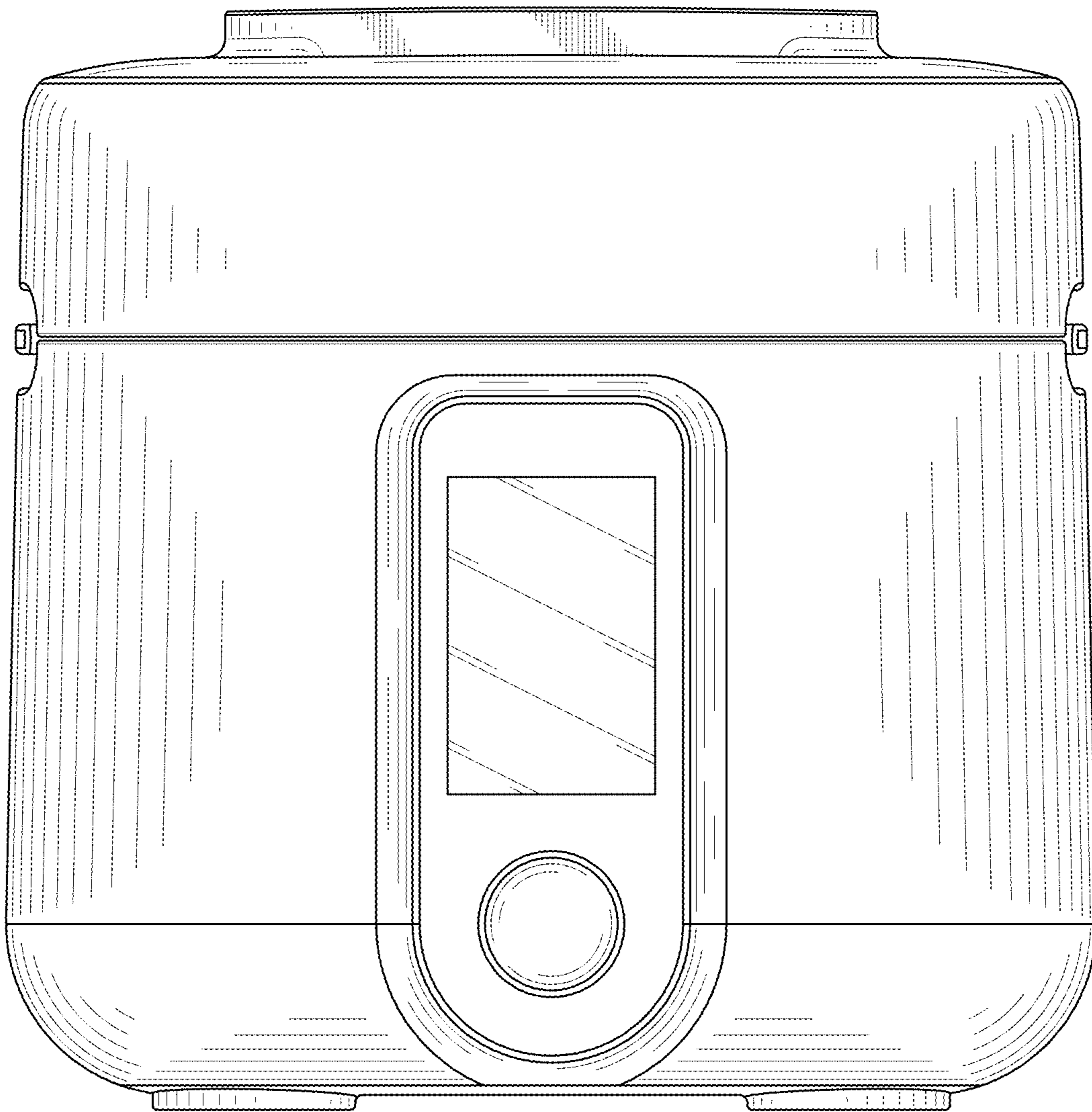


FIG. 2



FIG. 3



FIG. 4



FIG. 5

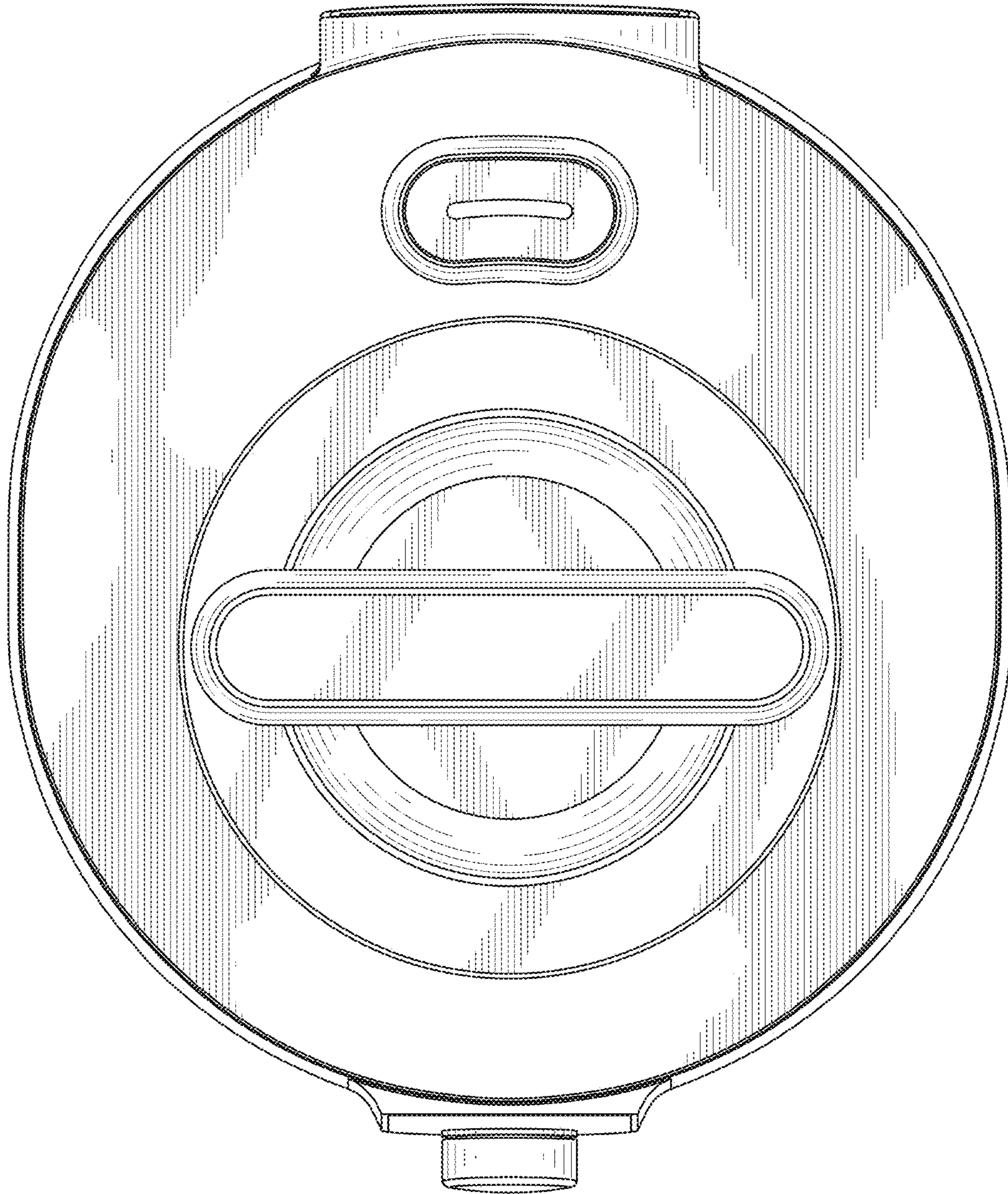


FIG. 6

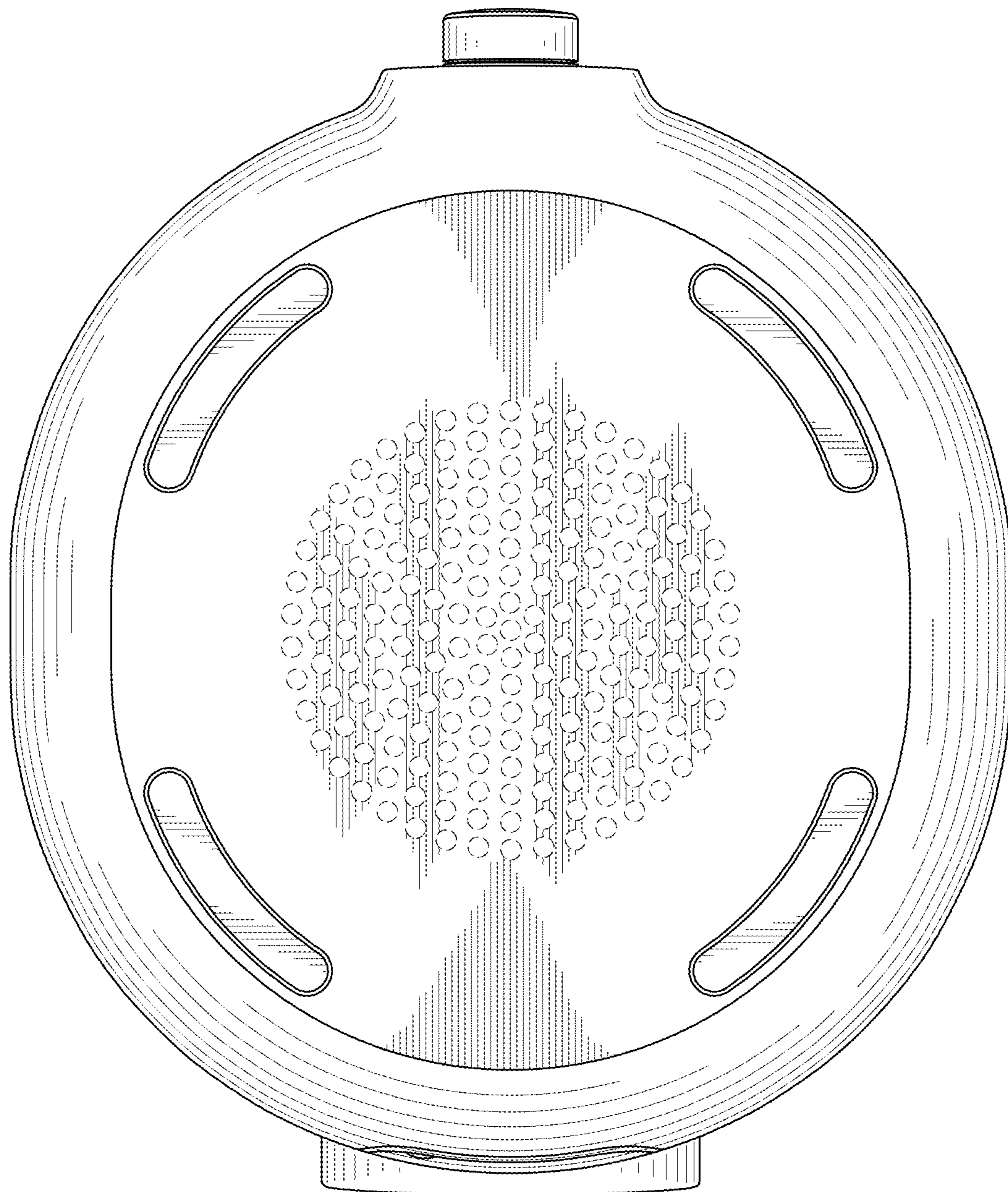


FIG. 7

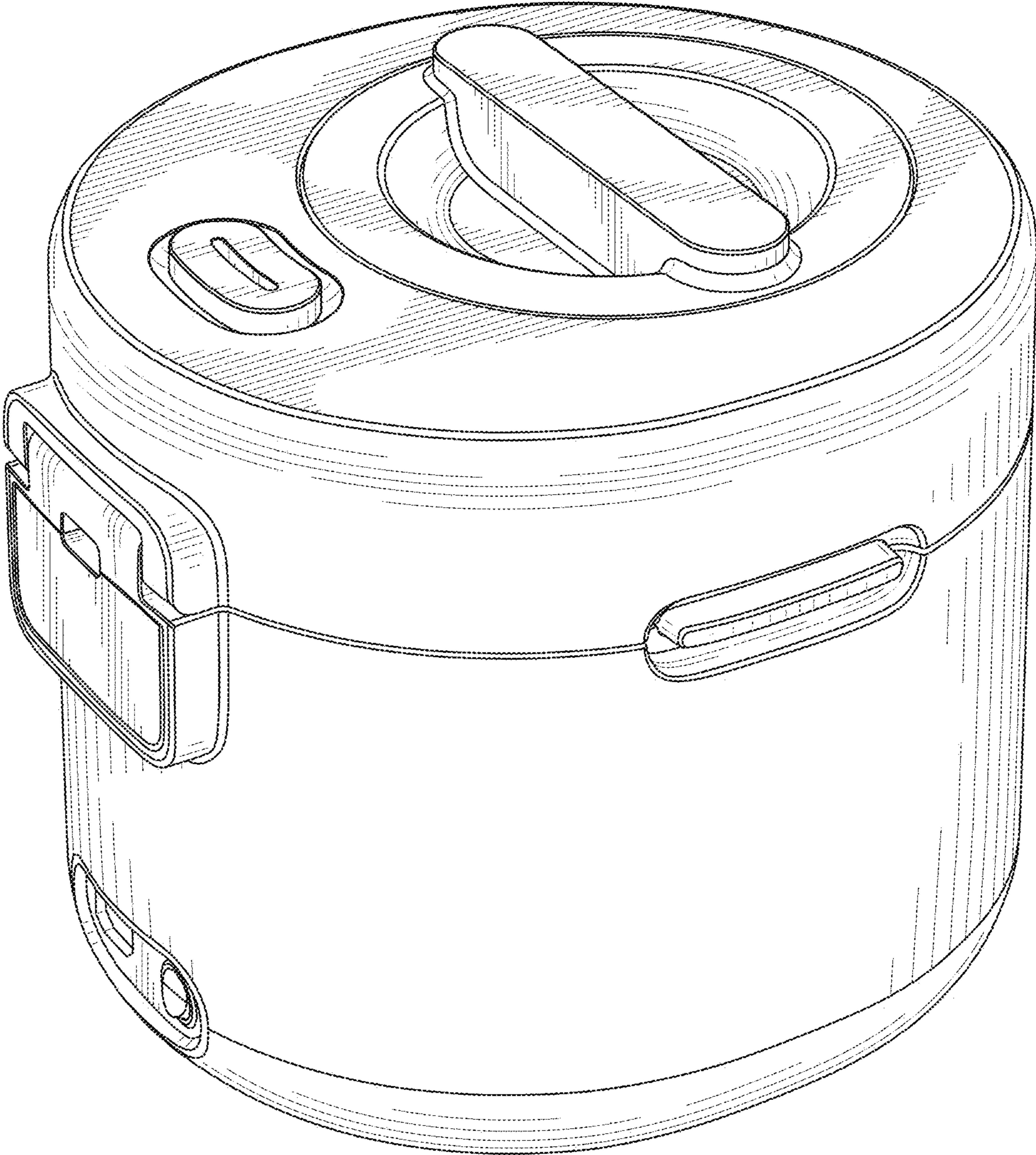


FIG. 8