



US00D931033S

(12) **United States Design Patent** (10) **Patent No.:** **US D931,033 S**  
**Cheng et al.** (45) **Date of Patent:** **\*\* \*Sep. 21, 2021**

(54) **COOKING SKILLET BODY**  
(71) Applicant: **Meyer Intellectual Properties Limited**,  
Kowloon (HK)  
(72) Inventors: **Stanley Kin Sui Cheng**, Hillsborough,  
CA (US); **Roberto Tarenga**, Milan (IT)  
(73) Assignee: **MEYER INTELLECTUAL**  
**PROPERTIES LIMITED**, Hong Kong  
(CN)

D575,992 S \* 9/2008 LeGreve ..... D7/586  
D606,404 S \* 12/2009 Diss ..... D9/428  
D612,732 S \* 3/2010 Takata ..... D9/428  
D628,443 S \* 12/2010 McTaggart ..... D7/545  
D647,397 S \* 10/2011 Inaba ..... D9/425  
D693,182 S \* 11/2013 Katterheinrich ..... D7/587  
D750,481 S \* 3/2016 Rapparini ..... D9/500  
D787,274 S \* 5/2017 Gagnon ..... D7/586  
D792,745 S \* 7/2017 Wu ..... D7/587  
D797,491 S \* 9/2017 Mirchandani ..... D7/354  
D862,988 S \* 10/2019 Wiggins ..... D7/587

\* cited by examiner

(\*) Notice: This patent is subject to a terminal disclaimer.

*Primary Examiner* — Ricky Pham  
(74) *Attorney, Agent, or Firm* — Edward S. Sherman

(\*\*) Term: **15 Years**

(57) **CLAIM**

(21) Appl. No.: **29/660,105**

The ornamental design for a cooking skillet body, as shown and described.

(22) Filed: **Aug. 17, 2018**

**DESCRIPTION**

(51) **LOC (13) Cl.** ..... **07-02**

(52) **U.S. Cl.**  
USPC ..... **D7/354**; D7/360; D7/361

(58) **Field of Classification Search**  
USPC ..... D7/323, 354-363, 391, 393-396, 396.1,  
D7/409, 565, 584, 586, 587, 629;  
D9/428, 500, 503  
CPC ..... A47G 19/12; A47J 27/00; A47J 27/002;  
A47J 27/08; A47J 27/21; A47J 27/58;  
A47J 36/025; A47J 36/02; A47J 36/06;  
A47J 36/12; A47J 37/00; A47J 37/10;  
A47J 37/101; A47J 37/103; A47J 37/12;  
A47J 37/1204; A47J 45/061; A47J  
45/071; A47J 45/08; H05B 6/12  
See application file for complete search history.

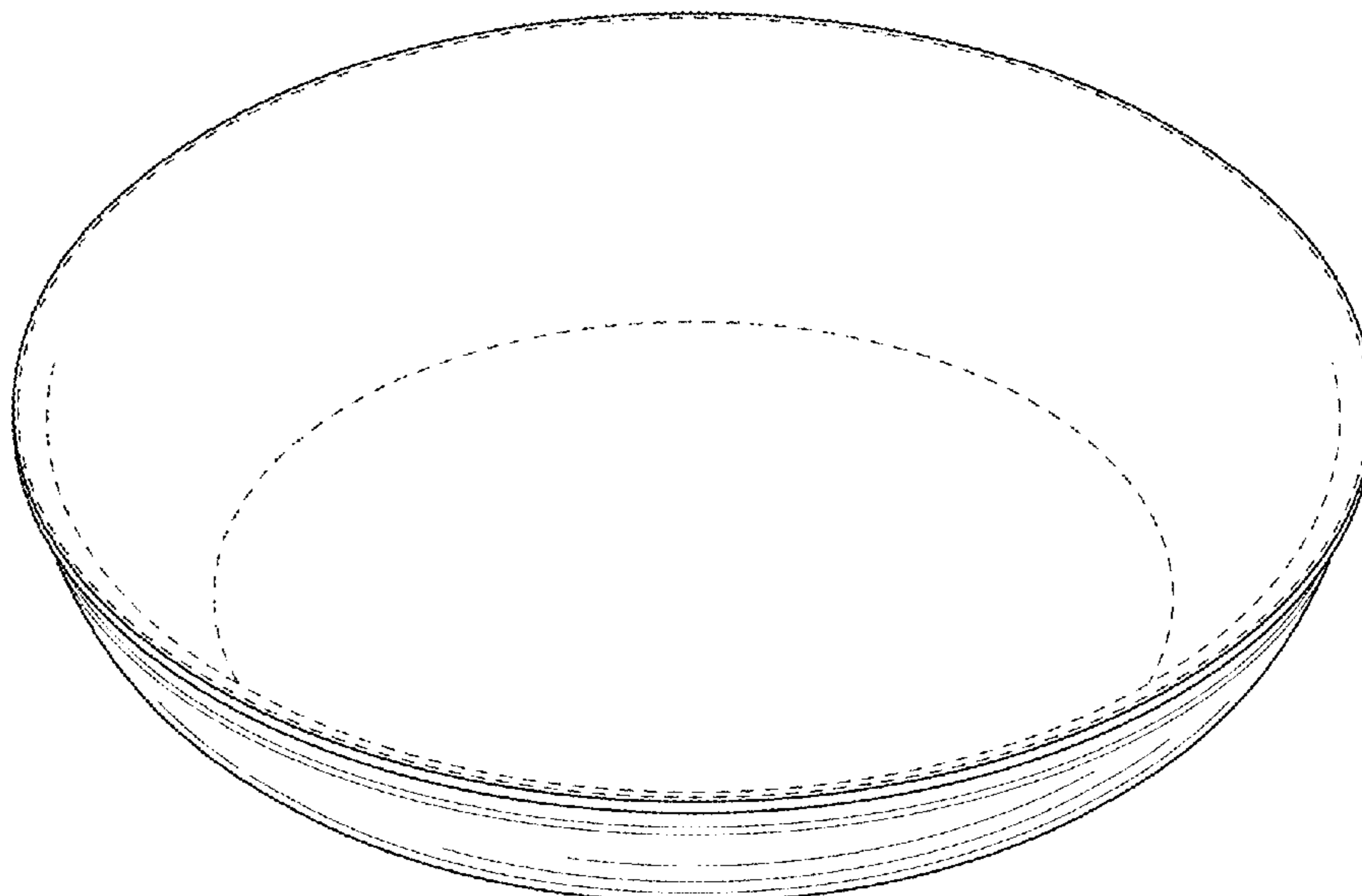
FIG. 1 is a top perspective view of the first embodiment of the “cooking skillet body”, showing our new design;  
FIG. 2 is a bottom perspective view thereof;  
FIG. 3 is a side elevational view thereof;  
FIG. 4 is a cross-section elevational view thereof, taken at section line 4-4 in FIG. 5;  
FIG. 5 is a top plan view thereof;  
FIG. 6 is a bottom plan view thereof;  
FIG. 7 is a top perspective view of the second embodiment of the “cooking skillet body”, showing our new design;  
FIG. 8 is a bottom perspective view thereof;  
FIG. 9 is a side elevational view thereof;  
FIG. 10 is a cross-section elevational view thereof, taken at section line 10-10 in FIG. 11; and  
FIG. 11 is a top plan view thereof; and,  
FIG. 12 is a bottom plan view thereof.  
The broken lines in various FIGS depict portion of the design of the cooking skillet body that are not claimed.

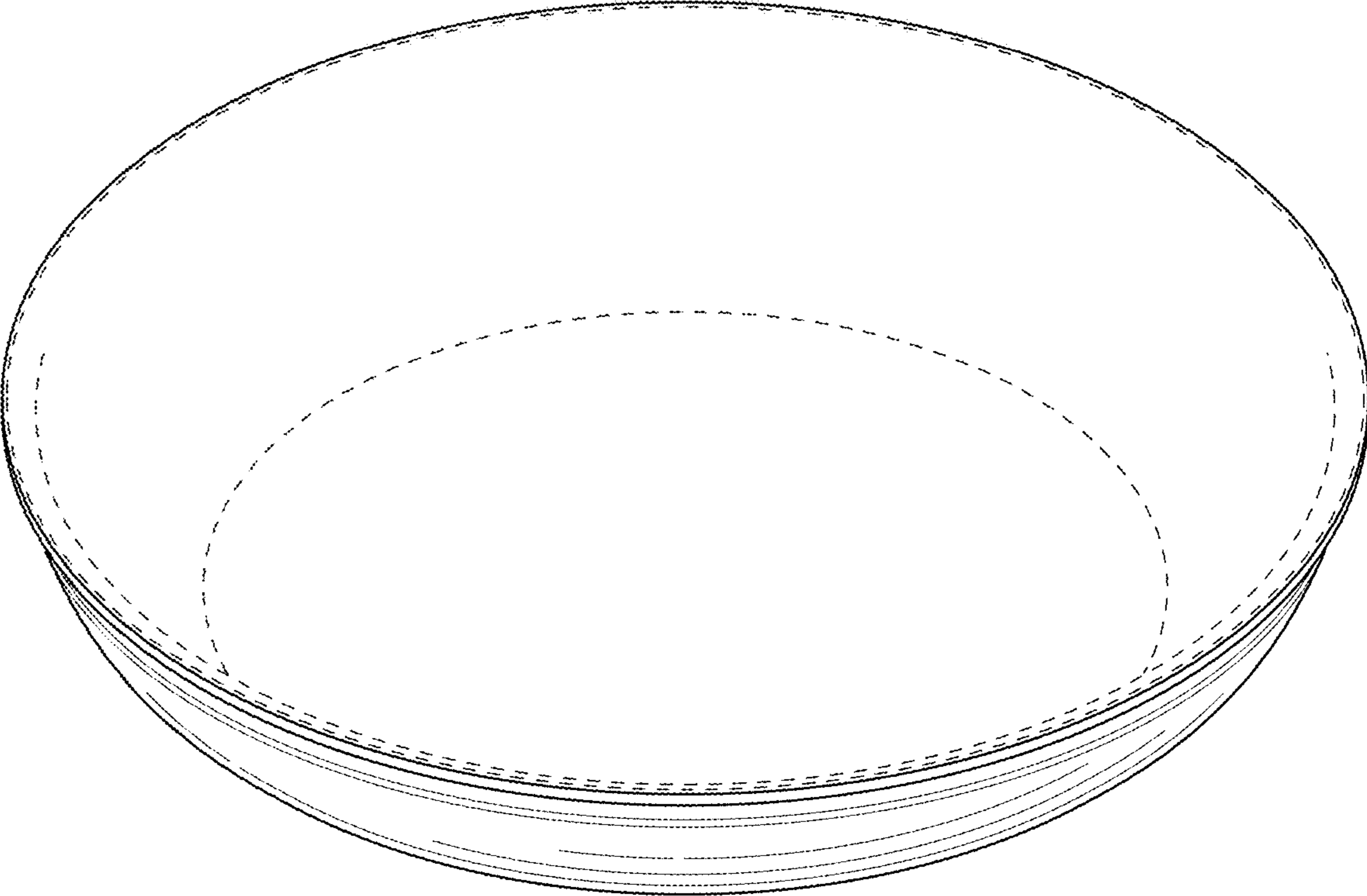
(56) **References Cited**

**U.S. PATENT DOCUMENTS**

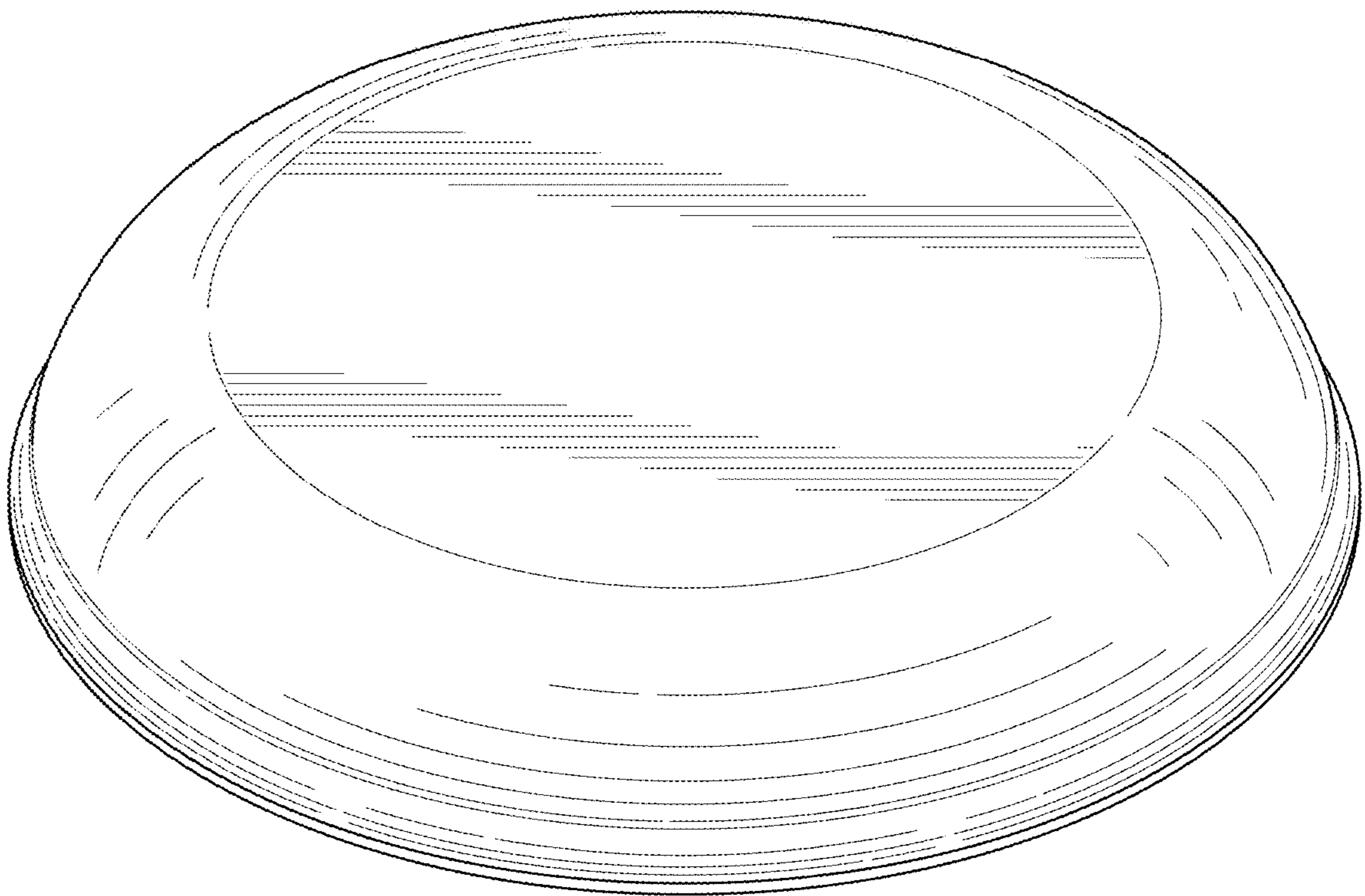
D497,287 S \* 10/2004 Glander ..... D7/560  
D544,298 S \* 6/2007 Eide ..... D7/396.1

**1 Claim, 10 Drawing Sheets**

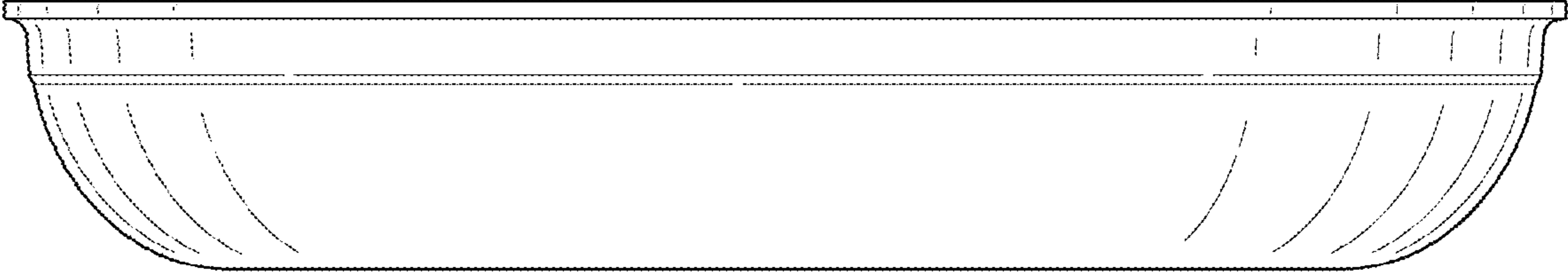





**FIG. 1**



**FIG. 2**



**FIG. 3**



**FIG. 4**



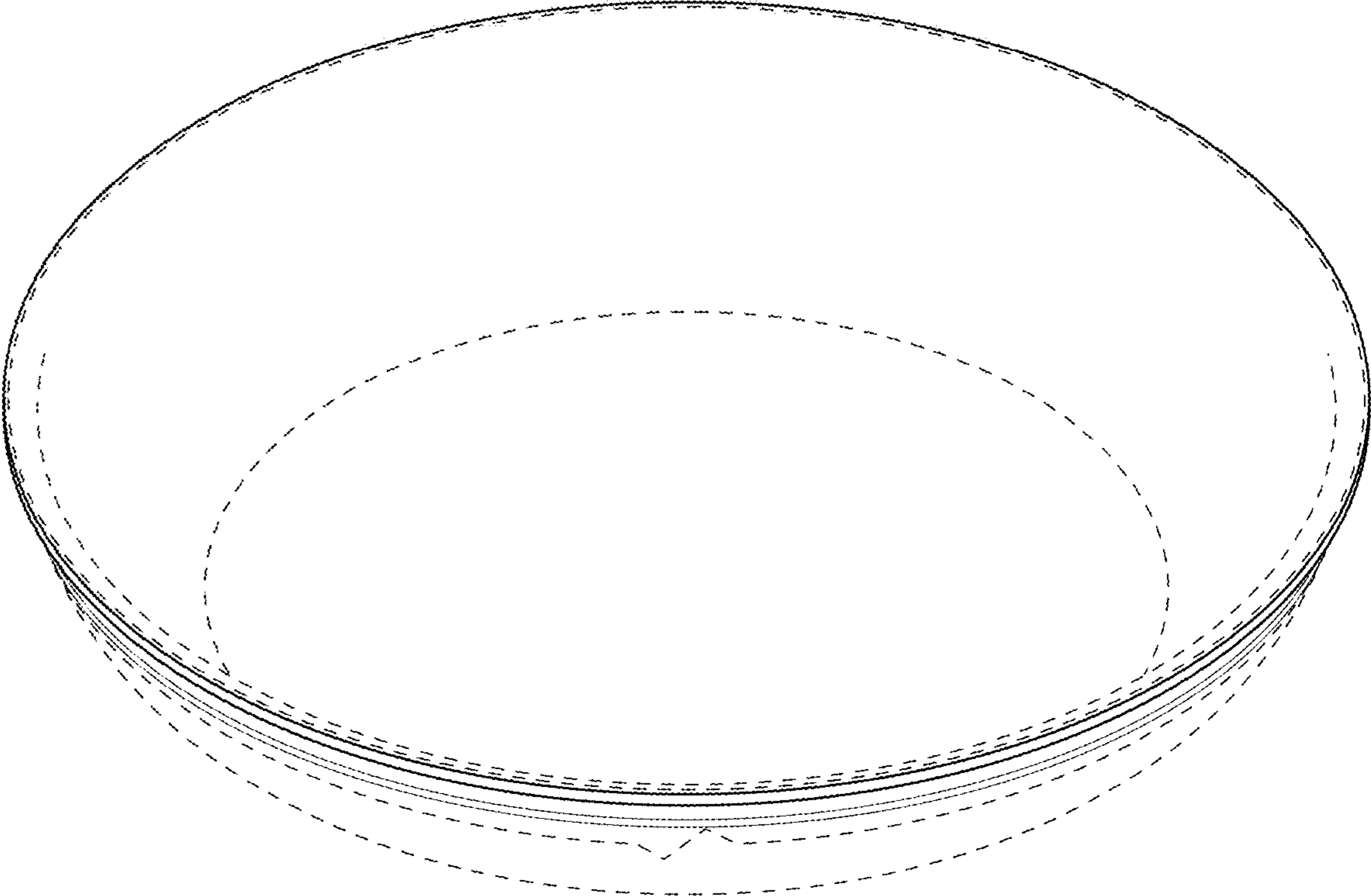


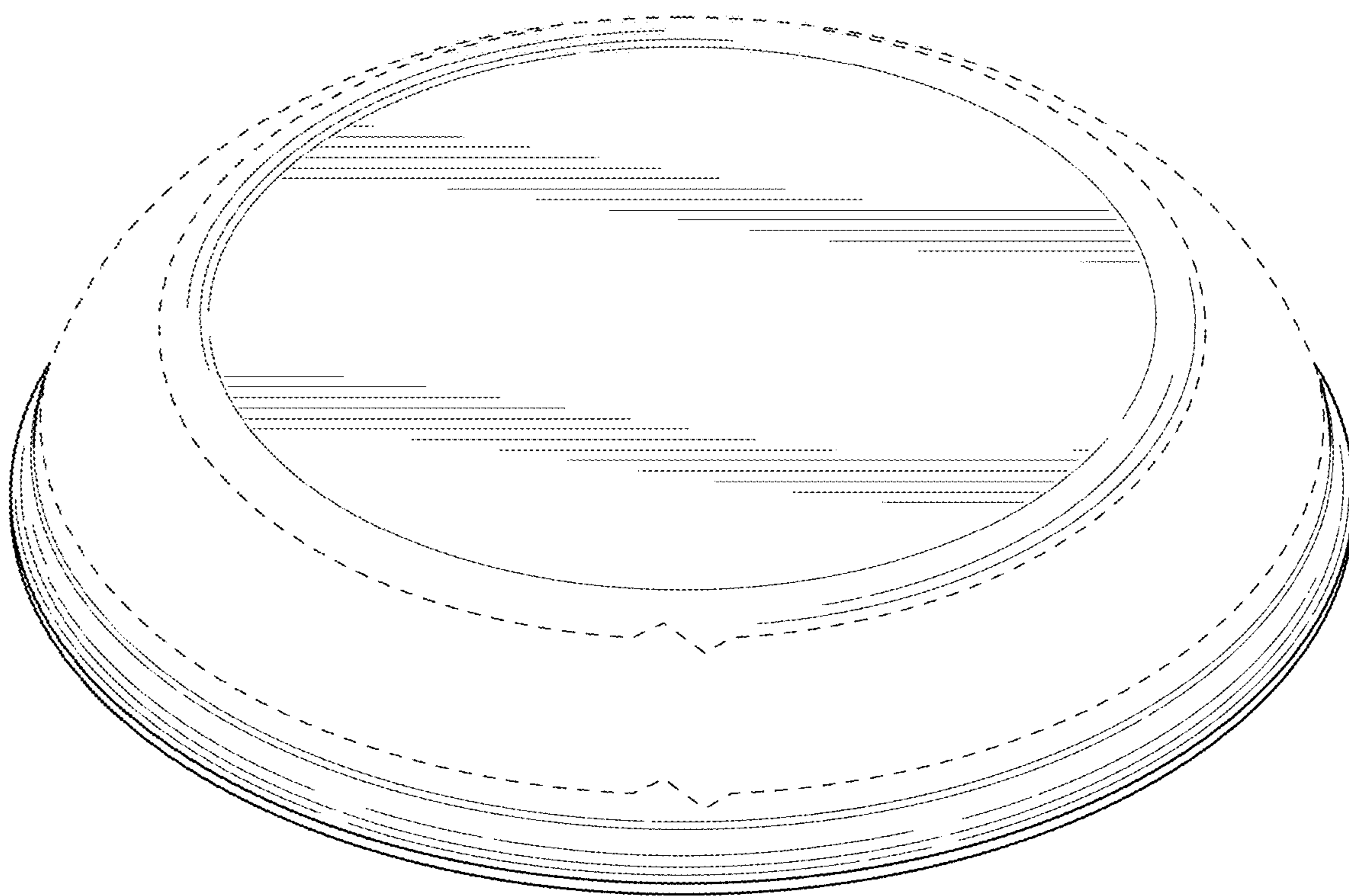
FIG. 5



**FIG. 6**

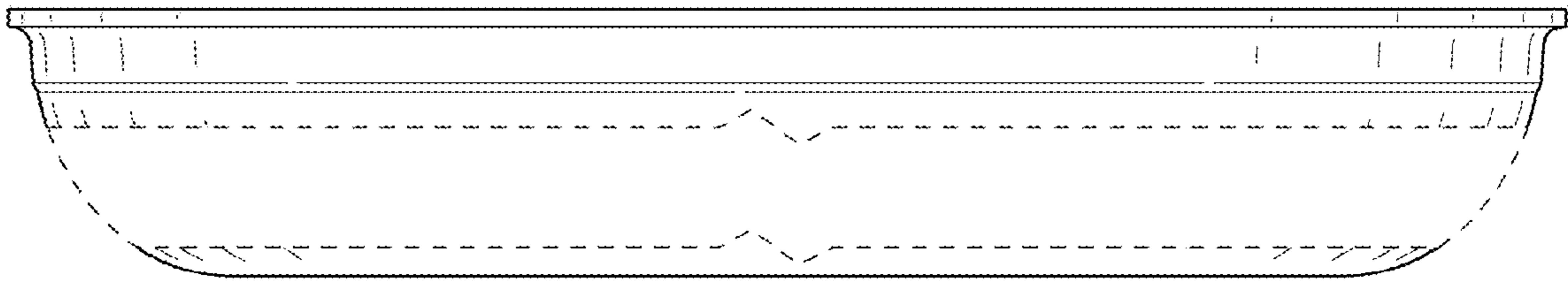


**FIG. 7**

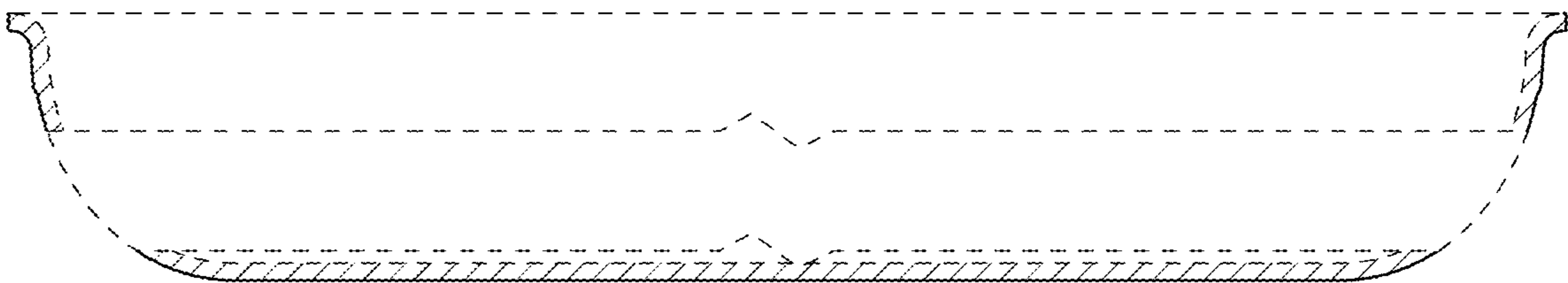


**FIG. 8**





**FIG. 9**



**FIG. 10**





FIG. 11



**FIG. 12**